

BASEBALL

2019 WARHAWK BASEBALL MEDIA GUIDE



ULM

A large, light-colored rectangular sign with a black metal frame. The frame has a decorative arched top with vertical slats. The sign is mounted on a brick wall. In the background, a blue flag flies on a pole, and there are red flowers in the foreground.

Welcome to
MONROE

Home of
University of Louisiana
Monroe

2019 ULM Baseball

TABLE OF CONTENTS

INTRODUCTION

Quick Facts	5
2019 Schedule	6
2019 Roster	7
Warhawk Field	8
Warhawks in the MLB Draft	9
ULM Legend Ben Sheets	10
ULM Legend Chuck Finley	11
ULM Tradition	12

ULM Staff 13

Head Coach Michael Federico	14
Assistant Coach Matt Collins	15
Assistant Coach Jake Carlson	16
Assistant Coach Brandon Belanger	16
Director of Baseball Operations Stephen Morrison	17
Athletic Trainer Justin Rohrman	17
Strength and Conditioning Coach Kyle Vagher	17
Strength and Conditioning Coach Michael Gardner	17
Voice of ULM Baseball Mike Hammett	17
University President Dr. Nick Bruno	18
Interim Athletic Director Scott McDonald	19
Support Staff	20
Media Information	21
Academic Services	22
Athletic Training	23
Strength and Conditioning	24

2019 Warhawks 25

Player Bios	26-47
-------------	-------

2018 Review 48

2018 Sun Belt Conference Review	49
2018 Game-By-Game Results	50
2018 Overall Statistics	51
2018 Sun Belt Statistics	52
2018 Games Summary	53
2018 Team Game-By-Game Stats	54-55
2018 Miscellaneous Stats	56-58
2018 Season Game Highs	59-60
2018 Season Opponent Game Highs	61-63

History and Records 64

All-Time Series Results	65
Year-by-Year Results	66-77
All-Time Results	78
All-Americans	79

Postseason Honors	80
All-Time Roster	81-84
Team Records	85-86
Year-by-Year Leaders	86-88
Single-Season Batting Records	89
Single-Season Pitching Records	90
Career Batting Records	91
Career Pitching Records	92
ULM Baseball Superlatives	93
NCAA Tournament Appearances	94


This Is ULM 95

ULM In the History Books	96
SOAR	97
Rise of the Warhawks	98-99
Notable Former ULM Students	100
Sun Belt Conference	101

CREDITS

This publication is a production of the ULM Athletic Media Relations department under the direction of John Lewandowski. It was edited, designed, produced and updated by Mike Hammett, ULM Media Relations Intern. Cover design was by Jessica Roberson, ULM Media Relations Assistant. Photographs courtesy of John Lewandowski, Avery Borrell, the Sun Belt Conference and ULM archives.

Season Information



2019 ULM BASEBALL QUICK FACTS

UNIVERSITY INFORMATION

Name.....	ULM (University of Louisiana at Monroe)
Location.....	Monroe, La.
Founded.....	1931
Enrollment.....	8,995
Nickname/Mascot.....	Warhawks/Ace
Colors.....	Maroon & Gold
Conference.....	Sun Belt
Affiliation.....	NCAA Division I
President.....	Dr. Nick Bruno
Director of Athletics.....	Scott McDonald (Interim)
Senior Woman Administrator.....	Ashleigh Simmons (Interim)

HOME FIELD INFORMATION

Facility.....	Warhawk Field
Capacity.....	1,800
Opened.....	1983
Playing Surface.....	Grass
All-Time Record.....	333-208 (.616)
Press Row Phone.....	(318) 342-6920

BASEBALL HISTORY

First Season.....	1952
Total Seasons.....	67
All-Time Record.....	1371-1396-8 (.495)
All-Time Conference Record.....	328-272 (.547)
.....Southland (25 seasons)	
.....	259-127 (.671)
.....Sun Belt (12 seasons)	
.....	73-145 (.335)
Winning Seasons.....	22
.....Last: 2010-11 (16-15)	
30-Plus Win Seasons.....	7
.....Last: 2004-05 (22-8)	
Regular Season Conference Championships.....	12
.....(1964, 1966, 1968, 1969, 1970, 1983, 1995, 1996, 1999, 2000, 2002, 2008)	
Conference Tournament Titles.....	2
.....(2000, 2012)	
NCAA Tournament Appearances.....	5 (3-10 record)
.....(1983, 1995, 1999, 2000, 2012)	
Last: 2012 (Baton Rouge Regional: L 4-1 vs. LSU, W 6-3 vs. Belmont, L 11-2 vs. Oregon State)	

2018 SEASON RECAP

Overall Record.....	23-31
.....Home: 16-10	
.....Away: 7-21	
.....Neutral: 0-0	
.....SBC Record: 10-20	
.....Home: 8-7	
.....Away: 2-13	
Position Players Returning/Lost.....	9/10
Pitchers Returning/Lost.....	8/7
Newcomers (HS/TR).....	27 (4/23)

BASEBALL STAFF

Head Coach.....	Michael Federico
.....Alma Mater: Southern Mississippi, '97, '99	
.....Record at ULM: 23-31 (2nd season)	
Career Record.....	23-31, 2nd season (.426)
Assistant Coach.....	Matt Collins
Assistant Coach/Recruiting Coordinator.....	Jake Carlson
Assistant Coach.....	Brandon Belanger
Director of Baseball Operations.....	Stephen Morrison
Athletic Trainer.....	Justin Rohman
Strength & Conditioning Coach.....	Kyle Vagher
Assistant Strength & Conditioning Coach.....	Michael Gardner

KEY RETURNERS (2018 STATS)

Chad Bell, senior, utility.....	283 batting average, 7 HR, 40 RBI
Joey Jordan, senior, infielder.....	262 batting average, 12 SB
Brendan Jordan, senior, first base/outfielder.....	240 batting average, 21 RBI
Braedon Barrett, senior, infielder.....	235 batting average, 11 2B, 5 HR, 12 SB
Trey Jeans, senior, LHP.....	3-5, 5.20 ERA, 62.1 IP, 67 K

KEY LOSSES (2018 STATS)

Johnny DeLaCruz.....	332 batting average, 18 2B, 24 RBI, 12 SB
Justin O'Laughlin.....	2-3, 5.22 ERA, 58.2 IP, 32 K
Chase Beal.....	3-8, 6.50 ERA, 54.0 IP, 43 K
Keegan Curtis.....	3-2, 7 SV, 2.88 ERA, 34.1 IP, 47 K

MEDIA RELATIONS

Assoc. AD for Communications & Marketing (baseball contact).....	John Lewandowski
Office Phone.....	(318) 342-5378
Cell Phone.....	(517) 896-3537
Office Fax.....	(318) 342-5367
E-mail.....	lewandowski@ulm.edu
Assistant Director of Media Relations.....	Jessica Roberson
Media Relations Intern/Warhawk Radio Network (secondary).....	Mike Hammett
Office Phone.....	(318) 342-7925
Cell Phone.....	(785) 713-2048
E-mail.....	mhammett@ulm.edu
Director of Fan Engagement & Creative Services.....	Eric Elliot
Press Box.....	ULMWarhawks.com
Athletics Web Site.....	ULMWarhawks.com
Facebook.....	facebook.com/ULMBaseball
Twitter.....	@ULM_BSB
Instagram.....	ulm_bsb
YouTube.....	ULMAthletics
Mailing Address.....	308 Warhawk Way
.....	Monroe, LA 71209

ULM NAME USAGE

In all references, please refer to us as **ULM**.
We are the University of Louisiana at Monroe.



SUN BELT™

2019 ULM BASEBALL SCHEDULE

DATE	OPPONENT	LOCATION	TIME (CT)
Feb. 15	LSU	Baton Rouge, La.	7:00 p.m.
Feb. 16	Air Force	Baton Rouge, La.	6:00 p.m.
Feb. 17	Army	Baton Rouge, La.	11:00 a.m.
Feb. 22	SIU-Edwardsville	Monroe, La.	6:00 p.m.
Feb. 23	SIU-Edwardsville	Monroe, La.	12:00 p.m.
Feb. 23	SIU-Edwardsville	Monroe, La.	3:00 p.m.
Feb. 24	SIU-Edwardsville	Monroe, La.	1:00 p.m.
Feb. 26	Northwestern State	Natchitoches, La.	6:00 p.m.
March 1	Tennessee	Pensacola, Fla.	2:00 p.m.
March 2	Western Kentucky	Pensacola, Fla.	11:00 a.m.
March 3	North Florida	Pensacola, Fla.	3:00 p.m.
March 5	Southeastern Louisiana	Hammond, La.	6:00 p.m.
March 6	Southeastern Louisiana	Hammond, La.	6:00 p.m.
March 8	McNeese State	Monroe, La.	6:00 p.m.
March 9	McNeese State	Monroe, La.	6:00 p.m.
March 10	McNeese State	Monroe, La.	1:00 p.m.
March 12	Southern	Monroe, La.	6:00 p.m.
March 15	Coastal Carolina*	Monroe, La.	6:00 p.m.
March 16	Coastal Carolina*	Monroe, La.	2:00 p.m.
March 17	Coastal Carolina*	Monroe, La.	1:00 p.m.
March 19	Southern Miss	Hattiesburg, Miss.	6:00 p.m.
March 22	Texas State*	San Marcos, Texas	6:00 p.m.
March 23	Texas State*	San Marcos, Texas	2:30 p.m.
March 24	Texas State*	San Marcos, Texas	1:00 p.m.
March 26	Louisiana Tech	Ruston, La.	6:00 p.m.
March 27	Jackson State	Monroe, La.	6:00 p.m.
March 29	Georgia Southern*	Monroe, La.	6:00 p.m.
March 30	Georgia Southern*	Monroe, La.	2:00 p.m.
March 31	Georgia Southern*	Monroe, La.	1:00 p.m.
April 3	Mississippi State	Starkville, Miss.	6:30 p.m.
April 5	Georgia State*	Atlanta, Ga.	5:00 p.m.
April 6	Georgia State*	Atlanta, Ga.	1:00 p.m.
April 7	Georgia State*	Atlanta, Ga.	12:00 p.m.
April 9	Northwestern State	Monroe, La.	6:00 p.m.
April 12	Appalachian State*	Boone, N.C.	5:00 p.m.
April 13	Appalachian State*	Boone, N.C.	12:00 p.m.
April 14	Appalachian State*	Boone, N.C.	11:00 a.m.
April 16	Louisiana Tech	Monroe, La.	6:00 p.m.
April 18	Little Rock*	Monroe, La.	6:00 p.m.
April 19	Little Rock*	Monroe, La.	6:00 p.m.
April 20	Little Rock*	Monroe, La.	2:00 p.m.
April 23	Southern	Baton Rouge, La.	6:00 p.m.
April 26	Arkansas State*	Jonesboro, Ark.	6:30 p.m.
April 27	Arkansas State*	Jonesboro, Ark.	4:00 p.m.
April 28	Arkansas State*	Jonesboro, Ark.	1:00 p.m.
April 30	Alcorn State	Monroe, La.	6:00 p.m.
May 3	UTA*	Monroe, La.	6:00 p.m.
May 4	UTA*	Monroe, La.	2:00 p.m.
May 5	UTA*	Monroe, La.	1:00 p.m.
May 10	Troy*	Troy, Ala.	6:00 p.m.
May 11	Troy*	Troy, Ala.	3:00 p.m.
May 12	Troy*	Troy, Ala.	1:00 p.m.
May 14	Northwestern State	Monroe, La.	6:00 p.m.
May 16	Ragin' Cajuns*	Monroe, La.	6:00 p.m.
May 17	Ragin' Cajuns*	Monroe, La.	6:00 p.m.
May 18	Ragin' Cajuns*	Monroe, La.	2:00 p.m.
May 21-26	Sun Belt Conference Tournament	Conway, S.C.	TBD

2019 Sun Belt Conference Tournament

Tues. May 21 - Sun. May 26

Conway, S.C., Coastal Carolina University

Springs Brooks Stadium

* Sun Belt Conference Game / Home Games in Bold

All Game Times Central, Unless Otherwise Noted. Times Are Subject to Change.

PITCHERS

No.	Player	Pos.	B/T	Ht.	Wt.	Class	Hometown (Previous School)
1	Logan McDowell	RHP		5-10	185	Jr.	Columbia, Miss. (Meridian CC)
20	Richard Hebert	RHP		6-3	205	Sr.	Lafayette, La. (LSU Eunice)
21	Ty Barnes	RHP		6-1	190	Jr.	Petal, Miss. (Mississippi Gulf Coast CC)
25	Brock Figueroa	RHP		6-1	195	Jr.	Ennis, Texas (Panola College)
26	Josh Lallier	RHP		6-0	192	R-Jr.	Broomfield, Colo. (Southeast CC)
27	Jake Kaufman	RHP		6-0	180	Jr.	McDonough, Ga. (Southern Union CC)
29	Jacob Barton	RHP		6-1	205	Sr.	Mangham, La. (Mississippi State)
30	Connor Deeds	RHP		6-0	195	Jr.	Larkspur, Colo. (South Mountain CC)
32	Tyler Lien	LHP		6-4	195	Jr.	Kirkwood, Mo. (North Iowa Area CC)
34	Dylan Marsh	RHP		6-2	200	Jr.	Lake Cormorant, Miss. (East Central CC)
35	Kaleb Sanderson	RHP		6-2	190	Jr.	Omaha, Neb. (Southeast CC)
36	Miles Dunn	RHP		6-1	190	Sr.	Houston, Texas (Panola College)
37	Landon Longworth	RHP		5-9	150	Jr.	Rowlett, Texas (Paris JC)
38	Kolton Childress	RHP		6-5	230	Sr.	Brighton, Tenn. (Dyersburg State CC)
40	Cole Gray	RHP		6-3	230	R-Jr.	Meridian, Miss. (East Central CC)
42	Trey Jeans	LHP		5-10	194	Sr.	Texarkana, Ark. (Seminole State CC)
43	Cameron Allison	LHP		6-5	190	Jr.	Atlanta, Ga. (Howard College)
45	Cole Martin	LHP		6-0	190	Jr.	Destrehan, La. (Delgado CC)
47	Cam Barlow	LHP		5-11	205	Fr.	Halls, Tenn. (Dyer County HS)
50	Justin Barton	RHP		6-2	215	R-Jr.	Mangham, La. (LSU Eunice)
51	E.J. Scott	LHP		6-2	200	Jr.	Little Rock, Ark. (Crowder College)

CATCHERS

No.	Player	Pos.	B/T	Ht.	Wt.	Class	Hometown (Previous School)
9	Jacob Charron	C		5-9	185	Sr.	Ottawa, Ontario (Crowder CC)
18	Austin Schmitt	C		5-10	180	Fr.	St. Louis, Mo. (Valley Park HS)
23	Carson Klepzig	C		6-0	200	R-Jr.	Olive Branch, Miss. (Hinds CC)
33	Logan Wurm	C		6-2	215	Jr.	Marysville, Ga. (Sierra College)

INFELDERS

No.	Player	Pos.	B/T	Ht.	Wt.	Class	Hometown (Previous School)
2	Colin Gordon	INF		6-0	175	Jr.	West Valley City, Utah (College of Southern Idaho)
3	Andrew Beesley	OF/INF		5-11	175	Jr.	Natchez, Miss. (Hinds CC)
4	Nathan Miranda	INF		5-10	170	Jr.	San Antonio, Texas (Angelina College)
5	Joey Jordan	INF		6-0	180	Sr.	Wadley, Ala. (Southern Union CC)
6	Masen Proski	INF		5-11	193	Jr.	Bennington, Neb. (Southeast CC)
10	Braedon Barrett	INF		6-1	190	R-Sr.	Lake Charles, La. (Hinds CC)
12	Brendan Jordan	1B/OF		6-1	210	R-Sr.	Franklin, Tenn. (Columbia State CC)
16	Cameron Horton	1B		6-3	225	Jr.	Bossier City, La. (LSU Eunice)
19	Chad Bell	UTIL		6-3	210	Sr.	Fort Collins, Colo. (Western Nevada College)
22	Blake Buckman	INF		6-0	200	Jr.	Shreveport, La. (Evangel Christian)

OUTFIELDERS

No.	Player	Pos.	B/T	Ht.	Wt.	Class	Hometown (Previous School)
3	Andrew Beesley	OF/INF		5-11	175	Jr.	Natchez, Miss. (Hinds CC)
7	Ryan Humeniuk	OF		6-2	200	Jr.	Stonewall, Manitoba (Indian Hills CC)
11	Trent Tinglestad	OF		5-10	213	Jr.	Marysville, Wash. (Everett CC)
19	Chad Bell	UTIL		6-3	210	Sr.	Fort Collins, Colo. (Western Nevada College)
28	Brendan Jordan	1B/OF		6-1	210	R-Sr.	Franklin, Tenn. (Columbia State CC)
32	Jake Kaufman	OF/RHP		6-0	180	Jr.	McDonough, Ga. (Southern Union CC)
41	Cade Harper	OF		6-1	225	R-Sr.	Sterlington, La. (Northwestern State)

COACHING STAFF

Head Coach: Michael Federico (Southern Mississippi, '97; Southern Mississippi, '99)

Assistant Coach: Matt Collins (ULM, '10)

Assistant Coach/Recruiting Coordinator: Jake Carlson (Nicholls, '03)

Assistant Coach: Brandon Belanger (Tulane, '02)

Director of Baseball Operations: Stephen Morrison

Athletic Trainer: Justin Rohrman

Strength & Conditioning Coach: Michael Gardner

NUMERICAL ROSTER

1.....	Logan McDowell, RHP
2.....	Evian Benjamin, OF
3.....	Andrew Beesley, OF/INF
4.....	Nathan Miranda, INF
5.....	Joey Jordan, INF
6.....	Masen Proski, INF
7.....	Ryan Humeniuk, OF
8.....	Colin Gordon, INF
9.....	Jacob Charron, C
10.....	Brandon Barrett, INF
11.....	Trent Tinglestad, OF
12.....	Brendan Jordan, 1B/OF
16.....	Cameron Horton, 1B
18.....	Austin Schmitt, C
19.....	Chad Bell, UTIL
20.....	Richard Hebert, RHP
21.....	Ty Barnes, RHP
22.....	Blake Buckman, INF
23.....	Carson Klepzig, C
24.....	Cam Barlow, LHP
25.....	Brock Figueroa, RHP
26.....	Josh Lallier, RHP
27.....	Tyler Lien, LHP
29.....	Kyle Backofen, LHP
30.....	Connor Deeds, RHP
31.....	Jacob Barton, RHP
32.....	Jake Kaufman, OF/RHP
33.....	Logan Wurm, C
34.....	Dylan Marsh, RHP
35.....	Kaleb Sanderson, RHP
36.....	Miles Dunn, RHP
37.....	Landon Longworth, RHP
38.....	Kolton Childress, RHP
39.....	Justin Barton, RHP
40.....	Cole Gray, RHP
41.....	Cade Harper, OF
42.....	Trey Jeans, LHP
43.....	Cameron Allison, LHP
45.....	Cole Martin, LHP
51.....	E.J. Scott, LHP

WARHAWK FIELD



The 2019 season marks the 37th year that the ULM baseball team will call Warhawk Field home.

Warhawk Field has been friendly to the home team as the Warhawks have posted a 579-363-1 (.614) mark in the facility since its inception in 1983.

ULM has won at least 15 home games 24 times in the 36 years playing at Warhawk Field and have given the home fans 20 victories nine times.

In fact, in its 30-year history, Warhawk Field has witnessed just eight seasons of losing records and just five since 1994.

The in-state rivalry between ULM and UL-Lafayette brought 5,956 fans to Warhawk Field for in 2012 to set a new three-game series attendance record. It broke the previous mark of 5,738 set in 2007 when ULM hosted UL-Lafayette.

More than 119,000 fans passed through the gates at Warhawk Field as ULM set back-to-back-to-back attendances records in the 2011, 2012 and 2013 seasons.

Warhawk Field is one of the most unique baseball facilities in the country making games at ULM fun for the entire family.

To enhance the baseball atmosphere, the field is surrounded by a three-foot high brick wall, allowing fans a clear view of the game from field level.

The field is illuminated by eight lighting banks, allowing for night baseball in the cool Louisiana evenings.

With picnic and tailgate areas for fans, as well as a children's playground built prior to the 2008 season, gamedays at Warhawk Field provide a family friendly baseball atmosphere.

The complex hosts the offices of the ULM baseball staff. The 1,800-seat structure also features indoor and outdoor batting cages, an indoor pitching mound and its own training facilities.

The stadium went through renovations prior to the 2011 season. The Warhawks locker room was remodeled with new lockers, flooring, expanded floor space and audio/visual improvements. In addition, the Warhawk Field Press Box also received a face lift.

Warhawk Field also saw a pair of new additions for 2014 as there are now covered areas for fans along the third base line and a new hitting facility along the first base line. In 2015, the squad added a team room for meetings and film study and the following offseason, the locker room received a new paint job and new carpet.

The stadium has exceeded capacity on seven different occasions, highlighted by a matchup against LSU on April 26, 2001, when 4,635 fans squeezed into the stands. In 2009, 3,673 fans watched ULM beat Mississippi State 7-1.

The combination of facilities, atmosphere and fan activity make Warhawk Field one of the nation's best venues to watch a collegiate baseball game.

Top Attendances (Over Capacity)				
1.	April 26, 2001	vs. LSU (L, 4-16)	4,635	
2.	April 23, 2002	vs. LSU (L, 3-10)	4,401	
3.	March 26, 1997	vs. LSU (W, 6-2)	4,371	
4.	May 11, 1999	vs. LSU (W, 6-5)	3,876	
5.	April 1, 2009	vs. Mississippi St. (W, 7-1)	3,673	

Warhawk Field				
Year-by-Year Record / Attendance				
Year	Record	Pct.	Attend.	Avg.
1983	24-9	.727	5,050	230
1984	26-6	.813	5,978	187
1985	19-4	.826	4,932	214
1986	17-10	.629	4,455	112
1987	13-7-1	.642	6,596	314
1988	11-14	.440	9,100	364
1989	7-15	.318	4,787	218
1990	16-5	.762	7,021	319
1991	9-9	.500	5,216	307
1992	15-12	.556	5,903	219
1993	6-8	.429	Not Available	
1994	15-11	.577	14,051	703
1995	20-5	.800	17,349	913
1996	24-6	.800	20,861	834
1997	22-5	.815	17,828	755
1998	19-5	.791	13,605	680
1999	20-10	.667	23,446	781
2000	23-4	.852	17,326	721
2001	22-9	.710	25,008	926
2002	15-11	.576	22,129	922
2003	20-15	.571	23,586	714
2004	16-12	.571	13,961	499
2005	16-14	.533	14,424	497
2006	10-11	.476	7,838	373
2007	19-10	.655	21,325	735
2008	17-11	.607	19,622	701
2009	19-8	.704	23,458	868
2010	11-15	.423	16,495	634
2011	16-14	.533	35,852	1,194
2012	13-13	.500	41,727	1,604
2013	11-13	.458	41,757	1,439
2014	17-12	.586	25,897	893
2015	19-14	.576	41,344	1,252
2016	11-10	.523	8,905	424
2017	5-17	.227	19,057	866
2018	16-10	.615	25,707	1028
TOTAL	579-363-1	.614	407,182	613

ULM MAJOR LEAGUE BASEBALL DRAFT PICKS

Year	Player	Position	Round (Ovr. Pick)	Team	Year	Player	Position	Round (Ovr. Pick)	Team
2018	Keegan Curtis	P	22nd (667)	New York Yankees		Mike Wombacher	P	13th (398)	New York Yankees
2017	Nathan Reynolds	SS	39th (1,162)	Arizona Diamondbacks		Todd Self	OF	15th (457)	Houston Astros
2016	Brayden Bouche	P	33rd (1,002)	Toronto Blue Jays	1999	Ben Sheets	P	1st (10)	Milwaukee Brewers
2015	Kodie Tidwell	SS	26th (777)	San Diego Padres		Corey Artieta	P	31st (934)	Milwaukee Brewers
2014	Tyler Bray	P	26th (795)	St. Louis Cardinals	1998	Lance Carracioli	P	10th (396)	Los Angeles Dodgers
2012	Jeremy Sy	SS	12th (388)	San Francisco Giants		Brandon Smith	P	23rd (692)	Houston Astros
	Randy Zeigler	P	19th (598)	San Francisco Giants	1996	Shannon Cooley	OF	24th (706)	Philadelphia Phillies
	Joey Rapp	1B	28th (868)	San Francisco Giants	1995	Denny Blair	P	8th (203)	Chicago Cubs
2011	Drew Granier	P	32nd (976)	Oakland Athletics	1994	Chad Olinde	2B	36th (1,002)	Chicago Cubs
	James Jones	P	33rd (1,013)	New York Yankees	1993	Wade Walker	P	16th (446)	Chicago Cubs
2009	Ben Soignier	SS	22nd (675)	New York Yankees		Steven Bourgeois	P	21st (582)	San Francisco Giants
	Justin Anderson	P	24th (716)	Baltimore Orioles	1992	Stanley Wiltz	1B	29th (819)	Pittsburgh Pirates
2008	Ben Soignier	SS	17th (508)	Florida Marlins		Blake Doolan	OF	33rd (921)	Philadelphia Phillies
	Kyle Suire	2B	35th (1,064)	New York Mets	1991	Harold Henry	OF	6th (176)	Chicago White Sox
2007	David Mixon	P	20th (614)	San Francisco Giants	1990	Pat Morphy	P	34th (889)	New York Yankees
	Bo Bowman	1B	22nd (672)	Colorado Rockies		Greg McGough	C	40th (1,003)	Chicago White Sox
2006	David Mixon	P	47th (1,401)	Arizona Diamondbacks	1987	Terry Matthews	P	5th (129)	Texas Rangers
2005	Matt Green	P	2nd (49)	Arizona Diamondbacks		Kevin Cavalier	P	23rd (589)	Montreal Expos
	Matt Lane	P	16th (500)	St. Louis Cardinals		Kenne Brown	OF	50th (1,176)	New York Yankees
2004	Jim Miller	P	8th (230)	Colorado Rockies	1986	Joe Sims	OF	15th (382)	Montreal Expos
	Matt Guillory	P	11th (322)	Pittsburgh Pirates	1985	Chuck Finley	P	1st (4)	California Angels
	Ben Jones	1B	14th (429)	New York Yankees		Mitch Thomas	P	8th (187)	Texas Rangers
	Ryan Schwabe	P	27th (679)	Baltimore Orioles	1984	John Schuessler	OF	38th (798)	Texas Rangers
	Justin Lynch	P	37th (1,101)	Texas Rangers	1982	Kirk Knowles	P	23rd (577)	California Angels
2003	Caleb McConnell	P	21st (625)	Philadelphia Phillies	1975	Gary Richter	2B	23rd (544)	Cincinnati Reds
	Joey Wolfe	C	33rd (980)	Toronto Blue Jays	1970	Wayne Burney	1B	22nd (511)	Los Angeles Dodgers
2001	Brian Schriener	P	34th (1,010)	Philadelphia Phillies	1965	Gary Fields	IF	55th (778)	Houston Astros
2000	Kenny Holubec	P	9th (252)	Minnesota Twins					

OTHER ULM MLB SIGNEES

Year	Player	Position	Team
2013	Cale Wine	P	Toronto Blue Jays
2012	Wil Browning	P	Toronto Blue Jays
2003	Andy Chace	OF	Pittsburgh Pirates
2001	Jesse Hoorelbeke	1B	Los Angeles Dodgers
2000	Kevin Orga	P	Chicago Cubs
1999	Nick Frank	3B	Milwaukee Brewers
	Jason Shelley	SS	Pittsburgh Pirates
1998	Corey Taylor	OF	Cincinnati Reds
1997	Mike Thompson	C	Arizona Diamondbacks
1984	Darren Mazeroski	2B	Montreal Expos
1981	Robert Wood	P	Oakland Athletics
1974	Bill Clay	P	New York
1971	Tom Brown	P	Kansas City Royals
	Woody Eppinette	P	Chicago White Sox
1964	Floyd Murry	P	Los Angeles Dodgers
1963	Ed Quimby	P	San Francisco Giants
1960	John O'Conner	C	Pittsburgh Pirates
1958	Lyle Dorsey	P	New York Yankees
1956	Bill Bradley	SS	St. Louis Cardinals

BRIEF HISTORY

Northeastern Louisiana has long been rich with baseball talent, a fact of which professional clubs have taken notice. Since the MLB First-Year Player Draft started in 1965, the ULM baseball team has had players selected 50 times. Aside from the 50 draft picks, 18 other players have gone on to sign professional contracts with various MLB clubs.

Over half of the Warhawks that have signed professional contracts have been pitchers, including some of the team's most famous alumni. Terry Matthews, Chuck Finley and Ben Sheets all established themselves while playing at Warhawk Field.

Finley retired from professional baseball following the 2002 season after spending 17 big-league seasons with the Angels, Indians and Cardinals. The five-time All-Star won 200 games during his professional career.

Sheets made a name for himself at ULM, posting one of the best seasons in Warhawk history. A year after posting a 14-1 record for the Warhawks, Sheets was pitching the United States to an Olympic gold medal win against Cuba.

ULM LEGEND

BEN SHEETS

Olympic Champion

A year after his final season with the Warhawks, Ben Sheets pitched the United States to a remarkable upset of Cuba in the gold medal game of the 2000 Olympics.



MLB All-Star

Ben Sheets made his fourth MLB All-Star Game appearance in 2008. He started the game on the mound for the National League in the final All-Star Game at historic Yankee Stadium.



End of a Career

Sheets made his final career appearance Oct. 3, 2012 as he started against the Pittsburgh Pirates. Sheets tossed a perfect first inning with two strikeouts; he then walked off the field for the final time.



Career MLB Stats


SEASON	TEAM	W	L	ERA	G	GS	CG	SHO	SV	SVO	IP	H	R	ER	HR	HBP	BB	SO
2001	Milwaukee Brewers	11	10	4.76	25	25	1	1	0	0	151.1	166	89	80	23	5	48	94
2002	Milwaukee Brewers	11	16	4.15	34	34	1	0	0	0	216.2	237	105	100	21	10	70	170
2003	Milwaukee Brewers	11	13	4.45	34	34	1	0	0	0	220.2	232	122	109	29	6	43	157
2004	Milwaukee Brewers	12	14	2.70	34	34	5	0	0	0	237.0	201	85	71	25	4	32	264
2005	Milwaukee Brewers	10	9	3.33	22	22	3	0	0	0	156.2	142	66	58	19	2	25	141
2006	Milwaukee Brewers	6	7	3.82	17	17	0	0	0	0	106.0	105	47	45	9	2	11	116
2007	Milwaukee Brewers	12	5	3.82	24	24	2	0	0	0	141.1	138	62	60	17	1	37	106
2008	Milwaukee Brewers	13	9	3.09	31	31	5	3	0	0	198.1	181	74	68	17	1	47	158
2010	Oakland Athletics	4	9	4.53	20	20	0	0	0	0	119.1	123	65	60	18	0	43	84
2012	Atlanta Braves	4	4	3.47	9	9	0	0	0	0	49.1	52	21	19	6	1	13	35
Career Totals		94	96	3.78	250	250	18	4	0	0	1596.2	1577	736	670	184	32	369	1325

ULM LEGEND

CHUCK FINLEY

MLB All-Star

Chuck Finley was a five-time MLB All-Star during his illustrious 18-year career with the Angels, Indians and Cardinals. Finley played in the 1989, 1990, 1995, 1996 and 2000 All-Star Games.



Angel Great

Chuck Finley is the all-time wins leader for the Los Angeles Angels of Anaheim with 165 in his 14 seasons with the club. He is also the only pitcher in MLB history to strike out four batters in an inning more than once -- he did it three times.

Career MLB Stats

SEASON	TEAM	W	L	ERA	G	GS	CG	SHO	SV	SVO	IP	H	R	ER	HR	HBP	BB	SO
1986	California Angels	3	1	3.30	25	0	0	0	0	---	46.1	40	17	17	2	1	23	37
1987	California Angels	2	7	4.67	35	3	0	0	0	---	90.2	102	54	47	7	3	43	63
1988	California Angels	9	15	4.17	31	31	2	0	0	---	194.1	191	95	90	15	6	82	111
1989	California Angels	16	9	2.57	29	29	9	1	0	---	199.2	171	64	57	13	2	82	156
1990	California Angels	18	9	2.40	32	32	7	2	0	---	236.0	210	77	63	17	2	81	177
1991	California Angels	18	9	3.80	34	34	4	2	0	---	227.1	205	102	96	23	8	101	171
1992	California Angels	7	12	3.96	31	31	4	1	0	---	204.1	212	99	90	24	3	98	124
1993	California Angels	16	14	3.15	35	35	13	2	0	---	251.1	243	108	88	22	6	82	187
1994	California Angels	10	10	4.32	25	25	7	2	0	---	183.1	178	95	88	21	3	71	148
1995	California Angels	15	12	4.21	32	32	2	1	0	---	203.0	192	106	95	20	7	93	195
1996	California Angels	15	16	4.16	35	35	4	1	0	---	238.0	241	124	110	27	11	94	215
1997	Anaheim Angels	13	6	4.23	25	25	3	1	0	---	164.0	152	79	77	20	5	65	155
1998	Anaheim Angels	11	9	3.39	34	34	1	1	0	---	223.1	210	97	84	20	6	109	212
1999	Anaheim Angels	12	11	4.43	33	33	1	0	0	0	213.1	197	117	105	23	8	94	200
2000	Cleveland Indians	16	11	4.17	34	34	3	0	0	0	218.0	211	108	101	23	2	101	189
2001	Cleveland Indians	8	7	5.54	22	22	1	0	0	0	113.2	131	78	70	14	2	35	96
2002	Cleveland Indians	4	11	4.44	18	18	1	0	0	0	105.1	114	56	52	6	0	48	91
2002	St. Louis Cardinals	7	4	3.80	14	14	1	1	0	0	85.1	69	41	36	7	1	30	83
Career Totals		200	173	3.85	524	467	63	15	0	---	3197.1	3069	1517	1366	304	76	1332	2610

ULM TRADITION

The ULM baseball team first began playing in 1952 and has since established itself as one of the most tradition-rich and successful Warhawk athletic programs. Going into the 2019 season, only the men's and women's basketball teams have qualified for postseason play more times than the baseball squad.

The Warhawks elevated their level of competition in 2007 by joining the Sun Belt Conference. The league continually ranks among the top seven conferences in the nation and the addition of ULM to the Sun Belt strengthens not only the Warhawks, but also the conference.

ULM boasts 14 conference championships, with the most recent in 2012. The Warhawks defeated Arkansas State, 4-2, in the Sun Belt Tournament championship game to advance to their first regional in 12 years. In the Baton Rouge Regional, ULM went toe-to-toe with LSU before falling 4-1. The squad defeated Belmont, 6-3, before having its season come to a close with a loss to Oregon State.

In 2008, the Warhawks posted a 20-10 league record en route to the Sun Belt Conference regular season title in just their second season in the league.

Before joining the Sun Belt, ULM spent 23 years as a member of the Southland Conference. The Warhawks claimed five regular season championships and four tournament titles.

During that stretch, ULM advanced to the NCAA Regionals on four different occasions, squaring off against some of collegiate baseball's brightest stars. ULM batters have stepped to the plate against Roger Clemens while Warhawk pitchers have stared down the likes of Jason Giambi and Mark Kotsay.

ULM picked up its first Division I postseason wins in the 2000 NCAA Regional in Baton Rouge. The Warhawks downed New Orleans twice

thanks to strong pitching by Kenny Holubec and Kevin Orga.

The Warhawks are accustomed to winning. ULM has accumulated 1,371 victories in its 67 years of playing. More impressive perhaps is how strong ULM has been at Warhawk Field posting a 579-363-1 (.614) record.

ULM came within one game, a 1-0 loss to Eastern Michigan, of winning the 1970 NAIA National Championship.

ULM's legendary baseball team has produced some of the university's most recognizable athletic alumni.

A year after his final season with the Warhawks, Ben Sheets pitched the United States to a remarkable upset of Cuba in the gold medal game of the 2000 Olympics.

Sheets is one of two ULM players with his jersey retired. Former Angel great Chuck Finley also played for the Warhawks before notching 200 big league wins and over 2,000 strikeouts.

All told, ULM has had players selected 50 times in the MLB Draft, highlighted by 29 pitchers. A total of 18 other players have signed with MLB clubs following their playing days in Monroe.

In addition to its team successes, Warhawk baseball has become synonymous with outstanding individual performances. ULM has had 174 athletes earn all-conference honors. Of those, 10 have been named Player of the Year, five Pitcher of the Year, two Hitter of the Year and two Freshman of the Year.

In 2010, rookie infielder Judd Edwards was named to the Ping!Baseball Freshman All-America team. Edwards selection marked the 18th time ULM had a player earn All-America honors. Five years earlier freshman infielder Ben Soignier was named an All-American by Collegiate Baseball.

Soignier went on to lead the NCAA in runs per

game in 2008 as a junior and earn All-America honors for the second time. 2009 marked a historic year as he became the first ULM player to earn All-America honors in three different seasons.

Throughout the storied history of the ULM baseball program, Warhawk players have earned 31 All-America honors. Marvin Brossett, Sheets, Willie Core and Soignier have all earned multiple All-America distinctions.

ULM has had some of the game's brightest coaching stars in the dugout. Perhaps ULM's brightest coaching star, Lou St. Amant finished his 18 season coaching career as the all-time winningest Warhawk baseball coach. St. Amant propelled ULM to the national spotlight, leading the Warhawks to their first NCAA Regional in 1983. He captured two league titles and has since had his uniform number retired.

Following in St. Amant's footsteps, Smoke Laval led the Warhawks to three conference championships in seven years before becoming the head coach at LSU. Laval was followed by Brad Holland who, in 2002, led ULM to its last Southland Conference Championship.

During the 2006 season, former Warhawk great Jeff Schexnaider took over the reigns of the baseball program, becoming the team's 10th head coach.

In just his second full season at the helm of the program, "Shake" led the Warhawks to a Sun Belt title and was named league Coach of the Year after ULM was picked to finish eighth in the preseason poll. He led the club to their first NCAA regional in 12 seasons as the Warhawks claimed the 2012 Sun Belt tournament championship.

With a return to the program's roots, the tradition rich baseball program looks to continue along the successful path laid out over the team's first 50 years.



The 2012 team claimed the Sun Belt Tournament Championship with a 4-2 win over Arkansas State.

ULM STAFF



HEAD COACH MICHAEL FEDERICO



MICHAEL FEDERICO

Head Coach
2nd season at ULM
2nd season overall

Coach Federico's file

Alma Mater: Southern Mississippi 1997, 1999
Record at ULM: 23-31
Career Record: 23-31

Coaching Experience

ULM (2017-present) Head Coach
Southern Mississippi (2009-17) Assistant Coach
Memphis (2004-09) Assistant Coach

Meridian CC (2001-04) Head Coach
Southern Mississippi (1997-1999) Graduate Assistant

Michael Federico was hired as the 12th head baseball coach in the history of ULM on June 26, 2017.

Team captain, head coach, pitching guru, recruiting ace and winner are just some of the terms used to define Federico. He is a Louisiana native, raised in Slidell, and has more than 20 years of experience in the college baseball coaching profession.

In his first season with the Warhawks, ULM nearly doubled its win total from 2017, posting 23 victories while the team earned run average dropped by over half a run. Federico also coached relief pitcher Keegan Curtis, who was selected in the 22nd round of the 2018 MLB Draft by the New York Yankees, after Curtis posted a 2.88 ERA with seven saves.

Prior to arriving at ULM, Federico spent nine seasons at the University of Southern Mississippi in Hattiesburg, where he served as assistant coach, responsible for pitchers and catchers. During those nine seasons Southern Miss won five Conference USA Championships and participated in four NCAA Regional Tournaments.

The 2017 season culminated in a school record of 50 wins. His time at Southern Miss was also highlighted by 24 players being drafted including 15 pitchers. Federico coached four Conference USA Pitchers of the Year, one Conference USA Player of the Year and a Conference USA Freshman of the Year. In 2012, Southern Miss was recognized for a recruiting class that ranked third nationally and in 2015 Federico was named Assistant Coach of the Year by Conference USA. In the 2015 season Southern Miss posted a conference low ERA of 3.14 while setting a school record with 10 shutouts.

Prior to joining Southern Miss in 2009, Federico was an assistant baseball coach at the University of Memphis, Tennessee, again responsible for pitchers and catchers. He helped lead the Tigers to a NCAA Regional

appearance in 2007, its first berth since 1994. Memphis enjoyed back-to-back 30-plus win seasons in 2006 and 2007. During his five years at Memphis, the Tigers had 13 players drafted including seven pitchers.

Federico enjoyed tremendous success as a head coach at Meridian Community College in Mississippi, leading his squad to two World Series appearances in his three seasons as head coach. He was honored as Region XXIII and Southeastern District Coach of the Year in 2003 and 2004. In 2004, he led the Eagles to 46 wins and finished in ninth place in the World Series tournament. His time at MCC also included 15 players and 9 pitchers being drafted.


Prior to becoming the head coach, he served two seasons as an assistant at Meridian, helping guide the Eagles to a fifth place finish at the 2000 NJCAA World Series. In all, MCC visited the NJCAA World Series three times over Federico's five total seasons.

He started his coaching career as graduate assistant and volunteer coach at Southern Miss in 1997. The Golden Eagles participated in the 1999 NCAA Regional during his last season there.

Federico began his collegiate career at Hinds Community College in Raymond, Miss., where he was the starting catcher. Hinds participated in back-to-back Junior College World Series appearances. He continued his playing career at Southern Miss where Federico served as team captain his senior year.

Federico attended Pope John Paul II High School in Slidell, where he was named All-State, All District, All Metro as a catcher and team captain.

He is married to the former Hannah Sosa of Bush and has two sons, Hayden and Brycen and a daughter, Isabella.





MATT COLLINS

Assistant Coach
2nd season at ULM

Coach Collins' file

Alma Mater: ULM, 2010

Coaching Experience

ULM (2017-present) Assistant Coach
Stephen F. Austin (2014-2017) Assistant Coach
McNeese State (2012-14) Assistant Coach

Matt Collins, a two-year letterman as a first baseman at ULM from 2008-09, enters his second season as an assistant coach under Michael Federico. Collins returned to his alma mater after spending the previous seasons at Stephen F. Austin.

In his first year on Federico's coaching staff, the Warhawks produced a 23-31 record overall, nearly doubling the program's win total from the 2017 season. Collins worked with outfielder Johnny DeLaCruz, who finished fifth in the Sun Belt in batting with a career-best .332 average. The Warhawks also ranked fourth in the league in runs scored (308), RBI (272) and stolen bases (73).

During his third and final season at Stephen F. Austin, Collins helped develop four all-conference players, including 2017 Southland Newcomer of the Year Josh Evans, who ranked No. 19 in NCAA Division I with a .383 batting average. The first baseman also was named to the ABCA/Rawlings South Central All-Region First Team. The Lumberjacks finished the 2017 season with a 29-28 record and qualified for the SLC Tournament.

As the hitting coach, Collins was one of the driving forces behind SFA's dramatic turnaround in 2016 as the Lumberjacks won 13 more games than the previous season, finishing with a record of 30-30. It marked SFA's fifth 30-win season in program history and its first since 2011. As a team, the Jacks' finished second in the Southland and No. 34 in NCAA Division I with a .298 batting average.

Collins tutored six players who earned All-Southland recognition, including

first-team selections Conner Fikes (outfield), Garrett McMullen (outfield) and Kyle Thornell (third base). Under his instruction, Fikes emerged as one of the nation's top hitters, finished third in the conference with his .362 batting average while ranking among the NCAA leaders in triples (No. 22 with six) and sacrifice flies (No. 8 with eight). Outfielder Zac Michener was named third-team All-SLC as well as Newcomer of the Year. In addition, second baseman Nick Ramos and shortstop Tyler Kendrick received All-SLC honorable mention.

In his first year in Nacogdoches, he worked with Thornell, who earned second-team All-SLC honors as the designated hitter after batting .301 with team highs in home runs (five) and RBI (30). Thornell also ranked third in the NCAA Division I with eight triples.

Prior to joining the SFA staff, Collins spent three years as an assistant coach at McNeese State, serving as the team's hitting coach and recruiting coordinator from 2012-14. During his tenure, he helped produce six first-team All-Southland performers, including three selections in 2014. Collins helped recruit and develop power hitters, like two-time All-Southland selection Jackson Gooch (2014: first team; 2013: second team), who led the Cowboys in batting average (.301), home runs (five) and RBI (34) in 2013 along with Seth Granger, who paced the ballclub in hitting (.327) and homers (four) in 2012.

Collins, a 2010 ULM graduate, served as a volunteer assistant for the Warhawks during the 2011 season.

ULM BASEBALL COACHING STAFF



Jake Carlson
Assistant Coach
Recruiting Coordinator
1st Season

Coach Carlson's file

Alma Mater: Nicholls State, '03

Coaching Experience

Assistant Coach - UTSA
Assistant Coach - Nicholls State
Assistant Coach - Texas A&M
Assistant Coach - Coffeyville Community College
Assistant Coach - Odessa College
Assistant Coach - Blinn College
Assistant Coach - Howard College

Jake Carlson is in his first season as an assistant baseball coach and recruiting coordinator at ULM. Carlson came to Monroe after spending last season at UTSA in Conference USA.

He brings 15 years of collegiate experience to the Warhawk coaching staff, including stops at Nicholls State, Coffeyville Community College, Odessa College, Blinn College, Howard College and Texas A&M.

While in College Station, Carlson helped the Aggies win the 2016 Southeastern Conference Tournament title to go along with two trips to the Super Regionals along with an appearance in the 2017 College World Series. During his two-year stint, Texas A&M posted a combined record of 90-39 (.698) and produced 19 Major League Baseball Draft selections.

During his career on junior college staffs, over 60 players went on to play at NCAA Division I programs. Carlson has coached 41 players who have been selected in the MLB Draft and five All-Americans.

The Manhattan, Kansas, native began his collegiate career at Butler County Community College where he earned all-conference honors as an outfielder during his sophomore season. Carlson completed his final two seasons at Nicholls State.

He earned a Bachelor of Arts degree in general studies from Nicholls State in 2003. Carlson is married to the former Jessica Weynand of Brenham, Texas.



Brandon Belanger
Assistant Coach
2nd Season

Coach Belanger's file

Alma Mater: Tulane, '02

Coaching Experience

Assistant Coach - Tulane

Brandon Belanger enters his second season as an assistant coach with the ULM baseball program. His duties include coaching first base, assisting with the pitching staff, organizing camps and field maintenance.

Belanger began his coaching career at his alma mater Tulane University in 2002, where he helped develop six players who were selected in the Major League Draft, including five who reached the big leagues.

The Houma, Louisiana, native began his collegiate playing career at Copiah Lincoln Community College in Wesson, Mississippi. During his two-year career at Co-Lin, Belanger earned all-conference, all-state and NJCAA All-America honors while setting the single-season record for strikeouts (94 in 1998). He was inducted into the Co-Lin Athletic Hall of Fame in 2010.

Following his two-year stint at Co-Lin, Belanger finished his collegiate career at Tulane where his 41 appearances and 16 saves in 1999 remain single-season records. He was selected first-team All-Conference USA and first-team All-American by Collegiate Baseball Magazine after ranking among the NCAA leaders in saves (tied for third with 16) and ERA (11th at 2.59) as a junior in 1999. Belanger helped the Green Wave claim the 1999 C-USA title to go along with back-to-back trips to the NCAA Regionals. He closed out his two-year career with a then school-record 27 saves. In 2013, Belanger became a member of the Tulane Athletics Hall of Fame.

He earned an associate's degree from Copiah Lincoln Community College in 1998 and a bachelor's degree in social science from Tulane in 2002. Belanger and his wife Angie have been married for 17 years, and the couple has three children: Brock (15), Brody (12) and Brady (11).



Stephen Morrison
Director of Operations
1st Season

Stephen Morrison joins the ULM baseball staff in 2019 as the Director of Operations after playing two seasons for the Warhawks.

Morrison pitched mainly in relief with the occasional spot start for the Warhawks in 2018. Morrison made 10 appearances on the mound with four starts, posting a 5.11 ERA over 24.2 innings. Morrison made 21 appearances with three starts for the Warhawks in 2017.

Prior to ULM, Morrison pitched two seasons for Bossier Parish Community College. He graduated Calvary Baptist High School in Shreveport in 2013.

Morrison plans to graduate from ULM in June 2019 with a Masters Degree in Sports Management.



Michael Gardner
Strength and Conditioning



Mike Hammett
Voice of Warhawk Baseball
1st Season

Mike Hammett begins his first season in the booth as the Voice of Warhawk Baseball for the Warhawk Sports Network from Learfield in 2019. He is also the voice of ULM women's basketball and the host of the ULM football Tailgate and Halftime Shows. In addition to his radio duties, Hammett is also the media relations contact for women's basketball and baseball.

Hammett comes to ULM after spending two years as the Sports Director for the Wright Radio Network and Voice of the Southwestern Oklahoma State Bulldogs in Weatherford, Okla. Hammett has also served as the play-by-play voice for Kansas Wesleyan University athletics as well as several high schools across Kansas and Oklahoma. He spent three seasons as the voice of the Hays Larks summer collegiate baseball team.

Hammett is a graduate of Fort Hays State University and a native of Marysville, Kan. He is married to his wife, Desi, and the couple have two children, CJ and Emma.



Justin Rohrman
Athletic Trainer

Justin Rohrman enters his second season with ULM baseball in 2019.

Rohrman earned his Bachelor's Degree in Athletic Training from Baylor University in 2017, and earned his Master's Degree in Applied Exercise Science from ULM in 2018.

Rohrman is a native of Orange Grove, Texas, and graduated from Orange Grove High School in 2013.

UNIVERSITY PRESIDENT



DR. NICK BRUNO

University President

Dr. Nick J. Bruno became the eighth president of the University of Louisiana at Monroe on Nov. 8, 2010, and now has more than 40 years of work in Louisiana higher education.

Upon his arrival at ULM, President Bruno immediately began reaching out to the community by creating the Business & Community Advisory Committee, a group

that analyzes the workforce needs of the region.

In 2012, President Bruno was appointed to the West Monroe-West Ouachita Chamber of Commerce Board of Directors, the Monroe Chamber of Commerce Board of Directors, and the St. Francis Medical Center Board of Directors where he continues to serve. He is also a member of the Ouachita Business Alliance, the Workforce Development Board Area 81, and the Committee of 100 for Economic Development, Inc.

A Louisiana native, President Bruno arrived at ULM from the University of Louisiana System, where he managed the business, financial and facility operations as the UL System's vice president for business affairs.

Prior to his appointment at the UL System, he served as vice president for business affairs at ULM, helping revitalize the campus during a critical juncture in the university's history beginning what now totals over \$100 million in campus improvements.

ULM's sister school, Southeastern Louisiana University, also benefited from President Bruno's leadership. While there, he served in several capacities, including assistant vice president for special initiatives, handling such areas as continuing education and international activities.

In addition to his higher education experience, President Bruno is regionally and nationally recognized for his consulting expertise in areas such as organizational efficiencies and alternatively financed facility construction. He has also conducted numerous professional development programs for several national professional organizations including the National Association of College and University Business Officers (NACUBO).

In September 2011, the National Association of College Auxiliary Services

awarded President Bruno the Presidential Award of Excellence.

President Bruno earned a bachelor's degree in accounting and an MBA from Southeastern Louisiana University. He earned a Ph.D. in Higher Education Leadership from the University of Mississippi. He served as an adjunct member of Southeastern Louisiana University's College of Business faculty where he taught Strategic Management.

President Bruno has contributed numerous articles to various higher education publications and presented programs on campus services management, quality management, outsourcing of campus services, and strategic management.

He is married to First Lady Linda Bruno, and they have three children.



Dr. Nick Bruno and his wife, Linda

**SCOTT McDONALD****Interim Director of Athletics**

ULM Chief Administrative Officer Scott McDonald is the Interim Director of Athletics.

"With the fall sports schedule in full swing, I felt it was important to identify someone to provide leadership and stability for our student-athletes, coaches and athletics administration, and Scott Mc-

Donald is the perfect fit for that role," ULM President Dr. Nick Bruno said. "A dedicated ULM alum, he brings a wealth of experience to the position as well as great knowledge and appreciation for the synergy between our campus and the local communities. Scott also brings a unique perspective to this position because he once walked in the shoes of our current student-athletes."

"In my brief tenure as Chief Administrative Officer, I have been impressed with the dedication and passion of the Athletics Department staff," McDonald said. "I'm excited to continue to work and build on the solid foundation Nick Floyd established, achieving success both on and off the field."

"This is a tremendous time to be involved with Warhawk Athletics, and there's no question in my mind that excitement is building on our campus as well as within our community."

A three-year letterman as an outfielder for ULM (1980-83), McDonald was a member of the 1983 squad that won the school's first Southland Conference Championship in baseball as well as the first team in program history to participate in an NCAA Regional.

McDonald earned a Bachelor of Business Administration in marketing from ULM in 1983 and completed the LSU Graduate School of Banking program in 2010.

He spent 33 years in the financial services industry, including the last 12 as Executive Vice President of Ouachita Independent Bank and Bancorp-South. McDonald is past president of the ULM "L" Club, Warhawk Club and ULM Facilities Corporation. He continues to serve on the Board of Directors for the ULM Facilities Corporation.

Most of McDonald's career has been in banking. From 2006 to present, McDonald has been Executive Vice President and Chief Retail Officer with Ouachita Independent Bank, now Bancorp South. McDonald has worked with Student Loan Finance Corp., AmSouth Bank and USA Group (Sallie Mae).

McDonald holds dual roles with ULM as the interim Director of Athletics and Chief Administrative Officer. McDonald's responsibilities include oversight of the Athletic Department, Physical Plant and Facilities Department. His duties will include assisting departments with generation of funds and management of expenses; implementing plans and policies of the University of Louisiana System and state and federal laws, and other projects and/or duties as assigned by the president.

An active alumnus, McDonald is chairman of the ULM Facilities Corporation. He serves on the boards of trustees for the ULM Athletic Foundation and ULM Foundation. During football season he's a color analyst with the ULM radio broadcast team. McDonald is past president of the L Club and recipient of the Slim Scoggin Award from the Athletic Foundation.

"The opportunity to serve my university and community is tremendously exciting and humbling," McDonald said. "I look forward to working with everyone to continue the growth and prosperity of this outstanding institution."

McDonald's community and professional activities include past president of the Monroe Chamber of Commerce and past member of the Red Cross of Northeast Louisiana Board of Directors. McDonald has served on the OIB Financial Services Board of Directors and Bankers Mortgage Board of Directors. He is a past member of the school boards of St. Frederick High School and Quest School. He also serves on the Parent Advisory Council for Spring Hill College in Mobile, Ala.



SUPPORT STAFF



JASON DUNAVANT

Head Athletic Trainer

Jason "JD" Dunavant is in his eighth year as the head athletic trainer at ULM after rejoining the staff in 2008.

Dunavant oversees all of the athletic training functions for the Warhawk football program. He directs all treatment/rehabilitation, generates daily injury reports for coaches, supervises graduate assistants and students, monitors the budget, orders supplies, and maintains injury records.

A 1998 ULM graduate, he earned his bachelor's degree of science in kinesiology education and served as the primary athletic trainer for the 1997 NCAA-participant Warhawk softball team which featured All-American, Sarah Dawson. Dunavant earned his master's degree from the University of Arkansas while working with the nationally recognized football and track & field programs. While in Fayetteville, Dunavant was a member of the 1999 Citrus Bowl Football Team, 2000 Cotton Bowl Football Team and helped the Hogs to Five NCAA National Track and Field Championship.

After his work with the Razorbacks, Dunavant accepted a position at Abilene Christian University in 2000 as an assistant trainer. In 2004 he was promoted to the position of Head Athletic Trainer, a post he held until moving to Texas Christian University in January of 2008. He is a member of the National Athletic Trainers Association, Southeast Athletic Trainers Association, and Louisiana Athletic Trainers Association.



TODD DOOLEY

Executive Associate AD

Todd Dooley joined ULM as the department's Associate Athletics Director for Compliance in February 2016.

At ULM, Dooley also serves as the game day administrator for Women's Soccer.

Dooley arrived in northeast Louisiana following a lengthy tenure with the University of Tennessee during 12 years in Knoxville. At Tennessee, Dooley oversaw the softball program, as well as financial aid and on-campus housing among other day-to-day compliance duties.



JOHN LEWANDOWSKI

Associate AD Communications and Marketing

John Lewandowski is in his second year as the Associate Athletic Director for Communications and Marketing at ULM.

Lewandowski has more than 30 years of experience in media and public relations in intercollegiate athletics. He has worked with successful high-profile coaches as Mark Dantonio and Nick Saban.

Most of his career, Lewandowski served as Associate Athletics Director/Communications for Michigan State University from 1996 to 2016. He was the athletics department's spokesman and supervised public relations for MSU's 25 varsity sports.

Lewandowski's experience includes creating an exceptional social media presence. The Michigan State Spartans Facebook page reached more than 773,000 likes and Instagram had 110,000 followers under his leadership.

In addition to his years with Michigan State, Lewandowski has worked in collegiate athletics sports information at Utah State University, Auburn University, and as a student at the University of Notre Dame.



BENJI BUFFINGTON

Executive Director of Athletic Business Operations

Benji Buffington joined ULM Athletics as the Executive Director of Athletic Business Operations in May 2017. He oversees all financial and human resources matters and is the liaison with the University's Business Affairs department.

Buffington began his tenure at ULM in January 2015 as the Senior Accountant for the ULM Foundation overseeing the back office operations and finances for the ULM Athletic Foundation and ULM Alumni Association.

Prior to joining ULM, Buffington was employed at CenturyLink's Corporate Headquarters in Monroe, Louisiana, advancing himself from a part-time student worker to a Senior Accountant. He worked at CenturyLink for 13 years seeing the company grow its footprint in communication and technology. He played vital roles in the company's acquisition of Embarq and Qwest training other accountants that were involved with the construction and plant aspects of the company.

Buffington was also an auditor for Monroe area non-profits and governments between his time at CenturyLink and ULM.

Buffington is from Sterlington, Louisiana, and a 2002 graduate of ULM with his Bachelor's of Business Administration in Accounting. He was a member of the ULM Sound of Today Marching Band, Wind Ensemble, Percussion Ensemble, and Kappa Kappa Psi while he was a student.

Benji and his wife, Hannah (ULM '06) reside in West Monroe, LA, with their two children Harrison and Olivia.

ULM MEDIA RELATIONS STAFF



JOHN LEWANDOWSKI
Assoc. AD for Communications & Marketing
(Football, Secondary Baseball)
318-342-5463
lewandowski@ulm.edu



JESSICA ROBERSON
Assistant Director of Media Relations
(Volleyball, Beach Volleyball, Softball, Women's Tennis, Women's Soccer)
318-342-7017
318-614-3044
simms@ulm.edu



ERIC ELLIOT
Director of Fan Engagement and Creative Services
318-341-3561
elliott@ulm.edu



MIKE HAMMETT
Media Relations Intern
Warhawk Radio Network from Learfield
(Women's Basketball, Baseball)
318-342-7925
mhammett@ulm.edu

ULM ATHLETICS MEDIA RELATIONS

The ULM Athletic Media Relations department is located in the athletic department administration area of Malone Stadium.

The mailing and overnight address for the ULM Athletic Media Relations Department is:
ULM Media Relations
308 Warhawk Way
Monroe, LA 71209

ulmwarhawks.com

Log onto ulmwarhawks.com for the latest information on ULM athletics, including statistics, rosters, bios, schedules, press releases and more.

ULM Athletics Online

ULM on Facebook _____ facebook.com/warhawks
ULM on Instagram _____ instagram.com/ulm.warhawks
ULM on Twitter _____ twitter.com/ulmwarhawks
ULM on YouTube _____ youtube.com/user/ULMWarhawkAthletics

PRIMARY MEDIA OUTLETS

PRINT

The News-Star
Adam Hunsucker, ULM Beat Writer
411 North 4th St., Monroe, LA 71201
Office: (318) 362-0287
Fax: (318) 362-0279
www.thenewsstar.com

Bastrop Daily Enterprise
119 W. Hickory Ave., Bastrop, LA 71220
Office: (318) 281-2691

Ouachita Citizen (Weekly)
810 Natchitoches St., West Monroe, LA 71291
Office: (318) 487-6353
Fax: (318) 325-2285

ULM Hawkeye (Campus Weekly)
University of Louisiana at Monroe
Office: (318) 342-5457
Fax: (318) 342-5452

Alexandria Town-Talk
1201 Third St., Alexandria, LA 71306
Office: (318) 487-6431
Fax: (318) 487-6315

Baton Rouge Advocate
525 Lafayette St., Baton Rouge, LA 70801
Office: (225) 388-0321
Fax: (225) 388-0318

New Orleans Times-Picayune
3800 Howard Ave., New Orleans, LA 70125
Office: (504) 826-3300
Fax: (504) 826-3401

Shreveport Times
222 Lake St., Shreveport, LA 71101
Office: (318) 459-3299
Fax: (318) 459-3301

Associated Press
1515 Poydras St., Suite 2500
New Orleans, LA 70112
Office: (800) 662-7717
Fax: (504) 586-0531

TELEVISION

KNOE-TV 8 (CBS)
Aaron Dietrich, Sports Director
P.O. Box 4067, Monroe, LA 71201
Office: (318) 388-8888, ext. 274
Fax: (318) 325-3405

KTVE-TV 10 (NBC)
Gene Ponti, Sports Director
200 Pavilion Rd., West Monroe, LA 71292
Office: (318) 323-1972, ext. 151
Fax: (318) 807-0588

RADIO

The Radio People (Flagship)
P.O. Box 4808, Monroe, LA 71203
Office: (318) 388-2323
Fax: (318) 322-6936

SportsTalk 97.7 FM
500 North Monroe Street, Ruston, LA 71270
Office: (318) 255-5000
Fax: (318) 255-5084

KXUL-FM
University of Louisiana at Monroe
Stubbs Hall, Monroe, LA 71201
Office: (318) 342-5660
Fax: (318) 342-5664

ONLINE

www.warhawkreport.com
Member of Rivals.com Network


ACADEMIC SERVICES

The mission of the Clarke M. Williams Student Success Center (SSC) is to encourage and assist students in the exploration of their interests, the pursuit of their goals, and the development of their intellectual knowledge and skills as they strive to reach their full potential.


ULM STUDENT-ATHLETE ACADEMIC SERVICES STAFF



DR. KATHY PARKER
Coordinator of
Academic Counseling



MICHAEL GAMMON
Academic Counselor



CARMEN WRIGHT
Academic Counselor



OLIVER JACKSON
Academic Counselor

The ULM Student Athlete Services program focuses on five areas:

ACADEMIC EXCELLENCE: Academic counseling and assessment, time management, study skills, tutorial assistance, study halls, scholarship applications, communication skills, mentor programs, awards, honors and recognitions.

ATHLETIC EXCELLENCE: Broad athletic programs, quality facilities and equipment, coaching support staff, competitive scheduling, media relations and exposure, athletic training and health care, spirit groups and administrative support.

CAREER DEVELOPMENT: Career counseling, applying and interviewing for jobs, networking, placement, summer and vacation employment, graduate school and internships.

PERSONAL DEVELOPMENT: Social development, personal health, alcohol and drug education, fundamental values, ethics awareness, values clarification, emotional health, support groups, stress management, spiritual needs, peer counseling and fiscal responsibility.

SERVICE: Active community outreach participation, volunteer work in schools and the community, leadership training and citizenship.






J.D. DUNAVANT
Head Athletic Trainer



ROYAL MILTON
Assistant Athletic Trainer




MITA PATEL
Assistant Athletic Trainer

It is the mission of the ULM Athletic Training Department to provide reasonable medical coverage for all student-athletes who compete in intercollegiate athletics at ULM. In addition to providing medical coverage for student-athletes, it is also the mission of the ULM Athletic Training Department to facilitate educational development of the athletic training students through clinical instruction.

STRENGTH AND CONDITIONING




BEN JACOBS
Director of
Strength & Conditioning




RYAN BOUTWELL
Assistant Director of Strength &
Conditioning



KYLE VAGHER
Assistant Director of Strength &
Conditioning



MICHAEL GARDNER
Strength & Conditioning
Graduate Assistant



BRAD KEENE
Strength & Conditioning
Graduate Assistant



The ULM Strength and Conditioning Department is built around enhancing our athlete's ability to perform both physically and mentally, on and off the field of play. Physically our objective is to prepare our athletes to compete at a championship level and to prevent injury on and off the field. This is attained by training at a maximal level and incorporating both sport specific and position specific exercises in the weight room and on the field. Our various "prehab" techniques and close partnership with the Athletic Training Department allows us to keep our athletes safe and prevent injury before it occurs. Mentally our objective is to prepare our athletes for the rigors and demands of competition on the field and in life. We look to enhance our athletes' ability to maintain a high level of focus, maturity, discipline, responsibility, accountability, loyalty, and competitiveness. The ULM Strength and Conditioning Program adheres to and supports all aspects of the NCAA and the Sun Belt Conference.

2019 WARHAWKS



2019 WARHAWKS - RETURNING PLAYERS



Braedon Barrett #10 OF

Senior | 6-1 | 190 | 1L
Bats/Throws: Switch/Right
Lake Charles, La.
Hinds CC

2018: Started 53 games for ULM... Hit .235 with 44 hits, 11 doubles, two triples, five homeruns, 32 RBIs, 44 runs scored and 12 steals in 17 attempts... 10 multi-hit and seven multi-RBI games... Hit for the cycle in series finale vs. Northern Kentucky (2/24/18) posting a 4-for-5 day at the plate with a double, triple, home run and six RBIs, along with a walk and three steals... Three hits with an RBI in series finale at Stephen F. Austin (3/11/18)... Drove in three runs with a triple at Northwestern State (3/13/18)... Hit a home run and collected three RBIs with two walks at Arkansas (4/3/18)... 2-for-4 day at the plate with a double, home run, two walks and five RBIs in final game of the series at Coastal Carolina (4/29/18).

Hinds CC: As a sophomore in 2017, hit .330 with 60 hits, nine doubles, five triples, five home runs, 41 RBIs and 47 runs scored... Stole nine bases out of 10 attempts.

Barbe HS: Played on 2014 state and national championship teams at Barbe HS... Also part of the 2012 state championship team at Barbe HS... Named to All-State and All-Southwest teams as a senior... Two-time All-District honoree... Also won three letters playing football... Named to the honor roll.

Personal: Son of Jarred Barrett and Shey Barrett... Plans to major in General Studies at ULM.


Barrett's Career Single-Game Highs

Hits: 4, vs. Northern Kentucky (2/24/18)
Doubles: 1 (11x), last at Coastal Carolina (4/29/18)
Triples: 1 (2x), last at Northwestern State (3/13/18)
Home runs: 1 (5x), last at Coastal Carolina (4/29/18)
Total bases: 10, vs. Northern Kentucky (2/24/18)
RBI: 6, vs. Northern Kentucky (2/24/18)
Runs scored: 5, vs. Northern Kentucky (2/24/18)
Walks: 3 (3x), last vs. Georgia State (5/6/18)
Hit by pitch: 1 (6x), last at Ragin' Cajuns (5/18/18)
Struck out: 5, vs. Troy (5/11/18)
At bats: 6 (2x), last at Stephen F. Austin (3/10/18)
Stolen bases: 3 (2x), last at Southern Illinois (3/3/18)
Caught stealing: 1 (5x), last vs. Georgia State (5/6/18)
Putouts: 6, at Coastal Carolina (4/29/18)
Assists: 1 (3x), vs. Troy (5/11/18)

Barrett's Career Totals

Multi-hit games: 10 (2 8x, 3 1x, 4 1x)
Multi-RBI games: 8 (2 4x, 3 2x, 5 1x, 6 1x)
Multi-run games: 9 (2 6x, 3 1x, 4 1x, 5 1x)
Multi-steal games: 3 (2 1x, 3 2x)
Multi-walk games: 9 (2 6x, 3 3x)

	G	GS	AB	R	H	RBI	2B	3B	HR	BB	SB	CS	HBP	SAC	SF	GDP	K	PO	A	E	AVG	OBP	SLG
2018	53	53	187	44	44	32	11	2	5	38	12	5	6	3	1	1	42	135	3	1	.235	.379	.396
Career	53	53	187	44	44	32	11	2	5	38	12	5	6	3	1	1	42	135	3	1	.235	.379	.396





Chad Bell #19 UTIL

Senior | 6-3 | 210 | 2L
Bats/Throws: Left/Right
Fort Collins, Colo.
Western Nevada College



2018: Started all 54 games for ULM as a junior in 2018, hitting .283 with 13 doubles, three triples, seven home runs, 40 RBIs and 37 runs scored... Picked up two hits, a double and a home run, while driving in two runs and scoring three times in game one of a doubleheader against Northern Kentucky (2/23/18)... Back-to-back three-RBI games at Southern Illinois, with two doubles in the series opener (3/2 and 3/3/18)... Perfect 4-for-4 day at the plate vs. Jackson State with a double, triple and one RBI (3/27/18)... Collected two hits, including a solo home run, at Arkansas (4/3/18)... 3-for-4 with two RBIs at Grambling State (4/17/18)... 3-for-5 with three RBIs in series opener vs. Georgia State (5/5/18)... Two triples among three hits with three runs scored at McNeese State (5/15/18)... Second 4-for-4 day at the plate on the season in second game of the series at Ragin' Cajuns, posting two doubles and three RBIs (5/18/18).

2017: Started 54 games for ULM as a sophomore in 2017, hitting .291 with 13 doubles, one triple, four home runs, 19 RBIs, and 22 runs scored... Hit a pair of doubles in the second game of the season at Dallas Baptist (2/18/17)... Collected two hits with a home run and three RBIs at Arkansas State (3/18/17)... Followed up with a two-run home run in game two at Arkansas State (3/19/17)... Picked up three hits with a double vs. Little Rock (3/26/17)... 3-for-4 with a double vs. South Alabama (4/8/17)... 2-for-3 with two doubles and a run scored at Ole Miss (5/2/17)... 3-for-4 with a triple and an RBI vs. Ragin' Cajuns (5/19/17).

Western Nevada College: Hit .290 with two home runs as a freshman for the Wildcats.

Rocky Mountain HS: First Team All-Conference selection, hitting .464 as a senior in 2015 with six home runs... Helped team claim 2014 Class 5A State Championship... Earned Honorable Mention All-State and was an academic All-State

honoree... Earned two varsity letters.

Personal: Son of DJ and Laura Bell... Has three brothers who all played college baseball, Bry (Texas A&M Corpus Christi), Shea (Coker College) and Trevor (Truman State)... Enjoys mountain biking, snowboarding and playing golf... Plans to major in Kinesiology with a minor in Business Administration at ULM.

Bell's Career Single-Game Highs

Hits: 4 (2x), last at Ragin' Cajuns (5/18/18)
Doubles: 2 (4x), last at Ragin' Cajuns (5/18/18)
Triples: 2, at McNeese State (5/15/18)
Home runs: 1 (11x), last vs. Troy (5/13/18)
Total bases: 7 (2x), last at McNeese State (5/15/18)
RBI: 3 (6x), last at Ragin' Cajuns (5/18/18)
Runs scored: 3 (3x), last at McNeese State (5/15/18)
Walks: 2 (7x), vs. Troy (5/12/18)
Hit by pitch: 2, at Southern Illinois (3/5/18)
Struck out: 3 (7x), last vs. Georgia State (5/6/18)
At bats: 6, at Coastal Carolina (4/29/18)
Stolen bases: 1 (7x), last at Ragin' Cajuns (5/17/18)
Caught stealing: 1 (5x), last at Coastal Carolina (4/29/18)
Putouts: 11, vs. Jackson State (3/27/18)
Assists: 7, vs. Eastern Illinois (2/16/18)

Bell's Career Totals

Multi-hit games: 32 (2 22x, 3 8x, 4 2x)
Multi-RBI games: 15 (2 9x, 3 6x)
Multi-run games: 8 (2 5x, 3 3x)
Multi-steal games: None
Multi-walk games: 7 (2 7x)

	G	GS	AB	R	H	RBI	2B	3B	HR	BB	SB	CS	HBP	SAC	SF	GDP	K	PO	A	E	AVG	OBP	SLG
2017	54	54	203	22	59	19	13	1	4	15	1	2	0	1	0	6	49	35	95	15	.291	.339	.424
2018	54	54	205	37	58	40	13	3	7	26	6	3	10	2	2	3	61	192	72	4	.283	.387	.478
TOTAL	108	108	408	59	117	59	26	4	11	41	7	5	10	3	2	9	110	227	167	19	.287	.364	.451

2019 WARHAWKS - RETURNING PLAYERS



Blake Buckman #22 INF

Junior | 6-0 | 200 | 2L
Bats/Throws: Right/Right
Shreveport, La.
Evangel Christian HS

2018: Redshirted the 2018 season.

2017: Played in 45 games with 38 starts for ULM... Hit .250 with 33 hits, five doubles, one home run, 11 RBIs and scored 15 runs... Hit a two-RBI double at Alabama (3/3/17)... RBI double at Arkansas (3/8/17)... Two hits, including a home run, with two RBI and two runs scored vs. Little Rock (3/25/17)... Big series vs. UTA, going 7-for-10 at the plate with two RBIs, two runs scored and two walks (4/21-4/23/17)... Two hits with a double and a run scored vs. Coastal Carolina (5/6/17).

2016: Played in 15 games with 5 starts for ULM... Collected two hits and one RBI on the season... Picked up a single and an RBI vs. Valparaiso (3/2/16)... Collected second hit of the season at Louisiana Tech (5/4/16).

Evangel Christian HS: Two-time state champion and All-State selection at Evangel Christian HS in Shreveport... Served as team captain... Named All-District as a sophomore... Was class valedictorian and was a two-time Academic All-State selection.

Personal: Son of Brad and Shellie Buckman... Enjoys playing the guitar and piano... Plans to major in Accounting at ULM.

Buckman's Career Single-Game Highs

Hits: 3, vs. UTA (4/22/17)
Doubles: 1 (5x), last vs. Coastal Carolina (5/6/17)
Triples: None
Home runs: 1, vs. Little Rock (3/25/17)
Total bases: 5, vs. Little Rock (3/25/17)
RBI: 2 (2x), last vs. Little Rock (3/25/17)
Runs scored: 2 (2x), last vs. Little Rock (3/25/17)
Walks: 2, at Georgia State (4/30/17)
Hit by pitch: None
Struck out: 3 (3x), vs. Ragin' Cajuns (5/18/17)
At bats: 5, vs. Coastal Carolina (5/5/17)
Stolen bases: 1, at McNeese State (3/1/17)
Caught stealing: 1 (2x), last vs. Coastal Carolina (5/6/17)
Putouts: 4 (3x), last vs. UTA (4/23/17)
Assists: 7, at Georgia Southern (4/2/17)

Buckman's Career Totals

Multi-hit games: 7 (2 6x, 3 1x)
Multi-RBI games: 2 (2 2x)
Multi-run games: 2 (2 2x)
Multi-steal games: None
Multi-walk games: 1 (2 1x)

	G	GS	AB	R	H	RBI	2B	3B	HR	BB	SB	CS	HBP	SAC	SF	GDP	K	PO	A	E	AVG	OBP	SLG
2016	15	5	25	4	2	1	0	0	0	1	0	0	0	0	0	0	8	7	15	1	.080	.115	.080
2017	45	38	132	15	33	11	5	0	1	11	1	2	0	5	0	4	34	58	74	8	.250	.308	.311
TOTAL	60	43	157	19	35	12	5	0	1	12	1	2	0	5	0	4	42	65	89	9	.223	.278	.274



Jacob Charron #9 C

Senior | 5-9 | 190 | 1L
Bats/Throws: Right/Right
Ottawa, Ontario
Crowder CC

2018: Played in 22 games with 10 starts... Hit .114 on the season with four hits and two RBIs... Collected an RBI single vs. Jackson State (3/27/18)... Connected for a single in a pinch hitting appearance at Coastal Carolina (4/28/18)... Belted a solo home run while walking and scoring twice at McNeese State (5/15/18).

Crowder College: Played in 28 games as a sophomore in 2017... Hit .217 with 15 hits, three doubles, two home runs, 11 RBIs and 14 runs scored... Roughriders reached the NJCAA Division I World Series with a 54-14 record... Played in 41 games as a freshman in 2016... Hit .228 with 31 hits, 11 doubles, 1 triple, three home runs, 23 RBIs, and 23 runs scored.

Louis-Riel HS: Named MVP for the Bulldogs.

Personal: Son of Paul and Sylvie Charron... Plans to major in Business Administration at ULM.

Charron's Career Single-Game Highs

Hits: 1 (4x), last at Ragin' Cajuns (5/18/18)
Doubles: None
Triples: None
Home runs: 1, at McNeese State (5/15/18)
Total bases: 4, at McNeese State (5/15/18)
RBI: 1 (2x), last at McNeese State (5/15/18)
Runs scored: 2, at McNeese State (5/15/18)
Walks: 2, at McNeese State (5/15/18)
Hit by pitch: 2, vs. Grambling State (5/1/18)
Struck out: 2, at Arkansas (4/3/18)
At bats: 4 (3x), last at Ragin' Cajuns (5/18/18)
Stolen bases: None
Caught stealing: 1, at McNeese State (5/15/18)
Putouts: 9, vs. Grambling State (5/1/18)
Assists: 1 (5x), last at McNeese State (5/15/18)

Charron's Career Totals

Multi-hit games: None
Multi-RBI games: None
Multi-run games: 1 (2 1x)
Multi-steal games: None
Multi-walk games: 1 (2 1x)

	G	GS	AB	R	H	RBI	2B	3B	HR	BB	SB	CS	HBP	SAC	SF	GDP	K	PO	A	E	AVG	OBP	SLG
2018	22	10	35	6	4	2	0	0	1	3	0	1	2	3	0	1	10	68	5	1	.114	.225	.200
Career	22	10	35	6	4	2	0	0	1	3	0	1	2	3	0	1	10	68	5	1	.114	.225	.200



2019 WARHAWKS - RETURNING PLAYERS



Kolton Childress #38 RHP

Senior | 6-5 | 230 | 1L
Bats/Throws: Right/Right
Brighton, Tenn.
Dyersburg State CC

2018: Made 17 appearances on the mound for ULM, posting a 1-1 record with a 7.40 ERA over 20.2 innings... Gave up 17 earned runs on 25 hits while striking out 28 batters and issuing 15 walks on the season... Threw a perfect inning with two strikeouts at Louisiana Tech (3/21/18)... Threw six consecutive scoreless innings in mid-season... Tossed three innings of scoreless relief at UTA, giving up two hits, walking two and striking out three (3/30/18)... Gave up no runs and one hit while striking out two over two innings at Arkansas (4/4/18)... Threw a perfect inning with two strikeouts at Little Rock (4/15/18)... Gave up no runs on two hits with three strikeouts over an inning in the second game of a doubleheader vs. Georgia State (5/5/18)... Threw an inning of shutout relief with no hits and one strikeout at Ragin' Cajuns (5/19/18).

Dyersburg State CC: Named Second Team All-Conference as a freshman in 2016... Dyersburg State won its conference tournament in 2016, with Childress closing the semifinal and championship games of the tournament... As a sophomore in 2017, helped lead the Eagles to an outright conference regular season and tournament championship, super regional championship, and NJCAA World Series appearance as Dyersburg State achieved its highest national ranking in program history.

Brighton HS: Earned All-Metro Award as a senior, leading his team in steals for the second consecutive season while hitting .300... Started in right field while also working as a submarine-style pitcher... As a junior, was named All-District while batting .330 and starting in right field... Earned four varsity letters in baseball... Also lettered two years in football, and was twice named an All-Metro wide receiver... Won three letters in basketball, where he was an All-Metro selection and set the school rebounding record... Was a member of National Honor Society.

Personal: Son of Travis and Kim Childress... Grandfather is an ultramarathon runner at age 75, having completed multiple runs in Death Valley, and ran across Texas at age 72... Manages livestock, including horses and cows... Plans to major in Kinesiology at ULM.

Childress' Career Single-Game Highs

Innings pitched: 3.0, at UTA (3/30/18)
Walks allowed: 2 (4x), last at Grambling State (4/17/18)
Strikeouts: 4, vs. Eastern Illinois (2/18/18)
Batters faced: 12, at UTA (3/30/18)
Putouts: 1 (3x), last at Grambling State (4/17/18)
Assists: 2, at Arkansas (4/4/18)

	APP	GS	IP	H	R	ER	BB	SO	2B	3B	HR	WP	BK	HBP	IBB	W-L	SV	ERA	NP
2018	17	0	20.2	25	17	17	15	28	6	0	2	7	0	1	0	1-1	0	7.40	-
Career	17	0	20.2	25	17	17	15	28	6	0	2	7	0	1	0	1-1	0	7.40	-





Miles Dunn #36 RHP

Senior | 6-1 | 190 | 1L
Bats/Throws: Right/Right
Houston, Texas
Panola College

2018: Made 29 appearances, all in relief, for ULM... Posted a 4-1 record with a 4.28 ERA over 40.0 innings pitched... Struck out 24 batters to just three walks on the season... Gave up no earned runs over first eight appearances, tossing 8.2 innings over that span... Gave up just one hit while striking out three over 2.0 innings vs. Northern Kentucky (2/23/18)... Threw 2.1 innings of scoreless relief with one hit and one strikeout vs. Louisiana Tech (3/7/18)... Threw 2.1 innings of scoreless and hitless relief with two strikeouts vs. Jackson State (3/27/18)... Gave up a single hit and no runs over 1.1 innings at UTA (3/31/18)... Threw 4.1 innings combined over a doubleheader at Little Rock, giving up no runs and no hits while striking out three (4/14/18)... Tossed an inning of shutout ball with one hit and one strikeout at Grambling State (4/17/18)... From May 5 to May 17, made five appearances, totaling 5.1 innings pitched with no runs, four hits, no walks and five strikeouts.

Panola College: Played two seasons for the Panola Ponies in Carthage, Texas.

Oak Ridge HS:

Personal: Son of Troy and Connie Dunn... Plans to major in Psychology at ULM.

Dunn's Career Single-Game Highs

Innings pitched: 4.1, at Ragin' Cajuns (5/18/18)

Walks allowed: 2, at Southern Illinois (3/2/18)

Strikeouts: 5, at South Alabama (3/18/18)

Batters faced: 22, at Ragin' Cajuns (5/18/18)

Putouts: 1 (4x), last vs. Appalachian State (4/20/18)

Assists: 4, at Ragin' Cajuns (5/18/18)

	APP	GS	IP	H	R	ER	BB	SO	2B	3B	HR	WP	BK	HBP	IBB	W-L	SV	ERA	NP
2018	29	0	40.0	42	23	19	3	24	7	1	4	0	0	6	0	3-1	1	4.28	-
Career	29	0	40.0	42	23	19	3	24	7	1	4	0	0	6	0	3-1	1	4.28	-



2019 WARHAWKS - RETURNING PLAYERS



Cole Gray #40 RHP

Senior | 6-3 | 220 | 1L
Bats/Throws: Right/Right
Meridian, Miss.
East Central CC

2018: Made 21 appearances for ULM, all in relief... 2-3 record with a 6.60 ERA over 30.0 innings pitched... Gave up 24 runs, 22 earned, on 28 hits with 31 strikeouts... Surrendered just five extra base hits with two doubles and three home runs... Threw an inning of shutout ball at Jackson State, giving up one hit and struck out two (2/27/18)... Tossed 1.1 scoreless innings at Southern Illinois, surrendering just one walk and striking out three (3/2/18)... Pitched 2.0 shutout innings with one hit, one walk and three strikeouts vs. Arkansas State (3/23/18)... Made his longest appearance of the season in game one of a doubleheader vs. Texas State, throwing 3.2 shutout innings, giving up just one hit while walking two and striking out one (4/8/18)... Threw an inning of scoreless relief with one walk and two strikeouts vs. Grambling State (5/1/18)... Pitched 1.1 innings of shutout relief with two walks and one strikeout vs. Troy (5/12/18)... Tossed an inning of scoreless relief with one hit and two strikeouts at McNeese State (5/15/18).

East Mississippi CC: Played one season at East Central CC in Decatur, Miss.


Lamar High School:

Personal: Son of Trey and Kris Gray... Plans to major in Kinesiology at ULM.

Gray's Career Single-Game Highs

Innings pitched: 3.2, vs. Texas State (4/8/18)
Walks allowed: 4, at South Alabama (3/17/18)
Strikeouts: 3 (3x), last vs. Arkansas State (3/23/18)
Batters faced: 17, at South Alabama (3/17/18)
Putouts: 1, at Southern Illinois (3/2/18)
Assists: 1 (5x), last at Ragin' Cajuns (5/19/18)

	APP	GS	IP	H	R	ER	BB	SO	2B	3B	HR	WP	BK	HBP	IBB	W-L	SV	ERA	NP
2018	21	0	30.0	28	24	22	28	31	2	0	3	9	1	10	0	2-3	1	6.60	-
Career	21	0	30.0	28	24	22	28	31	2	0	3	9	1	10	0	2-3	1	6.60	-





Cade Harper #41 OF

Senior | 6-1 | 225 | 2L
Bats/Throws: Left/Right
Sterlington, La.
Northwestern State

2018: Played in 33 games with 16 starts, hitting .178 with two doubles and one home run... Picked up 12 RBI and was successful in his only stolen base attempt... Drove in two runs in the second game of the season-opening doubleheader vs. Eastern Illinois (2/16/18)... 2-for-5 with a home run and three RBIs in the opening game of the series vs. Northern Kentucky (2/23/18)... Went 3-for-4 with a double and three RBIs against Southern Illinois in the series finale against the Salukis on March 4... Had two hits and an RBI at Stephen F. Austin (3/10/18)... Used primarily as a designated hitter or pinch hitter.

2017: Played in 45 games with 42 starts, hitting .293 with 11 doubles, one triple and two home runs... Drove in 14 runs... Collected three hits in series finale at Dallas Baptist (2/19/17)... Hit a two-RBI double in his only at bat in the series finale at UAB (3/12/17)... Two hits, including a double, vs. Jackson State (3/15/17)... Picked up three hits and an RBI in the series opener at Arkansas State (3/18/17)... Had another three-hit day at the plate vs. Grambling State (3/21/17)... Two hits, including a triple and a run scored at Georgia Southern (4/1/17)... Fourth three-hit day with two doubles and an RBI at Georgia State (4/29/17)... Fifth three-hit game of the season, including two solo home runs at Troy (5/14/17).

2016: Sat out the 2016 season after transferring from Northwestern State.

Northwestern State: Redshirted the 2015 season with the Demons.

Ouachita Christian School: Named a Louisiana All-Star at OCS during his senior season in 2014... Part of the 2012 state championship team at OCS... Also was a four-time letterwinner in football, playing linebacker for the Eagles... Was twice named state MVP.


Personal: Son of Micah and Kristan Harper... Father, Micah, played football at Abilene Christian... Brother, Bo, played football at Central Arkansas... Enjoys playing Fortnite... Plans to major in Kinesiology at ULM.

Harper's Career Single-Game Highs

Hits: 3 (6x), at Southern Illinois (3/4/18)
Doubles: 2, at Georgia State (4/29/17)
Triples: 1, at Georgia Southern (4/1/17)
Home runs: 2, at Troy (5/14/17)
Total bases: 9, at Troy (5/14/17)
RBI: 3 (2x), last at Southern Illinois (3/4/18)
Runs scored: 2 (2x), vs. Northern Kentucky (2/23/18)
Walks: 2 (2x), at Louisiana Tech (3/21/18)
Hit by pitch: 1 (6x), last vs. Arkansas State (3/24/18)
Struck out: 3 (5x), last at UTA (3/30/18)
At bats: 5 (5x), last vs. Northern Kentucky (2/23/18)
Stolen bases: 1, at Stephen F. Austin (3/10/18)
Caught stealing: None
Putouts: None
Assists: None

Harper's Career Totals

Multi-hit games: 11 (2 5x, 3 6x)
Multi-RBI games: 7 (2 5x, 3 2x)
Multi-run games: 2 (2 2x)
Multi-steal games: None
Multi-walk games: 2 (2 2x)



	G	GS	AB	R	H	RBI	2B	3B	HR	BB	SB	CS	HBP	SAC	SF	GDP	K	PO	A	E	AVG	OBP	SLG
2017	45	42	147	11	43	14	11	1	2	8	0	0	1	3	1	3	37	13	0	0	.293	.331	.422
2018	33	16	73	11	13	12	2	0	1	3	1	0	5	0	1	1	27	0	0	1	.178	.256	.247
TOTAL	78	58	220	22	56	26	13	1	3	11	1	0	6	3	2	4	64	13	0	1	.255	.305	.364

2019 WARHAWKS - RETURNING PLAYERS



Richard Hebert #20 RHP

Senior | 6-3 | 205 | 1L
Bats/Throws: Right/Right
Lafayette, La.
LSU-Eunice

2018: Made 12 appearances with one start for ULM in 2018, posting a 9.00 ERA with 22 strikeouts and 17 walks... Pitched 2.1 innings of scoreless baseball, giving up four hits and one walk while striking out three at Southern Illinois (3/4/18)... Made his lone start of the season at Arkansas, pitching three innings, giving up two earned runs on three hits with a walk and a strikeout (4/4/18)... Didn't give up a run over his final three appearances of the season... Threw 1.2 scoreless innings vs. Troy, giving up two hits with two walks and one strikeout (5/12/18)... Threw 1.2 scoreless innings at McNeese State, giving up no hits, no walks and two strikeouts (5/15/18)... Closed the season with two-thirds scoreless innings on one hit at Ragin' Cajuns (5/18/18).

LSU-Eunice: Made 15 appearances as a sophomore in 2017, posting a 2.89 ERA over 18.2 innings with 22 strikeouts and eight walks... Made eight appearances as a freshman in 2016, posting a 5.68 ERA over 12.2 innings with 13 strikeouts and 11 walks.

Westminster Christian Academy: First Team All-District pitcher as a senior for the Crusaders in 2015, while hitting .460 at the plate... Also played football and soccer.

Personal: Son of Glenn and Martha Hebert... Enjoys hunting, fishing and cooking... Plans to major in Business Administration at ULM.

Hebert's Career Single-Game Highs

Innings pitched: 3.1 (2x), last at UTA (3/29/18)
Walks allowed: 4, at Coastal Carolina (4/27/18)
Strikeouts: 5 (2x), last at UTA (3/29/18)
Batters faced: 20, vs. Arkansas State (3/24/18)
Putouts: 1, vs. Troy (5/12/18)
Assists: 1 (3x), last at Ragin' Cajuns (5/18/18)

	APP	GS	IP	H	R	ER	BB	SO	2B	3B	HR	WP	BK	HBP	IBB	W-L	SV	ERA	NP
2018	12	1	25.0	32	28	25	17	22	4	1	6	3	2	3	0	2-2	0	9.00	-
Career	12	1	25.0	32	28	25	17	22	4	1	6	3	2	3	0	2-2	0	9.00	-





Trey Jeans #42 LHP

Senior | 5-10 | 195 | 1L
Bats/Throws: Left/Left
Texarkana, Ark.
Seminole State College

2018: Worked in the starting rotation for ULM, making 14 starts in 15 appearances on the mound... Finished with a 3-5 record and 5.20 ERA over 62.1 innings... Gave up 43 runs, 36 earned, on 58 hits with 67 strikeouts and 40 walks... Threw a season-high 6.0 innings against Northern Kentucky, giving up three earned runs on four hits with a walk and a season-high 11 strikeouts, picking up his first win of the year (2/23/18)... Threw 5.1 innings at Southern Illinois, giving up three runs, one earned, on seven hits with a walk and four strikeouts, resulting in a no-decision (3/2/18)... Tossed 5.0 innings at Stephen F. Austin, surrendering three runs, two earned, on four hits with three walks and six strikeouts in another no-decision (3/9/18)... Pitched 4.0 innings at UTA, giving up one run on three hits with four walks and eight strikeouts (3/29/18)... Started game two of a doubleheader at Little Rock, throwing 4.2 innings with three runs, one earned, on six hits with one walk and nine strikeouts (4/14/18)... Made his best start of the season in the first game of a doubleheader against Appalachian State, tossing a season-high 6.0 shutout innings, giving up just three hits and one walk while striking out five to pick up his second win of the season (4/21/18)... Earned his third win of the season in game two of a doubleheader against Georgia State, tossing

5.2 innings with two earned runs on four hits with a walk and four strikeouts (5/5/18).

Seminole State CC: As a sophomore in 2017, made 14 appearances with nine starts for the Trojans, amassing a 4-4 record with a 6.60 ERA over 45 innings pitched, with 51 strikeouts and 26 walks.

Pleasant Grove HS: As a senior, was named co-MVP pitcher of the district and an All-State outfielder.

Personal: Son of George Radford and Toni Radford... Enjoys playing Fortnite, biking and watching movies... Plans to major in General Studies with a minor in Psychology at ULM.

Jeans' Career Single-Game Highs

Innings pitched: 6.0 (2x), last vs. Appalachian State (4/21/18)
Walks allowed: 6, at Coastal Carolina (4/28/18)
Strikeouts: 11, vs. Northern Kentucky (2/23/18)
Batters faced: 24, at Stephen F. Austin (3/9/18)
Putouts: 1 (2x), at Coastal Carolina (4/28/18)
Assists: 2 (2x), at Little Rock (4/14/18)

	APP	GS	IP	H	R	ER	BB	SO	2B	3B	HR	WP	BK	HBP	IBB	W-L	SV	ERA	NP
2018	12	1	25.0	32	28	25	17	22	4	1	6	3	2	3	0	2-2	0	9.00	-
Career	12	1	25.0	32	28	25	17	22	4	1	6	3	2	3	0	2-2	0	9.00	-



2019 WARHAWKS - RETURNING PLAYERS



Brendan #28 Jordan 1B/OF

Senior | 6-1 | 210 | 1L
Bats/Throws: Left/Left
Franklin, Tenn.
Columbia State CC

2018: Played in 48 games, making 46 starts for ULM... Hit .240 with three doubles, one triple, two home runs, 21 RBIs and 13 runs scored... Collected two hits with two RBIs in the series finale vs. Eastern Illinois (2/18/18)... Two hits with a walk and an RBI in the series finale at Southern Illinois (3/4/18)... Two hits and an RBI in each of the first two games of the series at Stephen F. Austin (3/9-3/10/18)... Picked up two hits and two RBIs in series opener vs. Texas State (4/7/18)... Season-high three hits with a double, home run, three RBIs and a run scored in the series finale at Little Rock (4/15/18)... Belted a two-run home run vs. Grambling State (5/1/18)... Collected two hits with an RBI in game one of a doubleheader with Georgia State (5/5/18).

Columbia State CC: Played in 54 games as a sophomore in 2017... Hit .335 with 18 doubles, three triples, three home runs, 38 RBIs and 27 runs scored... Played in 51 games as a redshirt freshman in 2016... Hit .286 with five doubles, one triple, one home run, 25 RBIs and 21 runs scored... Redshirted the 2015 season.

Father Ryan HS: Named a Mr. Baseball finalist as a senior in 2014, hitting .414 as the Irish won the regional championship... As a junior in 2013, hit .396 for the Irish.

Jordan's Career Single-Game Highs

Hits: 3, at Little Rock (4/15/18)
Doubles: 1 (3x), last at Little Rock (4/15/18)
Triples: 1, vs. Arkansas State (3/23/18)
Home runs: 1 (2x), last vs. Grambling State (5/1/18)
Total bases: 7, at Little Rock (4/15/18)
RBI: 2 (6x), last at Ragin' Cajuns (5/17/18)
Runs scored: 2 (2x), last vs. Northern Kentucky (2/24/18)
Walks: 2 (4x), at McNeese State (5/15/18)
Hit by pitch: 1 (4x), vs. Georgia State (5/5/18)
Struck out: 3, at Ragin' Cajuns (5/17/18)
At bats: 5 (5x), last at Ragin' Cajuns (5/17/18)
Stolen bases: 1 (5x), last vs. Georgia State (5/5/18)
Caught stealing: 1, at Coastal Carolina (4/29/18)
Putouts: 11 (2x), last at South Alabama (3/17/18)
Assists: 3 (2x), last at Ragin' Cajuns (5/19/18)

Jordan's Career Totals

Multi-hit games: 9 (2 8x, 3 1x)
Multi-RBI games: 6 (2 6x)
Multi-run games: 2 (2 2x)
Multi-steal games: None
Multi-walk games: 4 (2 4x)

	G	GS	AB	R	H	RBI	2B	3B	HR	BB	SB	CS	HBP	SAC	SF	GDP	K	PO	A	E	AVG	OBP	SLG
2018	48	46	154	13	37	21	3	1	2	22	5	1	4	2	1	6	30	250	20	2	.240	.348	.312
Career	48	46	154	13	37	21	3	1	2	22	5	1	4	2	1	6	30	250	20	2	.240	.348	.312





Joey Jordan #5 INF

Senior | 6-0 | 180 | 1L
Bats/Throws: Switch/Right
Wadley, Ala.
Southern Union State CC



2018: Played in 48 games with 47 starts for ULM... Hit .262 with 44 hits, six doubles, one home run, 20 RBIs and scored 26 runs... Stole 12 bases on 18 attempts... Hit only home run of the season vs. Northern Kentucky, finishing with two hits, two RBIs, two runs scored and a stolen base (2/23/18)... Perfect 3-for-3 day at the plate with a double, three RBIs, two walks, a stolen base and a run scored at Stephen F. Austin (3/9/18)... Collected two hits with a double, RBI, stolen base and run scored vs. Jackson State (3/27/18)... Hit 3-for-5 with two RBIs and a run scored vs. Grambling State (5/1/18)... Over final two games of the series vs. Georgia State, finished 4-for-7 at the plate with three doubles, three RBIs, four runs scored and a walk (5/5-5/6/18).

Southern Union CC: Hit .378 for the Bison, helping the team to a 35-21 record.

Jacksonville State University: Played in 14 games with 8 starts for the Gamecocks in 2016... Hit .250 with seven hits, six RBIs and six runs scored.

Handley HS: Hit .415 as a senior, helping lead his team to a 32-4 record and a regional championship... Also played basketball for three seasons for the Tigers.

Personal: Son of Joe and Cheryl Jordan... Father, Joe, played baseball at Jacksonville State... Enjoys swimming and playing basketball... Plans to major in General Studies at ULM.

Jordan's Career Single-Game Highs


Hits: 3 (2x), last vs. Grambling State (5/1/18)
Doubles: 2, vs. Georgia State (5/6/18)
Triples: None
Home runs: 1, vs. Northern Kentucky (2/23/18)
Total bases: 5, vs. Northern Kentucky (2/23/18)
RBI: 3, at Stephen F. Austin (3/9/18)
Runs scored: 3, vs. Northern Kentucky (2/24/18)
Walks: 2 (3x), last at Stephen F. Austin (3/9/18)
Hit by pitch: 1 (3x), at McNeese State (5/15/18)
Struck out: 3, vs. Northwestern State (2/20/18)
At bats: 6, at Stephen F. Austin (3/11/18)
Stolen bases: 2, at Southern Illinois (3/3/18)
Caught stealing: 1 (6x), last vs. Georgia State (5/6/18)
Putouts: 5, at Arkansas (4/3/18)
Assists: 6 (3x), last at Ragin' Cajuns (5/18/18)

Jordan's Career Totals

Multi-hit games: 9 (2 7x, 3 2x)
Multi-RBI games: 6 (2 5x, 1 3x)
Multi-run games: 6 (2 5x, 1 3x)
Multi-steal games: 1 (2 1x)
Multi-walk games: 3 (2 3x)

	G	GS	AB	R	H	RBI	2B	3B	HR	BB	SB	CS	HBP	SAC	SF	GDP	K	PO	A	E	AVG	OBP	SLG
2018	48	47	168	26	44	20	6	0	1	20	12	6	3	3	0	0	40	74	129	18	.262	.351	.315
Career	48	47	168	26	44	20	6	0	1	20	12	6	3	3	0	0	40	74	129	18	.262	.351	.315

2019 WARHAWKS - RETURNING PLAYERS



**Nathan
Miranda** **#4
INF**

Junior | 5-10 | 170 | TR
Bats/Throws: Right/Right
San Antonio, Texas
Angelina College

2018: Redshirted 2018 season at ULM.

Angelina College: First Team All-Conference shortstop as a sophomore in 2017, hitting .264 with seven doubles, six home runs, 30 RBIs and 27 runs scored... First Team All-Conference shortstop and First Team All-Region selection as a freshman in 2016, hitting .288 with seven doubles, 12 RBIs and 15 runs scored... Named to JUCO All-Star game after freshman season.

O'Connor High School: As a senior in 2015, named First Team All-District at shortstop after hitting .321... As a junior in 2014, named First Team All-District at second base after hitting .330.

Personal: Son of Gabriel and Rose Miranda... Brother, Matt, played baseball at Cisco College... Plans to major in Kinesiology at ULM.




Cameron Allison #43
LHP

Junior | 6-5 | 190 | TR
Bats/Throws: Left/Left
Atlanta, Ga.
Howard College

Howard College: Threw just 0.2 innings in an injury-shortened sophomore season in 2018.

Pope HS: Part of state championship team in 2013, state runner-up in 2016, and regional champion in 2013 and 2016... Overall, threw 136.2 innings in high school with 16 wins and 172 strikeouts.

Personal: Son of David and Stephanie Allison... Enjoys playing Fortnite and playing basketball... Plans to major in Communications with a minor in Psychology at ULM.



Cam Barlow #47
LHP

Freshman | 5-11 | 205 | HS
Bats/Throws: Left/Left
Halls, Tenn.
Dyer County HS

Dyer County HS: Named to the All-District team as a senior in 2015, posting a 6-1 record with a 1.10 ERA for the Choctaws... As a junior in 2014, named All-District MVP and All-Tournament MVP with a 6-2 record and 1.80 ERA... Team won district championships in 2015 and 2017... Four-time letterwinner.

Personal: Son of Keith Barlow and Robyn Sanders... Brother, Trysten, plays baseball at Mississippi State... Enjoys hunting and fishing... Plans to major in Kinesiology with a minor in Psychology at ULM.



Ty Barnes #21
RHP

Junior | 6-1 | 190 | TR
Bats/Throws: Right/Right
Petal, Miss.
Mississippi Gulf Coast CC

Mississippi Gulf Coast CC: Played two seasons at MGCCC... As a sophomore in 2018, compiled an 8-5 record over 81.1 innings pitched, with 79 strikeouts and 30 walks... As a freshman in 2017, compiled a 4-3 record over 51.1 innings pitched, with 31 strikeouts.

Petal HS: Won two letters and served as a team captain for the Panthers.

Personal: Son of Bart and Cathy Barnes... Brother, Chase, played tennis at Jones County JC... Enjoys fishing and hunting... Plans to major in General Studies at ULM.

2019 WARHAWKS - NEWCOMERS



Jacob Barton #29 RHP

Senior | 6-1 | 205 | TR
Bats/Throws: Right/Right
Mangham, La.
Mississippi State

2018: Sat out due to NCAA transfer rules.

Mississippi State: Made 23 relief appearances as a junior in 2017, throwing 37.0 innings... Tossed 4.2 shutout innings in his MSU debut on Opening Day... Threw an inning of perfect relief on March 7 against Louisiana Tech... Pitched 2.2 perfect innings, with two strikeouts, of relief at Arkansas on March 18... Struck out a batter in an inning of perfect relief March 21 against Southern Miss at Trustmark Park... Earned first career win after tossing four strikeouts in 1.2 innings of shutout relief on March 24 against Tennessee... Threw 1.1 innings of shutout relief March 26 against Tennessee... Picked up second win of the season at Ole Miss on March 31 after pitching 3.2 innings of relief... Allowed just one hit over 2.1 innings of shutout relief at South Carolina on April 15.

LSU-Eunice: Pitched two seasons with LSU-Eunice in Division II of the NJCAA... Was a member of the 2015-16 NJCAA National Team... Allowed only one earned run in 22.1 innings, while striking out 31 batters in 18 appearances... Pitched in 11 games with one start as a freshman for the Bengals during their national championship season, striking out 18 batters in 12.1 innings pitched.

Caldwell Parish HS: All-District 3-3A First-Team honors all four seasons... Four-year starter at quarterback on the football team and also ran track for the Spartans.

Personal: Son of Bo Barton and Kim Eason... Brother, Justin, also plays baseball at ULM... Enjoys fishing, hunting and playing video games... Plans to major in Sports Management at ULM.



Justin Barton #50 LHP

Junior | 6-2 | 215 | TR
Bats/Throws: Left/Left
Mangham, La.
LSU-Eunice

LSU-Eunice: Played two seasons for the Bengals, winning the 2018 NJCAA Division II National Championship... As a sophomore in 2018, made 24 appearances with a 6-0 record, posting a 1.29 ERA over 31.1 innings pitched with 35 strikeouts... As a freshman in 2017, made 18 appearances, throwing 12.0 innings and posting a 2.25 ERA while striking out 22 batters.

Caldwell Parish HS: Two-time First Team All-District pitcher... Also played football for the Spartans, where he was named a First Team All-District offensive lineman as a junior and senior... Member of the National Honor Society and Beta Club.

Personal: Son of Bo Barton and Kim Eason... Brother, Jacob, also plays baseball at ULM... Plans to major in Kinesiology at ULM.



Andrew Beesley #3 OF/INF

Junior | 5-11 | 175 | TR
Bats/Throws: Left/Right
Natchez, Miss.
Hinds CC

Hinds CC: Named MVP as a sophomore in 2018, hitting .476 with eight home runs for the Eagles... As a freshman, collected a .385 batting average with one home run.

Cathedral HS: Earned MVP honors as a senior in 2016, leading the Green Wave to a 24-5 record... As a junior in 2015, named Most Valuable Hitter with a .476 batting average for the 25-4 State Champion Green Wave squad... Most Valuable Hitter as a sophomore with a .376 batting average as Cathedral finished 23-8... Earned the Gold Glove Award as a freshman... Lettered five years in baseball and four years in football... Played football for four years as defensive back and quarterback.

Personal: Son of Craig and Margaret Beesley... Father, Craig, played baseball at Delta State... Grandfather, Ken Beesley, Sr., played baseball at Mississippi State... Enjoys hunting and fishing... Plans to major in General Studies at ULM.



Conner Deeds #30 RHP

Junior | 6-0 | 195 | TR
Bats/Throws: Right/Right
Larkspur, Colo.
South Mountain CC

South Mountain CC: Member of the Arizona Community College Athletic Conference championship team as a sophomore... Made 14 appearances with 13 starts for the Cougars in the conference championship campaign... Posted an 8-2 record with a 3.39 ERA over 74.1 innings with 79 strikeouts and 33 walks... As a freshman in 2017, appeared in 13 games with one start for the Cougars... Compiled a 1-4 record with a 3.76 ERA over 26.1 innings pitched with 32 strikeouts to 10 walks.

Pine Creek HS: Served as a team captain as a junior and senior, winning a varsity letter all four years... Named Conference Player of the Year and Second Team All-State as a junior.

Personal: Son of Andy and Jamie Deeds... Father, Andy, played lacrosse at Vermont... Mother, Jamie, played golf at Rollins College... Sister, Casey, played field hockey at Stanford... Brother, Charlie, has signed to play baseball at Colorado-Colorado Springs... Enjoys fishing, skiing, lifting and ping pong... Plans to major in General Studies at ULM.

2019 WARHAWKS - NEWCOMERS



**Brock
Figueroa** **#25
RHP**

Junior | 6-1 | 195 | TR
Bats/Throws: Right/Right
Ennis, Texas
Panola College

Panola College: Pitched 24.1 innings for the Ponies in 2018, amassing an 8.14 ERA with 35 strikeouts and 24 walks.

Howard College: Did not play in 2017 season at Howard.

Palmer HS: As a senior in 2016, threw 60 innings for the Bulldogs, compiling a 5-2 record and 1.17 ERA while picking up 102 strikeouts and 30 walks... As a junior in 2015, threw 46.2 innings with a 1.95 ERA, striking out 70 and walking 43... As a sophomore in 2014, tossed 53.1 innings with a 6-2 record and a 0.66 ERA, striking out 102 and walking 30... Earned three varsity letters... Listed on the A/B Honor Roll all four years.

Personal: Son of Raymond and Lisa Figueroa... Enjoys fishing and hunting... Plans to major in Kinesiology and Sports Management at ULM.



**Colin
Gordon** **#2
INF**

Junior | 6-0 | 175 | TR
Bats/Throws: Switch/Right
West Valley City, Utah
College of Southern Idaho

College of Southern Idaho: Started every game for two seasons at shortstop for CSI... As a sophomore in 2018, batted .270 with 18 doubles, seven triples, 42 RBIs, 64 runs scored and 51 walks as CSI won regular season conference championship, Region 18 tournament and finished third at the NJCAA Division I World Series in Grand Junction, Colo.... Helped Golden Eagles to a 28-0 home mark in 2018, and broke the school record for wins in a season... As a freshman in 2017, hit .240 for the Golden Eagles.

Bingham HS: Missed his senior season in 2016 due to injury... As a junior in 2015, batted .427 for the region and state runner-up Miners... Part of Bingham HS State Championship team in 2013... Four-year letterwinner... Named to the honor roll.

Personal: Son of Brett and Darleen Gordon... Enjoys boating, skiing, snowboarding, fishing and attending Utah Jazz games... Plans to major in Kinesiology and Sports Management at ULM.



Cameron Horton #16 1B

Junior | 6-3 | 225 | TR
Bats/Throws: Left/Right
Bossier City, La.
LSU-Eunice

LSU-Eunice: Played in 61 games for the Bengals on their way to the 2018 NJCAA Division II National Championship... Hit .312 with 18 doubles, one triple, 11 home runs, 65 RBIs and 50 runs scored... Played in 46 games for the Bengals as a freshman in 2017, hitting .265 with eight doubles, one home run, 21 RBIs and 23 runs scored.

Benton HS: Part of three division champion teams at Benton HS... As a senior in 2015, hit .415 with six home runs... As a junior in 2014, hit .400 with eight home runs.

Personal: Son of Tim and Kara Horton... Father, Tim, played baseball at Northwestern State... Grandfather, Ed Horton, played football and threw the javelin at Northwestern State... Enjoys fishing... Plans to major in Business Administration at ULM.



Ryan Humeniuk #7 OF

Junior | 6-2 | 200 | TR
Bats/Throws: Left/Right
Stonewall, Manitoba
Indian Hills CC

Indian Hills CC: Played two seasons at Indian Hills CC in Centerville, Iowa... Played in 58 games as a sophomore, hitting .348 with 70 hits, 12 home runs, 69 RBIs, 62 runs scored and 10 steals... Hit .330 as a freshman with five home runs, helping Indian Hills to the Region 11 championship.

Foothills Composite HS: Helped his team to the Best of the West Tournament championship... Also played varsity volleyball, track and field, beach volleyball and cross country... Named Student of the Year in 2014.

Personal: Son of Darrell and Connie Humeniuk... Enjoys fishing and hunting... Plans to major in Finance at ULM.



Jake Kaufman #27 OF/RHP

Junior | 6-0 | 180 | TR
Bats/Throws: Right/Right
McDonough, Ga.
Southern Union State CC

Southern Union CC: Two-way player for Bison over his career... As a sophomore, played in 50 games, hitting .343 with 11 doubles, three triples, two home runs, 25 RBIs, 34 runs scored and 19 stolen bases... On the mound, appeared in 11 games with eight starts, posting a 2.96 ERA over 48.2 innings with 42 strikeouts and 14 walks... As a freshman in 2017, played in 40 games with a .352 batting average, collecting five doubles, 12 RBIs, 20 runs scored and nine stolen bases... On the mound, made three appearances, and did not surrender a run over four innings while striking out five and walking one.

Union Grove HS: Earned three varsity letters in football and baseball... Played quarterback on the football team.

Personal: Son of Chris and Susan Kaufman... Enjoys playing video games and fishing... Plans to major in Kinesiology and Sports Management at ULM.

2019 WARHAWKS - NEWCOMERS



Carson Klepzig #23
C

Junior | 6-0 | 200 | TR
Bats/Throws: Right/Right
Olive Branch, Miss.
Hinds CC

Hinds CC: As a sophomore in 2018, hit .358 with nine doubles, four home runs, 28 RBIs, 30 runs scored and nine steals for the Eagles while playing in 41 games.

Ole Miss: Redshirted the 2016 season at Ole Miss.

DeSoto Central HS: Lettered three seasons... Named 2015 Honorable Mention All-American and Second Team All-Region (Southeast) by Perfect Game... Rated the best catcher in the state of Mississippi and the 14th best player in the state by Perfect Game... Earned All-USA Mississippi First Team accolades by USA Today... Collected all-metro honors from the Commercial Appeal... Named All-State Honorable Mention by the Clarion-Ledger... As a senior, earned Second Team All-State and First Team All-District honors while leading the Jaguars to the first state championship in school history.

Personal: Son of Mike and Jana Klepzig... Father, Mike, played football at Northwest CC for one year... Enjoys fishing... Plans to major in Finance at ULM.



Josh Lallier #26
RHP

Junior | 6-0 | 190 | TR
Bats/Throws: Right/Right
Broomfield, Colo.
Southeast CC

Southeast (Neb.) CC: Helped team to Region 9 championship in 2018... Picked up Academic All-American honors as a freshman.

Mountain Range HS: Earned two varsity letters.

Personal: Son of Michael and Nicole Lallier... Father, Michael, played basketball at Colorado-Colorado Springs, and mother, Nicole, played basketball at Metro State... Enjoys fishing... Plans to major in Sports Management at ULM.



Tyler Lien #32
LHP

Junior | 6-4 | 195 | TR
Bats/Throws: Left/Left
Kirkwood, Mo.
North Iowa Area CC

North Iowa Area CC: Made 10 appearances, all starts, as a sophomore for the Trojans in 2018, posting a 4-2 record with a 5.84 ERA over 44.2 innings, striking out 49 and walking 28... Threw two complete games... Made 11 appearances, all starts, as a freshman for the Trojans posting a 5-2 record with a 6.39 ERA over 49.1 innings, striking out 48 and walking 30.

Kirkwood HS: Won back-to-back conference championships with the Pioneers as a junior and senior... Earned two varsity letters in baseball... Lettered one year in football.

Personal: Son of Mark and Cathy Lien... Enjoys playing Fortnite, biking and playing basketball... Plans to major in Finance at ULM.



Landon Longsworth #37 RHP

Junior | 5-9 | 150 | TR
Bats/Throws: Right/Right
Rowlett, Texas
Paris JC

Paris JC: As a sophomore in 2018, made 16 appearances for the Dragons, throwing 49.2 innings with a 4-3 record, 7.07 ERA, with 54 strikeouts and 36 walks.

Rowlett HS: Named Pitcher of the Year as a senior in 2016.

Personal: Son of Jay and Shelley Longsworth... Enjoys fishing and hunting... Plans to major in Criminal Justice at ULM.



Dylan Marsh #34 RHP

Junior | 6-2 | 200 | TR
Bats/Throws: Right/Right
Lake Cormorant, Miss.
East Central CC

East Central CC: Threw 65 innings over 24 appearances as a sophomore in 2018, posting a 7-4 record and a save with a 3.46 ERA and 75 strikeouts... As a freshman in 2017, made 23 appearances with a 2-3 record, 3 saves and a 2.92 ERA.

Lake Cormorant HS: As a senior in 2016, posted a 6-4 record with a 1.54 ERA for the Gators... As a junior, went 3-3 on the hill with a 1.56 ERA... As a sophomore, posted a 1-1 record with a 4.26 ERA... Earned four letters.

Personal: Son of Debra Marsh... Enjoys hunting, fishing and playing pool... Plans to major in Kinesiology and Sports Management at ULM.



Cole Martin #45 LHP

Junior | 6-0 | 190 | TR
Bats/Throws: Left/Left
Destrehan, La.
Delgado CC

Delgado CC (2018): Threw 60 innings, posting a 2.83 ERA while striking out 61 batters... Helped Delgado claim the District 23 championship.

Southeastern Louisiana (2017): Threw 2.2 innings for the Lions over four appearances.

Destrehan HS: As a senior, compiled a 4-3 record with a 1.80 ERA... In his junior season, posted a 9-1 mark with a 1.35 ERA... As a sophomore, was 5-2 on the mound with a 2.16 ERA... Was on the honor roll three years.

Personal: Son of Jeremy and Jennifer Martin... Plans to major in Sports Management at ULM.



Logan McDowell #1 RHP

Junior | 5-10 | 185 | TR
Bats/Throws: Right/Right
Columbia, Miss.
Meridian CC

Meridian CC: Made 23 appearances on the mound for the Eagles in 2018, posting a 6-2 record with one save and a 4.50 ERA over 44.0 innings while striking out 53 and walking 24... As a freshman in 2017, made 19 appearances with a 4-1 record and one save, posting a 3.14 ERA over 48.2 innings with 51 strikeouts and 25 walks.

Columbia HS: Three-time All-District selection for the Wildcats... Won the Leadership Award as a senior, Cy Young Award as a sophomore, and Rookie of the Year as a freshman.

Personal: Son of Reuben and Traci McDowell... Grandfather played football at Southern Mississippi... Enjoys traveling and hunting... Plans to major in History and minor in Education at ULM.

2019 WARHAWKS - NEWCOMERS



Masen Prososki #6
INF

Junior | 5-11 | 193 | TR
Bats/Throws: Left/Right
Bennington, Neb.
Southeast CC

Southeast (Neb.) CC: Played two seasons for Dion Parks at Southeast CC in Beatrice, Neb.

Bennington HS:

Personal: Son of Nick and Kairi Prososki... Enjoys playing sand volleyball... Plans to major in Communications with a minor in Public Relations at ULM.



Kayleb Sanderson #35
RHP

Junior | 6-2 | 190 | TR
Bats/Throws: Right/Right
Omaha, Neb.
Southeast CC

Southeast (Neb.) CC: Played two seasons at Southeast CC in Beatrice, Neb.... As a sophomore in 2018, compiled a 9-1 record with a 2.44 ERA over 66.1 innings pitched, striking out 91 batters while walking only 13, as Storm finished 43-15 and Region 9 champions... As a freshman in 2017, posted a 7-1 record with a 5.64 ERA over 68.2 innings pitched, striking out 61 batters and walking 31 as the Storm finished 40-20 overall and Region 9 champions.

Millard South HS: Played at Millard South HS where his team won a regional championship and was American Legion World Series contender in 2015... Was a three-time letterwinner in baseball... Listed on the honor roll.

Personal: Son of Travis Sanderson and Lora West... Plans to major in Kinesiology at ULM.



Austin Schmitt #18
C

Freshman | 5-10 | 180 | HS
Bats/Throws: Right/Right
St. Louis, Mo.
Valley Park HS

Valley Park HS: Member of four-time conference champions at Valley Park HS in Valley Park, Mo.... Three-time Conference Player of the Year... Two-time First Team All-State and St. Louis All-Metro Team... Hit .429 as a senior as the Hawks finished 22-9... Helped team to 24-3 mark as a junior while hitting .506... Hit .375 as a sophomore while the Hawks played to a 20-5 mark... Also played one year of basketball... Student Council President, Principal Leadership Award, and Honor Roll.

Personal: Son of Rich and Sheri Schmitt... Enjoys hunting and fishing... Plans to major in Business Administration at ULM.



E.J. Scott #51
LHP

Junior | 6-2 | 200 | TR
Bats/Throws: Right/Left
Little Rock, Ark.
Crowder College

Crowder College: Played two seasons at Crowder College in Neosho, Mo.

Central HS:

Personal: Son of Michelle Walker... Enjoys reading... Plans to major in Kinesiology at ULM.



Trent Tingelstad #11 OF

Junior | 5-10 | 215 | TR
Bats/Throws: Left/Right
Marysville, Wash.
Everett CC

Everett CC: All-Northwest Athletic Conference Second Team selection after hitting .321 with 15 doubles, seven home runs, 31 RBIs and 48 runs scored for the Trojans in 2018 as Everett won the NWAC North Regional Championship... As a freshman in 2017, was an All-NWAC First Team selection after hitting .373 with 11 doubles, one homerun, 34 RBIs and 46 runs scored as Everett won the NWAC North Regional Championship... Was selected as Everett Community College Male Athlete of the Year.

Marysville-Pilchuck HS: A Washington All-State selection as a senior in 2016 after hitting .410 with one home run, 14 RBIs, 18 runs scored and slugging .557... As a junior, named to Wesco First Team after hitting .328 with 12 RBIs, 12 runs scored and slugging .442... Tomahawks won back-to-back Wesco 4A North Division championships in junior and senior seasons.

Personal: Son of James and Dana Tingelstad... Plans to major in Business Administration and minor in Finance and Management at ULM.



Logan Wurm #33 C


Junior | 6-2 | 215 | TR
Bats/Throws: Right/Right
Marysville, Calif.
Sierra College

Sierra College: Played in 43 games for the Wolverines in 2018, hitting .306 with nine home runs, 35 RBI and 40 runs scored... As a freshman in 2017, played in 40 games, hitting .290 with two home runs, 20 RBI and 27 runs scored.

Sutter Union HS: Played for the four-time section champions in baseball, and three-time section champions in football... Served as a baseball team captain.

Personal: Son of Vincent and Priscilla Wurm... Father, Vincent, and uncle, Robbie, both wrestled at the NCAA Division I level... Enjoys hunting, fishing and training duck dogs... Plans to major in General Studies at ULM.

2018 REVIEW



2018 FINAL STANDINGS

East Division	Conference			Overall				
	W	L	Pct.	W	L	T	PCT	Streak
Coastal Carolina*	23	7	.767	43	19	0	.694	L2
Troy*	19	11	.633	42	21	0	.667	L2
South Alabama*	18	11	.621	32	25	0	.561	L1
Georgia Southern*	18	11	.621	30	26	0	.536	L1
Georgia State*	10	19	.345	26	29	0	.473	L1
Appalachian State	9	21	.300	18	36	0	.333	W1

West Division	Conference			Overall				
	W	L	Pct.	W	L	T	PCT	Streak
UL-Lafayette!	18	12	.600	34	25	0	.576	L2
Texas State*	16	14	.533	30	28	1	.517	L1
Little Rock*	15	14	.517	29	27	0	.518	L2
Arkansas State*	11	19	.367	20	31	0	.392	L2
UTA*	11	19	.367	22	35	0	.386	L2
ULM*	10	20	.333	23	31	0	.426	L3

! - Denotes division champion

* - Denotes postseason tournament qualifier

TEAM BATTING

Team	G	AVG	AB	R	H	2B	3B	HR	BB	SO	SB-ATT
Troy	63	.296	2157	442	638	131	30	45	286	478	117-141
Coastal Carolina	62	.290	2118	499	614	145	12	81	359	506	84-112
Texas State	59	.264	1950	307	515	86	11	38	250	396	60-85
Georgia State	55	.262	1840	294	482	88	8	46	240	468	51-68
South Alabama	57	.261	1922	383	502	86	9	54	331	451	43-60
UTA	57	.260	1962	262	510	85	17	42	223	408	31-45
Little Rock	56	.257	1880	277	483	90	13	43	165	464	67-99
Arkansas State	52	.253	1792	291	453	93	13	41	229	473	25-35
ULM	54	.251	1786	308	448	78	8	36	237	427	73-101
Georgia Southern	56	.248	1832	282	455	81	7	27	199	505	50-71
UL-Lafayette	59	.242	1950	290	472	88	16	29	182	461	89-115
Appalachian State	54	.209	1771	190	371	93	10	27	178	482	41-50

TEAM PITCHING

Team	G	ERA	W	L	SV	IP	H	R	ER	BB	SO
Troy	63	3.90	42	21	15	555.2	518	280	241	230	524
Coastal Carolina	62	4.03	43	19	14	551.2	475	291	247	280	540
Texas State	59	4.32	30	28	13	515.0	485	285	247	244	406
UL-Lafayette	59	4.49	34	25	16	534.2	528	304	267	219	454
Little Rock	56	4.61	28	28	11	496.0	471	289	254	240	471
Georgia Southern	56	4.71	30	26	12	495.1	484	299	259	220	469
Appalachian State	54	4.89	18	36	10	465.2	482	296	253	217	430
UTA	57	4.95	22	35	10	508.2	566	339	280	239	389
South Alabama	57	5.13	32	25	10	491.1	503	330	280	233	455
Georgia State	55	5.22	26	29	11	489.2	492	346	284	282	434
Arkansas State	52	6.01	20	32	7	461.0	486	361	308	239	363
ULM	54	6.15	23	31	11	470.0	532	355	321	229	398

INDIVIDUAL BATTING (Minimum 2.0 AB/Team Game)

Player, Team	G	AVG	AB	R	H	RBI	2B	3B	HR	BB
Joey Denison, TROY	63	.393	247	64	97	81	25	3	6	29
Matt Sanders, TROY	63	.378	262	90	99	28	19	4	5	44
Kyle MacDonald, ASU	51	.346	191	50	66	50	12	2	15	39
Brandon Bell, GSU	36	.333	132	20	44	26	5	1	5	22
Johnny DeLaCruz, ULM	54	.332	211	44	70	24	18	0	2	20
Drew Frederic, TROY	63	.331	242	63	80	54	20	3	7	35
Dylan Hardy, USA	57	.331	239	59	79	27	11	2	4	27
Parker Chavers, CCU	62	.323	217	48	70	42	15	1	7	39
Rigsby Mosley, TROY	57	.322	202	37	65	51	12	5	5	25
Nick Gatewood, GSU	52	.322	199	37	64	49	10	0	13	24
Daniel Lahare, ULL	56	.321	215	50	69	21	12	4	4	23
Jeremy Brown, ASU	48	.316	193	30	61	28	20	1	4	21
Jaylen Hubbard, TXST	59	.313	227	34	71	34	10	3	3	24
Gavin Bourgeois, ULL	59	.311	222	46	69	38	14	1	3	18
Brandon Lockridge, TROY	63	.309	243	50	75	39	16	7	4	37

INDIVIDUAL PITCHING (Minimum 1.0 IP/Team Game)

Team	G	ERA	W-L	SV	IP	H	R	ER	BB	SO
Cole Whitney, GS	26	1.90	4-1	2	61.2	43	18	13	26	53
Colten Schmidt, ULL	16	2.45	7-0	0	106.1	83	31	29	9	90
Andrew Crane, TROY	16	2.74	7-4	0	98.2	87	34	30	34	87
Hunter Gaddis, GSU	17	2.95	9-4	0	100.2	95	41	33	24	98
Nicholas Frazee, TXST	14	2.97	6-4	0	78.2	63	30	26	26	71
Brian Eichhorn, GS	14	3.15	4-3	0	88.2	70	40	31	29	106
Justin Garcia, LR	36	3.38	4-5	10	58.2	46	29	22	26	80
Tyler Carr, USA	15	3.53	9-3	0	94.1	100	46	37	22	64
Connor Reich, TXST	15	3.57	6-3	0	85.2	87	47	34	30	63
CJ Carter, TROY	32	3.75	8-6	8	69.2	55	39	29	23	90

2018 Sun Belt All-Conference Teams

First Team All-Sun Belt Conference

Jason Bilous (Coastal Carolina, Junior, SP)
 Brian Eichhorn (Georgia Southern, Junior, SP)
 Colten Schmidt (UL-Lafayette, Senior, SP)
 Justin Garcia (Little Rock, Senior, RP)
 Nick Gatewood (Georgia State, Junior, C)
 Cory Wood (Coastal Carolina, Sophomore, 2B)
 Seth Lancaster (Coastal Carolina, Senior, SS)
 Drew Frederic (Troy, Sophomore, 3B)
 Dylan Hardy (South Alabama, Junior, OF)
 Travis Swaggerty (South Alabama, Junior, OF)
 Joey Dennison (Troy, Senior, OF)
 Jeremy Brown (Arkansas State, Senior, UTIL)
 Zach Biermann (Coastal Carolina, Junior, DH)

Second Team All-Sun Belt Conference

Hunter Gaddis (Georgia State, Sophomore, SP)
 Tyler Carr (South Alabama, Senior, SP)
 Andrew Crane (Troy, Senior, SP)
 Matt Eardensohn (Coastal Carolina, Junior, RP)
 Carter Perkins (South Alabama, Junior, C)
 Kyle MacDonald (Arkansas State, Junior, 1B)
 Jonathan Ortega (Texas State, Junior, 2B)
 Matt Sanders (Troy, Senior, SS)
 Brendan Donovan (South Alabama, Junior, 3B)
 Parker Chavers (Coastal Carolina, Freshman, OF)
 Daniel Lahare (UL-Lafayette, Junior, OF)
 Rigsby Mosley (Troy, Freshman, OF)
 Kennon Fontenot (UL-Lafayette, Senior, UTIL)
 Ryan Glass (Georgia State, Freshman, DH)

Community Coffee Player of the Year

Joey Denison (Troy, Senior, OF)

Community Coffee Pitcher of the Year

Colten Schmidt (UL-Lafayette, Senior, SP)

Community Coffee Freshman of the Year

Rigsby Mosley (Troy, Freshman, OF)

Community Coffee Newcomer of the Year

Kyle MacDonald (Arkansas State, Junior, 1B)

Community Coffee Ron Maestri Coach of the Year

Gary Gilmore, Coastal Carolina

SUN BELT TOURNAMENT RESULTS

Lafayette, La.

Tuesday, May 22 (First Round)

(7) Little Rock 2, (10) Georgia State 1
 (8) UTA 5, (9) Arkansas State 4, 10 innings

Wednesday, May 23

(4) South Alabama 5, (5) Georgia Southern 3
 (1) Coastal Carolina 12, (8) UTA 2, 8 innings
 (3) Troy 5, (6) Texas State 1

Thursday, May 24

(2) UL-Lafayette 19, (7) Little Rock 16
 (5) Georgia Southern 3, (8) UTA 1
 (6) Texas State 6, (7) Little Rock 3
 (1) Coastal Carolina 16, (4) South Alabama 4
 (3) Troy 10, (2) UL-Lafayette 1

Friday, May 25

(4) South Alabama 12, (5) Georgia Southern 0, 7 inn.
 (6) Texas State 11, (2) UL-Lafayette 1, 7 innings

Saturday, May 26

(1) Coastal Carolina 3, (4) South Alabama 1
 (3) Troy 10, (6) Texas State 0, 7 innings

Sunday, May 27 - Championship

(1) Coastal Carolina 11, (3) Troy 6

2018 GAME-BY-GAME RESULTS

Opponent	Date	Score	R-H-E / R-H-E	Inns	Overall	Sun Belt	Pitcher of Record	Attend	Time
EASTERN ILLINOIS	2/16/18	W 4-3	4-9-1 / 3-10-2	(10)	1-0-0	0-0-0	Curtis (W 1-0)	874	6:22
EASTERN ILLINOIS	2/16/18	W 7-6	7-9-3 / 6-5-3	9	2-0-0	0-0-0	Dunn (W 1-0)	874	3:40
EASTERN ILLINOIS	2/18/18	5-6 L	5-9-0 / 6-13-1	9	2-1-0	0-0-0	Backofen (L 0-1)	869	3:10
NORTHWESTERN STATE	2/20/18	W 11-6	11-6-2 / 6-8-3	9	3-1-0	0-0-0	Beal (W 1-0)	1056	3:28
NORTHERN KENTUCKY	2/23/18	W 13-10	13-13-3 / 10-11-0	9	4-1-0	0-0-0	Olaughlin (W 1-0)	925	2:50
NORTHERN KENTUCKY	2/23/18	W 9-5	9-8-0 / 5-7-2	9	5-1-0	0-0-0	Jeans (W 1-0)	925	2:45
NORTHERN KENTUCKY	2/24/18	W 21-9	21-16-1 / 9-9-4	9	6-1-0	0-0-0	Backofen (W 1-1)	947	3:34
at Jackson State	2/27/18	2-7 L	2-4-0 / 7-11-1	9	6-2-0	0-0-0	Beal (L 1-1)	74	2:37
at Southern Illinois	3/2/18	W 5-4	5-9-2 / 4-7-3	9	7-2-0	0-0-0	Gray (W 1-0)	376	2:00
at Southern Illinois	3/3/18	W 13-7	13-11-1 / 7-18-2	9	8-2-0	0-0-0	Morrison (W 1-0)	647	3:41
at Southern Illinois	3/4/18	W 7-4	7-8-1 / 4-15-2	9	9-2-0	0-0-0	Dunn (W 2-0)	563	3:30
LOUISIANA TECH	3/7/18	0-7 L	0-5-2 / 7-12-0	9	9-3-0	0-0-0	Beal (L 1-2)	2091	3:00
at Stephen F. Austin	3/9/18	W 9-7	9-10-2 / 7-6-2	9	10-3-0	0-0-0	Hebert (W 2-0)	312	3:58
at Stephen F. Austin	3/10/18	7-10 L	7-14-0 / 10-14-2	9	10-4-0	0-0-0	Hendrix (L 0-1)	269	3:16
at Stephen F. Austin	3/11/18	11-13 L	11-13-2 / 13-12-1	9	10-5-0	0-0-0	Childress (L 0-1)	308	3:58
at Northwestern State	3/13/18	3-14 L	3-2-0 / 14-13-3	9	10-6-0	0-0-0	Trichel (L 0-1)	574	3:17
*at South Alabama	3/17/18	3-5 L	3-4-0 / 5-7-0	9	10-7-0	0-1-0	Gray (L 1-1)	0	2:43
*at South Alabama	3/17/18	0-6 L	0-4-2 / 6-7-1	9	10-8-0	0-2-0	Jeans (L 1-1)	1617	2:48
*at South Alabama	3/18/18	W 12-6	12-11-1 / 6-12-1	8	11-8-0	1-2-0	Dunn (W 2-0)	1429	3:04
at Louisiana Tech	3/21/18	1-6 L	1-2-1 / 6-8-2	9	11-9-0	1-2-0	Trichel (L 0-2)	1921	2:42
*ARKANSAS STATE	3/23/18	W 2-0	2-8-0 / 0-3-3	9	12-9-0	2-2-0	Beal (W 2-2)	1152	2:42
*ARKANSAS STATE	3/24/18	7-31 L	7-11-2 / 31-26-1	9	12-10-0	2-3-0	Jeans (L 1-2)	1369	3:46
*ARKANSAS STATE	3/25/18	W 4-0	4-7-1 / 0-6-0	9	13-10-0	3-3-0	Curtis (W 2-0)	858	2:50
JACKSON STATE	3/27/18	W 10-7	10-11-2 / 7-12-3	9	14-10-0	3-3-0	Morrison (W 2-0)	915	3:27
*at UTA	3/29/18	2-5 L	2-3-1 / 5-8-1	9	14-11-0	3-4-0	Hebert (L 2-1)	338	2:44
*at UTA	3/30/18	0-5 L	0-5-1 / 5-9-1	9	14-12-0	3-5-0	Beal (L 2-3)	520	2:58
*at UTA	3/31/18	W 2-0	2-3-1 / 5-8-1	9	15-12-0	4-5-0	Dunn (W 3-0)	511	2:30
at #5 Arkansas	4/3/18	9-10 L	9-7-2 / 10-12-4	(10)	15-13-0	4-5-0	Curtis (L 2-1)	6682	4:14
at #5 Arkansas	4/4/18	0-4 L	0-7-0 / 4-8-0	9	15-14-0	4-5-0	Hebert (L 2-2)	6963	2:36
*TEXAS STATE	4/7/18	2-8 L	2-12-2 / 8-10-0	9	15-15-0	4-6-0	Dunn (L 3-1)	869	3:33
*TEXAS STATE	4/8/18	W 3-2	3-3-0 / 2-5-0	9	16-15-0	5-6-0	Gray (W 2-1)	971	2:51
*TEXAS STATE	4/8/18	W 1-0	1-1-0 / 0-7-3	9	17-15-0	6-6-0	Curtis (W 3-1)	971	2:25
*at Little Rock	4/14/18	4-7 L	4-7-3 / 7-3-1	9	17-16-0	6-7-0	Beal (L 2-4)	98	2:51
*at Little Rock	4/14/18	2-3 L	2-4-3 / 3-6-2	9	17-17-0	6-8-0	Jeans (L 1-3)	127	2:56
*at Little Rock	4/15/18	5-6 L	5-11-1 / 6-9-1	9	17-18-0	6-9-0	Gray (L 2-2)	138	2:54
at Grambling State	4/17/18	7-9 L	7-15-1 / 9-11-2	9	17-19-0	6-9-0	Morrison (L 2-1)	173	3:41
*APPALACHIAN STATE	4/20/18	1-4 L	1-6-1 / 4-7-2	9	17-20-0	6-10-0	Beal (L 2-5)	834	2:59
*APPALACHIAN STATE	4/21/18	W 5-0	5-8-0 / 0-5-0	9	18-20-0	7-10-0	Jeans (W 2-3)	816	2:31
*APPALACHIAN STATE	4/21/18	1-4 L	1-5-2 / 4-7-0	9	18-21-0	7-11-0	Olaughlin (L 1-1)	816	2:57
MCNEESE STATE	4/24/18	3-7 L	3-6-3 / 7-15-2	(11)	18-22-0	7-11-0	Gray (L 2-3)	1441	3:50
*at #16 Coastal Carolina	4/27/18	4-14 L	4-7-0 / 14-13-1	9	18-23-0	7-12-0	Beal (L 2-6)	1318	3:21
*at #16 Coastal Carolina	4/28/18	4-11 L	4-5-2 / 11-11-1	9	18-24-0	7-13-0	Jeans (L 2-4)	1246	3:12
*at #16 Coastal Carolina	4/29/18	16-17 L	16-16-1 / 17-20-1	9	18-25-0	7-14-0	Martin (L 0-1)	1239	4:56
GRAMBLING STATE	5/1/18	W 16-2	16-17-0 / 2-7-0	9	19-25-0	7-14-0	Trichel (W 1-2)	1293	3:20
*GEORGIA STATE	5/5/18	W 9-6	9-15-2 / 6-10-1	9	20-25-0	8-14-0	Beal (W 3-6)	995	3:08
*GEORGIA STATE	5/5/18	W 11-2	11-9-2 / 2-7-3	9	21-25-0	9-14-0	Jeans (W 3-4)	995	2:59
*GEORGIA STATE	5/6/18	W 9-4	9-8-2 / 4-6-2	9	22-25-0	10-14-0	Olaughlin (W 2-1)	969	2:46
*TROY	5/11/18	1-8 L	1-9-1 / 8-11-2	9	22-26-0	10-15-0	Jeans (L 3-5)	933	2:52
*TROY	5/12/18	2-7 L	2-6-1 / 7-14-2	9	22-27-0	10-16-0	Beal (L 3-7)	831	3:42
*TROY	5/13/18	2-4 L	2-8-1 / 4-8-0	9	22-28-0	10-17-0	Olaughlin (L 2-2)	934	2:33
at McNeese State	5/15/18	W 10-7	10-8-0 / 7-12-3	9	23-28-0	10-17-0	Childress (W 1-1)	693	4:12
*at UL-Lafayette	5/17/18	3-4 L	3-9-3 / 4-10-1	(10)	23-29-0	10-18-0	Curtis (L 3-2)	4671	3:25
*at UL-Lafayette	5/18/18	6-9 L	6-12-2 / 9-12-1	9	23-30-0	10-19-0	Beal (L 3-8)	5244	3:28
*at UL-Lafayette	5/19/18	2-7 L	2-9-1 / 7-13-0	9	23-31-0	10-20-0	Olaughlin (L 2-3)	4720	2:24

2018 OVERALL STATISTICS

OVERALL RECORD: 23-31 HOME: 16-10 AWAY: 7-21 SUN BELT: 10-20

All Games Sorted by Batting Average

PLAYER	AVG	GP-GS	AB	R	H	2B	3B	HR	RBI	TB	SLG%	BB	HBP	SO	GDP	OB%	SF	SHSB-ATT	PO	A	E	FLD%	
DeLaCruz, Johnny	.332	54-53	211	44	70	18	0	2	24	94	.445	20	3	34	2	.389	5	6	12-14	110	4	3	.974
Bell, Chad	.283	54-54	205	37	58	13	3	7	40	98	.478	26	10	61	3	.387	2	2	6-9	192	72	4	.985
Jordan, Joey	.262	48-47	168	26	44	6	0	1	20	53	.315	20	3	40	0	.351	0	3	12-18	74	129	18	.919
Francis, Turner	.259	53-49	174	33	45	5	0	4	23	62	.356	32	4	30	3	.382	2	4	7-10	89	6	3	.969
Jordan, Brendan	.240	48-46	154	13	37	3	1	2	21	48	.312	22	4	30	6	.348	1	2	5-6	250	20	2	.993
Barrett, Braedon	.235	53-53	187	44	44	11	2	5	32	74	.396	38	6	42	1	.379	1	3	12-17	135	3	1	.993
Lacoste, Peyton	.222	50-47	167	22	37	4	0	5	32	56	.335	19	7	51	2	.318	5	4	4-4	29	79	15	.878
Hemphill, Spencer	.183	49-44	142	23	26	6	0	5	24	47	.331	30	7	44	5	.346	3	4	1-2	336	32	4	.989

Marucci, Gino	.514	14-9	37	11	19	3	2	1	11	29	.784	4	0	5	0	.561	0	1	0-1	17	0	0	1.000
Khan, Pierce	.256	37-23	78	14	20	0	0	1	8	23	.295	8	2	13	5	.333	2	3	4-7	24	47	4	.947
Daniels, Will	.250	32-19	80	11	20	5	0	1	16	28	.350	4	11	15	2	.368	0	2	3-4	26	1	0	1.000
Benjamin, Evian	.200	22-6	30	7	6	1	0	0	4	7	.233	4	2	8	0	.333	0	2	2-3	13	1	0	1.000
Harper, Cade	.178	33-16	73	11	13	2	0	1	12	18	.247	3	5	27	1	.256	1	0	1-1	0	0	1	.000
McGehee, Brady	.138	17-8	29	2	4	0	0	0	3	4	.138	2	0	8	1	.194	0	4	2-2	7	20	1	.964
Charron, Jacob	.114	22-10	35	6	4	0	0	1	2	7	.200	3	2	10	1	.225	0	3	0-1	68	5	1	.986
Barefoot, Brian	.077	29-2	13	4	1	1	0	0	0	2	.154	2	1	6	0	.250	0	0	2-2	10	11	3	.875
Jolley, Tanner	.000	3-0	3	0	0	0	0	0	0	0	.000	0	0	3	0	.000	0	0	0-0	0	0	0	.000
Totals	.251	54-54	1786	308	448	78	8	36	272	650	.364	237	67	247	32	.356	22	43	73-101	1410	490	68	.965
Opponents	.286	54-54	1860	355	532	108	9	54	316	820	.441	229	59	398	21	.377	25	28	88-112	1428	507	79	.961

LOB - Team (419), Opp (436).

DPs turned - Team (34), Opp (42).

All Games Sorted by Earned Run Average

PLAYER	ERA	W-L	APP-GS	CG	SHO	SV	IP	H	R	ER	BB	SO	2B	3B	HR	AB	B/AVG	WP	HBP	BK	SFA	SHA
Jeans, Trey	5.20	3-5	15-14	0	0/1	0	62.1	58	43	36	40	67	15	0	3	236	.246	8	5	0	1	3
Olaughlin, Justin	5.22	2-3	13-13	0	0/2	0	58.2	73	40	34	9	32	19	1	7	244	.299	2	5	0	3	5
Beal, Chase	6.50	3-8	13-13	0	0/1	0	54.0	57	45	39	32	43	14	2	4	214	.266	9	7	0	3	2

Curtis, Keegan	2.88	3-2	20-0	0	0/4	7	34.1	25	12	11	11	47	7	0	2	123	.203	4	3	0	0	5
Dunn, Miles	4.28	4-1	29-0	0	0/2	1	40.0	42	23	19	3	24	7	1	4	156	.269	0	6	0	0	6
Morrison, Stephen	5.11	2-1	10-4	0	0/0	1	24.2	29	17	14	19	8	7	0	4	98	.296	1	3	0	2	0
Martin, Derek	5.45	0-1	19-1	0	0/3	1	38.0	41	25	23	14	34	10	2	4	149	.275	2	4	0	3	2
Foust, Robert	5.54	0-0	9-0	0	0/0	0	13.0	12	8	8	9	14	5	0	0	49	.245	0	0	1	0	0
Gray, Cole	6.60	2-3	21-0	0	0/1	1	30.0	28	24	22	28	31	2	0	3	112	.250	9	10	1	0	2
Trichel, Cole	6.60	1-2	8-3	0	0/0	0	15.0	19	11	11	10	12	3	0	1	57	.333	4	5	0	1	0
Childress, Kolton	7.40	1-1	17-0	0	0/0	0	20.2	25	17	17	15	28	6	0	2	82	.305	7	1	0	3	0
Hebert, Richard	9.00	1-2	12-1	0	0/0	0	25.0	32	28	25	17	22	4	1	6	104	.308	3	3	2	2	1
Hendrix, Cole	9.95	0-1	7-1	0	0/0	0	12.2	22	14	14	5	8	2	0	3	57	.386	4	2	2	0	1
Backofen, Kyle	10.16	1-1	14-4	0	0/0	0	36.1	63	41	41	10	25	6	2	11	159	.396	2	4	0	6	1
Cash, Cody	11.81	0-0	4-0	0	0/0	0	5.1	6	7	7	7	3	1	0	0	20	.300	6	1	0	1	0
Totals	6.15	23-31	54-54	0	5/5	11	470.0	532	355	321	229	398	108	9	54	1860	.286	61	59	6	25	28
Opponents	4.86	31-23	54-54	0	4/4	12	476.0	448	308	257	237	427	78	8	36	1786	.251	53	67	3	22	43

PB - Team (18), Hemphill 17, Charron 1, Opp (13).

Pickoffs - Team (13), Hemphill 5, Jeans 2, Trichel 1, Morrison 1, Gray 1, Curtis 1, Charron 1, Backofen 1, Opp (7).

2018 SUN BELT STATISTICS

OVERALL RECORD: 23-31 HOME: 16-10 AWAY: 7-21 SUN BELT: 10-20

All Games Sorted by Batting Average

PLAYER	AVG	GP-GS	AB	R	H	2B	3B	HR	RBI	TB	SLG%	BB	HBP	SO	GDP	OB%	SF	SHSB-ATT	PO	A	E	FLD%	
DeLaCruz, Johnny	.332	54-53	211	44	70	18	0	2	24	94	.445	20	3	34	2	.389	5	6	12-14	110	4	3	.974
Bell, Chad	.283	54-54	205	37	58	13	3	7	40	98	.478	26	10	61	3	.387	2	2	6-9	192	72	4	.985
Jordan, Joey	.262	48-47	168	26	44	6	0	1	20	53	.315	20	3	40	0	.351	0	3	12-18	74	129	18	.919
Francis, Turner	.259	53-49	174	33	45	5	0	4	23	62	.356	32	4	30	3	.382	2	4	7-10	89	6	3	.969
Jordan, Brendan	.240	48-46	154	13	37	3	1	2	21	48	.312	22	4	30	6	.348	1	2	5-6	250	20	2	.993
Barrett, Braedon	.235	53-53	187	44	44	11	2	5	32	74	.396	38	6	42	1	.379	1	3	12-17	135	3	1	.993
Lacoste, Peyton	.222	50-47	167	22	37	4	0	5	32	56	.335	19	7	51	2	.318	5	4	4-4	29	79	15	.878
Hemphill, Spencer	.183	49-44	142	23	26	6	0	5	24	47	.331	30	7	44	5	.346	3	4	1-2	336	32	4	.989

Marucci, Gino	.514	14-9	37	11	19	3	2	1	11	29	.784	4	0	5	0	.561	0	1	0-1	17	0	0	1.000
Khan, Pierce	.256	37-23	78	14	20	0	0	1	8	23	.295	8	2	13	5	.333	2	3	4-7	24	47	4	.947
Daniels, Will	.250	32-19	80	11	20	5	0	1	16	28	.350	4	11	15	2	.368	0	2	3-4	26	1	0	1.000
Benjamin, Evian	.200	22-6	30	7	6	1	0	0	4	7	.233	4	2	8	0	.333	0	2	2-3	13	1	0	1.000
Harper, Cade	.178	33-16	73	11	13	2	0	1	12	18	.247	3	5	27	1	.256	1	0	1-1	0	0	1	.000
McGehee, Brady	.138	17-8	29	2	4	0	0	0	3	4	.138	2	0	8	1	.194	0	4	2-2	7	20	1	.964
Charron, Jacob	.114	22-10	35	6	4	0	0	1	2	7	.200	3	2	10	1	.225	0	3	0-1	68	5	1	.986
Barefoot, Brian	.077	29-2	13	4	1	1	0	0	0	2	.154	2	1	6	0	.250	0	0	2-2	10	11	3	.875
Jolley, Tanner	.000	3-0	3	0	0	0	0	0	0	0	.000	0	0	3	0	.000	0	0	0-0	0	0	0	.000
Totals	.251	54-54	1786	308	448	78	8	36	272	650	.364	237	67	247	32	.356	22	43	73-101	1410	490	68	.965
Opponents	.286	54-54	1860	355	532	108	9	54	316	820	.441	229	59	398	21	.377	25	28	88-112	1428	507	79	.961

LOB - Team (419), Opp (436).

DPs turned - Team (34), Opp (42).

All Games Sorted by Earned Run Average

PLAYER	ERA	W-L	APP-GS	CG	SHO	SV	IP	H	R	ER	BB	SO	2B	3B	HR	AB	B/AVG	WP	HBP	BK	SFA	SHA
Jeans, Trey	5.20	3-5	15-14	0	0/1	0	62.1	58	43	36	40	67	15	0	3	236	.246	8	5	0	1	3
Olaughlin, Justin	5.22	2-3	13-13	0	0/2	0	58.2	73	40	34	9	32	19	1	7	244	.299	2	5	0	3	5
Beal, Chase	6.50	3-8	13-13	0	0/1	0	54.0	57	45	39	32	43	14	2	4	214	.266	9	7	0	3	2

Curtis, Keegan	2.88	3-2	20-0	0	0/4	7	34.1	25	12	11	11	47	7	0	2	123	.203	4	3	0	0	5
Dunn, Miles	4.28	4-1	29-0	0	0/2	1	40.0	42	23	19	3	24	7	1	4	156	.269	0	6	0	0	6
Morrison, Stephen	5.11	2-1	10-4	0	0/0	1	24.2	29	17	14	19	8	7	0	4	98	.296	1	3	0	2	0
Martin, Derek	5.45	0-1	19-1	0	0/3	1	38.0	41	25	23	14	34	10	2	4	149	.275	2	4	0	3	2
Foust, Robert	5.54	0-0	9-0	0	0/0	0	13.0	12	8	8	9	14	5	0	0	49	.245	0	0	1	0	0
Gray, Cole	6.60	2-3	21-0	0	0/1	1	30.0	28	24	22	28	31	2	0	3	112	.250	9	10	1	0	2
Trichel, Cole	6.60	1-2	8-3	0	0/0	0	15.0	19	11	11	10	12	3	0	1	57	.333	4	5	0	1	0
Childress, Kolton	7.40	1-1	17-0	0	0/0	0	20.2	25	17	17	15	28	6	0	2	82	.305	7	1	0	3	0
Hebert, Richard	9.00	1-2	12-1	0	0/0	0	25.0	32	28	25	17	22	4	1	6	104	.308	3	3	2	2	1
Hendrix, Cole	9.95	0-1	7-1	0	0/0	0	12.2	22	14	14	5	8	2	0	3	57	.386	4	2	2	0	1
Backofen, Kyle	10.16	1-1	14-4	0	0/0	0	36.1	63	41	41	10	25	6	2	11	159	.396	2	4	0	6	1
Cash, Cody	11.81	0-0	4-0	0	0/0	0	5.1	6	7	7	7	3	1	0	0	20	.300	6	1	0	1	0
Totals	6.15	23-31	54-54	0	5/5	11	470.0	532	355	321	229	398	108	9	54	1860	.286	61	59	6	25	28
Opponents	4.86	31-23	54-54	0	4/4	12	476.0	448	308	257	237	427	78	8	36	1786	.251	53	67	3	22	43

PB - Team (18), Hemphill 17, Charron 1, Opp (13).

Pickoffs - Team (13), Hemphill 5, Jeans 2, Trichel 1, Morrison 1, Gray 1, Curtis 1, Charron 1, Backofen 1, Opp (7).



**2018 ULM Warhawk Baseball
Games Summary for UL MONROE (as of May 21, 2018)
(All games)**



Score by innings	1	2	3	4	5	6	7	8	9	EX	Total
UL MONROE	40	50	34	36	21	37	23	30	35	2	308
Opponents	32	34	64	35	50	40	32	32	29	7	355

Record when ...

Overall	23-31	After 6 leading	16-2
Conference	10-20 trailing	3-28
Non-Conference	13-11 tied	4-1
Home games	16-10	After 7 leading	17-1
Away games	7-21 trailing	3-29
Neutral site	0-0 tied	3-1
Day games	17-18	After 8 leading	19-1
Night games	6-13 trailing	2-29
vs Left starter	7-9 tied	1-1
vs Right starter	16-22		
1-Run games	5-6	Hit 0 home runs	11-18
2-Run games	3-4	... 1 home run	8-10
5+Run games	8-13	... 2+ home runs	4-3
Extra innings	1-3		
Shutouts	5-4	Opponent 0 home runs	15-9
	 1 home run	5-12
	 2+ HRs	3-10
Scoring 0-2 runs	3-15		
..... 3-5 runs	5-9	Made 0 errors	7-7
..... 6-9 runs	6-5	... 1 error	7-11
..... 10+ runs	9-2	... 2+ errors	9-13
Opponent 0-2 runs	8-0		
..... 3-5 runs	5-9	Opp. made 0 errors	6-7
..... 6-9 runs	9-14 1 error	2-14
..... 10+ runs	1-8 2+ errors	15-10
Scored in 1st inning	9-10	Out-hit opponent	14-5
Opp. scored in 1st	7-10	Out-hit by opponent	9-23
Scores first	16-12	Hits are tied	0-3
Opp. scores first	7-19		

Record when team scores:

Runs	0	1	2	3	4	5	6	7	8	9	10+
W-L	0-4	1-4	2-7	1-4	2-3	2-2	0-1	2-3	0-0	4-1	9-2

Record when opponent scores:

Runs	0	1	2	3	4	5	6	7	8	9	10+
W-L	5-0	0-0	3-0	1-1	3-5	1-3	4-4	4-6	0-2	1-2	1-8

Record when leading after:

Inn.	1	2	3	4	5	6	7	8
W-L	8-9	15-9	15-5	14-4	15-3	16-2	17-1	19-1

Record when trailing after:

Inn.	1	2	3	4	5	6	7	8
W-L	2-7	1-15	4-19	4-23	5-24	3-28	3-29	2-29

Record when tied after:

Inn.	1	2	3	4	5	6	7	8
W-L	13-15	7-7	4-7	5-4	3-4	4-1	3-1	1-1

Current losing streak: 3

Longest winning streak: 5

Longest losing streak: 5

Home attendance : 26523 (26 dates avg = 1020)

Away attendance : 42771 (28 dates avg = 1527)

Total attendance: 69294 (54 dates avg = 1283)

2018 ULM Warhawk Baseball
Team Game-by-Game for UL MONROE (as of May 21, 2018)
Batting (All games)

Date	Opponent	ab	r	h	ai	2b	3b	hr	tb	bb	ibb	sh	cs	hbp	roc	sf	opb	k	po	a	e	lob	avg
Feb 16	EASTERN ILLINOIS	34	7	9	7	2	0	0	11	5	0	2	0	1	1	1	1	13	27	16	3	9	.265
Feb 18	EASTERN ILLINOIS	33	5	9	5	1	0	1	13	6	0	1	1	2	0	1	1	9	27	3	0	10	.269
Feb 16	EASTERN ILLINOIS	37	4	9	3	3	0	0	12	5	0	0	0	0	0	1	1	10	30	9	1	18	.260
Feb 20	NORTHWESTERN STA	27	11	6	6	2	0	1	11	10	0	0	0	2	2	1	0	8	27	10	2	7	.252
Feb 23	NORTHERN KENTUCK	35	13	13	13	5	0	3	27	5	0	4	0	3	0	1	0	6	27	18	3	7	.277
Feb 23	NORTHERN KENTUCK	31	9	8	8	3	0	0	11	11	0	0	0	0	0	0	1	7	27	6	0	9	.274
Feb 24	NORTHERN KENTUCK	41	21	16	16	6	1	2	30	9	0	7	0	7	0	0	1	7	27	7	1	12	.294
Feb 27	at Jackson State	30	2	4	2	0	0	1	7	4	0	0	0	0	0	1	0	5	24	11	0	6	.276
Mar 02	at Southern Miss	38	5	9	4	2	0	0	11	2	0	1	0	0	1	0	0	8	27	18	2	9	.271
Mar 03	at Southern Illinois	35	13	11	12	2	0	0	13	10	0	8	1	3	1	1	0	7	27	9	1	10	.276
Mar 04	at Southern Miss	33	7	8	6	1	0	0	9	4	0	3	1	0	2	0	1	6	27	7	1	5	.273
Mar 07	LOUISIANA TECH	29	0	5	0	0	0	0	5	3	0	0	0	0	0	0	3	8	27	11	2	5	.266
Mar 09	at Stephen F. Austin	34	9	10	9	4	0	1	17	11	0	4	2	1	0	1	0	9	27	6	2	11	.268
Mar 10	at Stephen F. Austin	39	7	14	6	0	0	0	14	5	0	1	0	1	0	2	0	7	24	14	0	13	.275
Mar 11	at Stephen F. Austin	40	11	13	11	3	0	1	19	18	0	2	0	1	0	0	1	8	24	18	2	13	.279
Mar 13	at Northwestern State	30	3	2	3	1	1	0	5	8	0	0	0	2	0	0	0	8	24	11	0	10	.267
Mar 17	at South Alabama	30	3	4	2	1	0	0	5	1	0	1	0	1	0	1	0	8	24	9	0	3	.260
Mar 17	at South Alabama	31	0	4	0	1	0	0	5	1	0	1	0	0	1	0	0	14	24	6	2	6	.254
Mar 18	at South Alabama	33	12	11	10	2	0	3	22	6	0	1	2	2	0	0	1	5	24	7	1	5	.258
Mar 21	at LOUISIANA TECH	31	1	2	1	0	0	0	2	3	0	0	0	1	0	0	0	5	24	10	1	7	.249
Mar 23	ARKANSAS STATE	28	2	8	2	1	1	0	11	8	0	0	1	1	1	1	1	6	27	7	0	5	.250
Mar 24	ARKANSAS STATE	36	7	11	7	1	0	1	15	6	0	0	0	2	0	1	2	5	27	6	2	11	.253
Mar 25	ARKANSAS STATE	30	4	7	4	8	0	1	10	3	0	0	0	2	1	0	2	9	27	12	1	6	.252
Mar 27	JACKSON STATE	35	10	11	6	4	1	1	20	4	0	3	0	1	1	1	0	4	27	16	2	8	.255
Mar 29	at UT Arlington	29	2	3	2	8	0	1	6	4	0	1	0	0	0	0	0	7	24	4	1	4	.250
Mar 30	at UT Arlington	31	0	5	0	0	0	0	5	4	0	0	1	0	0	0	0	12	24	11	1	8	.247
Mar 31	at UT Arlington	29	2	6	2	8	0	0	6	3	0	3	1	0	1	1	1	7	27	18	1	5	.245
Apr 03	at Arkansas	39	9	7	8	0	0	3	16	6	0	2	1	1	3	0	0	12	27	11	2	10	.242
Apr 04	at Arkansas	30	0	7	0	1	0	0	8	1	0	0	0	1	1	0	2	7	24	7	0	6	.242
Apr 07	TEXAS STATE	33	2	12	2	1	0	0	13	3	0	2	1	1	2	0	2	6	27	11	2	10	.246
Apr 08	TEXAS STATE	26	3	3	3	1	0	1	7	6	0	1	0	1	0	0	0	7	27	11	0	6	.243
Apr 08	TEXAS STATE	23	1	1	1	1	0	0	2	4	0	1	1	1	2	0	1	7	27	7	0	5	.238
Apr 14	at Little Rock	34	4	7	4	8	0	2	13	5	0	2	1	2	0	0	0	6	24	9	3	18	.237
Apr 14	at Little Rock	29	2	4	2	0	0	0	4	5	0	1	0	1	1	1	1	9	24	9	3	8	.235
Apr 15	at Little Rock	38	5	11	5	1	0	1	15	1	0	0	1	1	0	0	0	11	24	8	1	8	.237
Apr 17	at Grambling State	40	7	15	6	2	0	1	20	3	0	3	2	2	0	1	0	7	24	6	1	12	.241
Apr 20	APP STATE	33	1	6	0	1	0	0	7	2	0	0	1	0	2	0	0	9	27	7	1	9	.240
Apr 21	APP STATE	31	5	8	4	1	0	1	12	0	0	2	0	1	0	0	0	6	27	4	0	3	.240
Apr 21	APP STATE	30	1	5	1	2	0	1	10	2	0	0	0	3	1	0	1	8	27	7	2	8	.238
Apr 24	MCNEESE STATE	37	3	6	3	1	0	0	7	4	0	4	0	2	1	0	0	10	33	13	3	8	.236
Apr 27	at Coastal Carolina	31	4	7	4	2	0	0	9	1	0	0	0	2	1	1	0	7	24	3	0	5	.236
Apr 28	at Coastal Carolina	31	4	5	2	0	0	0	5	5	0	0	0	1	1	0	0	11	24	7	2	7	.234
Apr 29	at Coastal Carolina	40	16	16	15	2	1	2	26	7	0	1	2	3	0	2	0	6	26	5	1	9	.239
May 01	GRAMBLING STATE	39	16	17	15	2	1	3	30	8	0	2	0	3	0	0	1	9	27	12	0	10	.244
May 05	GEORGIA STATE	33	9	15	8	4	0	0	19	3	0	4	1	1	2	0	2	5	27	13	2	6	.249
May 06	GEORGIA STATE	29	11	9	7	1	0	0	10	3	0	0	0	2	4	1	0	6	27	6	2	4	.250
May 06	GEORGIA STATE	30	9	8	8	3	0	1	14	7	0	2	2	0	1	0	0	7	27	11	2	5	.250
May 11	TROY	35	1	9	1	1	0	1	13	4	0	0	1	0	1	0	1	12	27	10	1	12	.251
May 12	TROY	34	2	6	2	1	0	0	7	2	0	0	0	0	1	0	1	9	27	18	1	8	.249
May 13	TROY	32	2	8	2	0	0	1	11	2	0	0	2	0	0	0	1	6	27	8	1	5	.249
May 15	at McNeese State	30	10	8	8	8	2	1	15	6	0	0	1	4	4	1	0	10	27	18	0	8	.249
May 17	at Louisiana	40	3	9	3	1	0	0	10	1	1	1	0	0	0	0	0	12	28	8	3	8	.249
May 18	at Louisiana	36	6	12	6	2	0	0	14	3	0	1	1	1	2	0	1	6	24	14	2	9	.251
May 19	at Louisiana	34	2	9	2	2	0	0	11	0	0	1	0	0	1	0	1	8	24	15	1	6	.251
Totals		1786	388	448	272	78	8	36	650	237	1	73	28	67	43	22	32	427	1410	498	68	419	.251

2019 ULM Workweek Baseball
Team Game-by-Game for ULM MCNEESE (as of May 21, 2019)
Pitching (All games)

Date	Opponent	ip	h	r	er	bb	so	2b	3b	hr	avg	bk	ldp	2bp	score	w-l	sv	era	
Feb 16	EASTERN ILLINOIS	9.0	5	6	5	9	8	1	0	0	0	0	0	1	0	7-6	1-0	0	5.00
Feb 18	EASTERN ILLINOIS	9.0	13	6	6	3	10	3	0	1	1	0	0	0	0	5-6	1-1	0	5.50
Feb 16	EASTERN ILLINOIS	10.0	10	3	3	2	6	2	0	0	0	0	1	0	0	4-3	2-1	0	4.50
Feb 20	NORTHWESTERN STA	9.0	8	6	6	5	11	1	1	0	4	0	4	3	0	11-6	3-1	0	4.86
Feb 23	NORTHERN KENTUCK	9.0	11	10	9	1	5	4	0	3	0	0	1	0	0	13-10	4-1	1	5.67
Feb 23	NORTHERN KENTUCK	9.0	7	5	5	3	14	1	0	1	0	0	0	0	0	9-5	5-1	1	5.56
Feb 24	NORTHERN KENTUCK	9.0	9	9	9	2	8	1	0	2	0	0	4	1	0	21-9	6-1	1	6.05
Feb 27	at Jackson State	8.0	11	7	6	2	6	2	0	0	1	0	0	0	0	2-7	6-2	1	6.12
Mar 02	at Southern Illinois	9.0	7	4	1	4	9	1	0	0	1	0	0	0	0	5-4	7-2	2	5.56
Mar 03	at Southern Illinois	9.0	18	7	7	2	7	3	0	0	0	0	2	1	0	13-7	8-2	2	5.70
Mar 04	at Southern Illinois	9.0	15	4	4	4	8	2	0	0	1	0	0	1	0	7-4	9-2	2	5.55
Mar 07	LOUISIANA TECH	9.0	12	7	7	3	7	4	0	0	4	0	3	1	0	0-7	9-3	2	5.67
Mar 09	at Stephen F. Austin	9.0	6	7	5	6	9	1	0	1	1	0	2	0	0	9-7	10-3	3	5.62
Mar 10	at Stephen F. Austin	8.0	14	10	10	3	4	2	0	1	1	2	0	0	0	7-10	10-4	3	5.98
Mar 11	at Stephen F. Austin	8.0	12	13	12	6	8	4	1	1	2	0	2	0	0	11-13	10-5	3	6.43
Mar 13	at Northwestern State	8.0	13	14	14	4	6	3	0	1	5	0	3	0	0	3-14	10-6	3	6.96
Mar 17	at South Alabama	8.0	7	5	5	7	4	2	1	0	1	1	1	0	0	3-5	10-7	3	6.09
Mar 17	at South Alabama	8.0	7	6	6	6	10	2	0	0	1	0	0	0	0	0-6	10-8	3	6.88
Mar 18	at South Alabama	8.0	12	6	5	2	7	4	1	1	1	0	1	1	0	12-6	11-8	3	6.02
Mar 21	at LOUISIANA TECH	8.0	8	6	6	4	6	1	0	3	0	0	1	1	0	1-6	11-9	3	6.82
Mar 23	ARKANSAS STATE	9.0	3	0	0	3	11	1	0	0	0	0	3	0	0	2-0	12-9	4	6.48
Mar 24	ARKANSAS STATE	9.0	26	31	30	8	7	2	1	8	2	1	3	0	0	7-31	12-10	4	7.59
Mar 25	ARKANSAS STATE	9.0	6	0	0	1	9	1	0	0	0	0	2	0	0	4-0	13-10	4	7.24
Mar 27	JACKSON STATE	9.0	12	7	4	4	4	2	0	1	1	0	0	0	0	10-7	14-10	5	7.11
Mar 29	at UT Arlington	8.0	8	5	4	6	13	2	0	0	1	1	0	0	0	2-5	14-11	5	7.01
Mar 30	at UT Arlington	8.0	9	5	3	6	5	3	0	0	0	0	0	1	0	0-5	14-12	5	6.88
Mar 31	at UT Arlington	9.0	4	0	0	3	6	0	0	0	0	0	1	1	0	2-0	15-12	6	6.62
Apr 03	at Arkansas	9.0	12	10	8	7	3	1	0	1	1	0	3	1	0	9-10	15-13	6	6.67
Apr 04	at Arkansas	8.0	8	4	4	1	5	1	0	1	2	0	1	0	0	0-4	15-14	6	6.60
Apr 07	TEXAS STATE	9.0	10	8	6	7	8	2	0	1	0	0	0	1	0	2-8	15-15	6	6.58
Apr 08	TEXAS STATE	9.0	5	2	2	7	4	1	0	0	2	0	0	2	0	3-2	16-15	7	6.42
Apr 08	TEXAS STATE	9.0	7	0	0	0	6	1	0	0	0	0	0	1	0	1-0	17-15	7	6.22
Apr 14	at Little Rock	8.0	3	7	6	6	4	0	0	2	0	0	1	0	0	4-7	17-16	7	6.23
Apr 14	at Little Rock	8.0	6	3	1	1	11	2	0	0	2	0	3	0	0	2-3	17-17	7	6.09
Apr 15	at Little Rock	8.0	9	6	6	1	6	1	0	2	1	0	1	1	0	5-6	17-18	7	6.11
Apr 17	at Grambling State	8.0	11	9	9	7	8	3	0	2	1	0	2	0	0	7-9	17-19	7	6.21
Apr 20	APP STATE	9.0	7	4	4	2	7	0	0	2	1	0	0	1	0	1-4	17-20	7	6.15
Apr 21	APP STATE	9.0	5	0	0	1	9	1	0	0	0	0	0	0	0	5-0	18-20	8	5.98
Apr 21	APP STATE	9.0	7	4	3	2	11	1	0	2	1	0	1	0	0	1-4	18-21	8	5.90
Apr 24	MCNEESE STATE	11.0	15	7	6	8	8	3	0	1	1	0	0	1	0	3-7	18-22	8	5.87
Apr 27	at Coastal Carolina	8.0	13	14	14	12	9	4	1	3	1	0	0	0	1	4-14	18-23	8	6.09
Apr 28	at Coastal Carolina	8.0	11	11	10	8	7	3	0	1	0	0	1	2	0	4-11	18-24	8	6.21
Apr 29	at Coastal Carolina	8.2	20	17	17	7	7	6	0	4	2	0	2	0	0	16-17	18-25	8	6.47
May 01	GRAMBLING STATE	9.0	7	2	2	4	9	1	0	0	1	0	0	3	0	16-2	19-25	8	6.37
May 05	GEORGIA STATE	9.0	10	6	5	4	8	4	0	1	0	0	1	1	0	9-6	20-25	9	6.34
May 05	GEORGIA STATE	9.0	7	2	2	1	10	2	0	0	2	0	1	0	0	11-2	21-25	9	6.24
May 06	GEORGIA STATE	9.0	6	4	2	3	8	1	0	0	0	0	0	2	0	9-4	22-25	10	6.14
May 11	TROY	9.0	11	8	7	6	6	3	1	0	2	1	1	1	0	1-8	22-26	10	6.16
May 12	TROY	9.0	14	7	7	7	7	2	0	0	4	0	4	2	0	2-7	22-27	10	6.18
May 13	TROY	9.0	8	4	3	3	8	1	0	1	2	0	0	0	1	2-4	22-28	10	6.11
May 15	at McNeese State	9.0	12	7	7	8	7	1	0	2	4	0	0	2	0	10-7	23-28	11	6.13
May 17	at Louisiana	9.1	10	4	3	5	11	3	1	2	2	0	1	0	1	3-4	23-29	11	6.07
May 18	at Louisiana	8.0	12	9	8	1	1	3	0	1	1	0	2	0	0	6-9	23-30	11	6.12
May 19	at Louisiana	8.0	13	7	7	1	2	2	1	1	0	0	0	1	0	2-7	23-31	11	6.15
Totals		470.0	582	355	321	229	398	108	9	54	61	6	59	34	3	308-355	23-31	11	6.15



**2018 ULM Warhawk Baseball
Miscellaneous Stats for UL MONROE (as of May 21, 2018)
(All games)**



Multiple Hit Games	2	3	4	5+	Total
11 DeLaCruz, Johnny	11	7	2	-	20
19 Bell, Chad	8	4	2	-	14
25 Francis, Turner	8	4	-	-	12
10 Barrett, Braedon	8	1	1	-	10
5 Jordan, Joey	7	2	-	-	9
33 Lacoste, Peyton	9	-	-	-	9
12 Jordan, Brendan	8	1	-	-	9
21 Marucci, Gino	3	2	1	-	6
16 Daniels, Will	5	-	-	-	5
26 Hemphill, Spencer	3	-	-	-	3
41 Harper, Cade	2	1	-	-	3
18 Khan, Pierce	2	1	-	-	3
TEAM	74	23	6	0	103

Multiple RBI Games	2	3	4	5+	Total
19 Bell, Chad	7	5	-	-	12
10 Barrett, Braedon	4	2	-	2	8
33 Lacoste, Peyton	1	4	2	-	7
5 Jordan, Joey	5	1	-	-	6
12 Jordan, Brendan	6	-	-	-	6
26 Hemphill, Spencer	2	1	2	-	5
25 Francis, Turner	4	1	-	-	5
21 Marucci, Gino	3	1	-	-	4
11 DeLaCruz, Johnny	3	1	-	-	4
41 Harper, Cade	1	2	-	-	3
16 Daniels, Will	-	2	1	-	3
18 Khan, Pierce	2	-	-	-	2
2 Benjamin, Evian	-	1	-	-	1
TEAM	38	21	5	2	66

Hitting Streaks	Longest	Current
5 Jordan, Joey	10	2
11 DeLaCruz, Johnny	7	4
19 Bell, Chad	7	5
33 Lacoste, Peyton	7	1
21 Marucci, Gino	6	3
26 Hemphill, Spencer	6	1
12 Jordan, Brendan	5	-
25 Francis, Turner	5	5
10 Barrett, Braedon	5	-
18 Khan, Pierce	4	-
41 Harper, Cade	4	-
16 Daniels, Will	4	-
2 Benjamin, Evian	3	-
9 Charron, Jacob	2	2
3 McGehee, Brady	2	-
1 Barefoot, Brian	1	-

Reached Base Streaks	Longest	Current
33 Lacoste, Peyton	17	1
25 Francis, Turner	16	5
10 Barrett, Braedon	15	-
19 Bell, Chad	15	7
5 Jordan, Joey	12	2
11 DeLaCruz, Johnny	11	4
16 Daniels, Will	11	-
26 Hemphill, Spencer	10	1
12 Jordan, Brendan	7	-
41 Harper, Cade	6	-
21 Marucci, Gino	6	3
2 Benjamin, Evian	5	-
18 Khan, Pierce	5	-
9 Charron, Jacob	4	4
3 McGehee, Brady	2	-
1 Barefoot, Brian	2	-



2018 ULM Warhawk Baseball
Miscellaneous Stats for UL MONROE (as of May 21, 2018)
(All games)



Starting Lineup By Position
(Team W-L record when starter)

PITCHER:

42 Jeans, Trey	14	(7-7)
51 Beal, Chase	13	(3-10)
34 O'Laughlin, Justin	13	(7-6)
29 Backofen, Kyle	4	(2-2)
37 Morrison, Stephen	4	(1-3)
44 Trichel, Cole	3	(1-2)
20 Hebert, Richard	1	(0-1)
32 Martin, Derek	1	(1-0)
27 Hendrix, Cole	1	(1-0)

CATCHER:

26 Hemphill, Spencer	44	(19-25)
9 Charron, Jacob	10	(4-6)

FIRST BASE:

12 Jordan, Brendan	34	(16-18)
19 Bell, Chad	18	(7-11)
16 Daniels, Will	2	(0-2)

SECOND BASE:

19 Bell, Chad	26	(14-12)
18 Khan, Pierce	23	(7-16)
1 Barefoot, Brian	2	(1-1)
25 Francis, Turner	2	(0-2)
3 McGehee, Brady	1	(1-0)

THIRD BASE:

33 Lacoste, Peyton	45	(21-24)
19 Bell, Chad	9	(2-7)

SHORTSTOP:

5 Jordan, Joey	47	(21-26)
3 McGehee, Brady	7	(2-5)

LEFT FIELD:

25 Francis, Turner	45	(17-28)
21 Marucci, Gino	7	(4-3)
2 Benjamin, Evian	2	(2-0)

CENTER FIELD:

10 Barrett, Braedon	53	(22-31)
2 Benjamin, Evian	1	(1-0)

RIGHT FIELD:

11 DeLaCruz, Johnny	53	(23-30)
2 Benjamin, Evian	1	(0-1)

DESIGNATED HITTER:

16 Daniels, Will	17	(7-10)
41 Harper, Cade	16	(8-8)
12 Jordan, Brendan	12	(5-7)
2 Benjamin, Evian	2	(1-1)
21 Marucci, Gino	2	(0-2)
25 Francis, Turner	2	(2-0)
33 Lacoste, Peyton	2	(0-2)
19 Bell, Chad	1	(0-1)

Starting Lineup By Lineup Spot
(Team W-L record when starter)

LEADOFF:

10 Barrett, Braedon	20	(9-11)
19 Bell, Chad	11	(7-4)
25 Francis, Turner	11	(4-7)
5 Jordan, Joey	11	(3-8)
11 DeLaCruz, Johnny	1	(0-1)

2ND SPOT:

11 DeLaCruz, Johnny	42	(18-24)
10 Barrett, Braedon	8	(5-3)
5 Jordan, Joey	2	(0-2)
19 Bell, Chad	1	(0-1)
25 Francis, Turner	1	(0-1)

3RD SPOT:

19 Bell, Chad	18	(7-11)
25 Francis, Turner	14	(5-9)
26 Hemphill, Spencer	10	(7-3)
11 DeLaCruz, Johnny	4	(0-4)
33 Lacoste, Peyton	3	(2-1)
16 Daniels, Will	2	(0-2)
12 Jordan, Brendan	2	(1-1)
10 Barrett, Braedon	1	(1-0)

CLEANUP:

19 Bell, Chad	17	(7-10)
33 Lacoste, Peyton	15	(6-9)
26 Hemphill, Spencer	9	(4-5)
12 Jordan, Brendan	7	(4-3)
16 Daniels, Will	4	(2-2)
25 Francis, Turner	2	(0-2)

5TH SPOT:

12 Jordan, Brendan	16	(8-8)
33 Lacoste, Peyton	13	(5-8)
16 Daniels, Will	7	(4-3)
19 Bell, Chad	6	(2-4)
25 Francis, Turner	6	(3-3)
10 Barrett, Braedon	2	(0-2)
18 Khan, Pierce	2	(1-1)
26 Hemphill, Spencer	2	(0-2)

6TH SPOT:

12 Jordan, Brendan	14	(5-9)
25 Francis, Turner	11	(4-7)
33 Lacoste, Peyton	10	(6-4)
41 Harper, Cade	7	(5-2)
2 Benjamin, Evian	3	(2-1)
16 Daniels, Will	3	(0-3)
10 Barrett, Braedon	2	(0-2)
19 Bell, Chad	1	(0-1)
18 Khan, Pierce	1	(0-1)
26 Hemphill, Spencer	1	(1-0)
21 Marucci, Gino	1	(0-1)

7TH SPOT:

18 Khan, Pierce	15	(5-10)
21 Marucci, Gino	8	(4-4)
41 Harper, Cade	5	(1-4)
33 Lacoste, Peyton	5	(2-3)
12 Jordan, Brendan	5	(2-3)
26 Hemphill, Spencer	4	(1-3)
25 Francis, Turner	4	(3-1)
10 Barrett, Braedon	3	(2-1)
16 Daniels, Will	2	(1-1)
11 DeLaCruz, Johnny	1	(1-0)
5 Jordan, Joey	1	(0-1)
2 Benjamin, Evian	1	(1-0)

8TH SPOT:

5 Jordan, Joey	33	(18-15)
----------------	----	---------



**2018 ULM Warhawk Baseball
Miscellaneous Stats for UL MONROE (as of May 21, 2018)
(All games)**



STARTERS SUMMARY

Player	GB	Position											Batting Order								
		p	c	1b	2b	3b	ss	lf	cf	rf	of	dh	1st	2nd	3rd	4th	5th	6th	7th	8th	9th
19 Bell, Chad	54	.	.	18	26	9	1	11	1	18	17	6	1	.	.	.
10 Barrett, Braed	53	53	.	.	.	20	8	1	.	2	2	3	12	5
11 DeLaCruz, Joh	53	53	.	.	1	42	4	.	.	.	1	.	5
25 Francis, Turner	49	.	.	.	2	.	.	45	.	.	.	2	11	1	14	2	6	11	4	.	.
33 Lacroche, Peyton	47	45	2	.	.	3	15	13	10	5	1	.
5 Jordan, Joey	47	47	11	2	1	33	.
12 Jordan, Brenda	46	.	.	34	12	.	.	2	7	16	14	5	1	1
26 Hemphill, Spen	44	.	44	10	9	2	1	4	.	18
18 Khan, Pierce	23	.	.	.	23	2	1	15	2	3
16 Daniels, Will	19	.	.	2	17	.	.	2	4	7	3	2	1	.
41 Harper, Cade	16	16	7	5	1	3
42 Jeans, Trey	14	14
51 Beal, Chase	13	13
34 O'Laughlin, Justi	13	13
9 Charron, Jacob	10	.	10	10
21 Marucci, Gino	9	7	.	.	.	2	1	8	.	.
3 McGehee, Brad	8	.	.	.	1	.	7	1	7
2 Benjamin, Evia	6	2	1	1	.	2	3	1	.	2
37 Morrison, Step	4	4
29 Backofen, Kyle	4	4
44 Trichel, Cole	3	3
1 Barefoot, Brian	2	.	.	.	2	2	.
20 Hebert, Richar	1	1
27 Hendrix, Cole	1	1
32 Martin, Derek	1	1



**2018 ULM Warhawk Baseball
Season Game Highs for UL MONROE (as of May 21, 2018)
(All games)**



TEAM GAME HIGHS

Batting

At bats:	41	-	vs Northern Kentucky (Feb 24, 2018)
Runs scored:	21	-	vs Northern Kentucky (Feb 24, 2018)
Hits:	17	-	vs Grambling State (May 01, 2018)
RBI's:	19	-	vs Northern Kentucky (Feb 24, 2018)
Doubles:	6	-	vs Northern Kentucky (Feb 24, 2018)
Triples:	2	-	at McNeese State (May 15, 2018)
Home runs:	3	-	(4 times)
Total bases:	30	-	vs Northern Kentucky (Feb 24, 2018)
	30	-	vs Grambling State (May 01, 2018)
Walks:	11	-	vs Northern Kentucky (Feb 23, 2018)
	11	-	at Stephen F. Austin (Mar 09, 2018)
Strikeouts:	14	-	at South Alabama (Mar 17, 2018)
Sac hits:	4	-	vs Georgia State (May 05, 2018)
	4	-	at McNeese State (May 15, 2018)
Sac flies:	2	-	at Stephen F. Austin (Mar 10, 2018)
	2	-	at Coastal Carolina (Apr 29, 2018)
Stolen bases:	8	-	at Southern Illinois (Mar 03, 2018)
Hit by pitch:	7	-	vs Northern Kentucky (Feb 24, 2018)
Caught stealing:	2	-	(6 times)
Runners LOB:	13	-	at Stephen F. Austin (Mar 10, 2018)
	13	-	at Stephen F. Austin (Mar 11, 2018)
Hit into DP:	3	-	vs LOUISIANA TECH (Mar 07, 2018)
	3	-	vs Texas State (Apr 07, 2018)

Fielding

Putouts:	33	-	vs McNeese State (Apr 24, 2018)
Assists:	16	-	vs Eastern Illinois (Feb 16, 2018)
	16	-	vs Jackson State (Mar 27, 2018)
Errors:	3	-	(6 times)
Passed balls:	4	-	vs Eastern Illinois (Feb 16, 2018)
DPs turned:	3	-	vs Northwestern State (Feb 20, 2018)
	3	-	vs Grambling State (May 01, 2018)

Pitching

Innings pitched:	11.0	-	vs McNeese State (Apr 24, 2018)
Runs allowed:	31	-	vs Arkansas State (Mar 24, 2018)
Earned runs:	30	-	vs Arkansas State (Mar 24, 2018)
Walks allowed:	12	-	at Coastal Carolina (Apr 27, 2018)
Strikeouts:	14	-	vs Northern Kentucky (Feb 23, 2018)
Hits allowed:	26	-	vs Arkansas State (Mar 24, 2018)
Doubles allowed:	6	-	at Coastal Carolina (Apr 29, 2018)
Triples allowed:	1	-	(9 times)
Homers allowed:	8	-	vs Arkansas State (Mar 24, 2018)
Wild pitches:	5	-	at Northwestern State (Mar 13, 2018)
Hit batters:	4	-	vs Northwestern State (Feb 20, 2018)
	4	-	vs Northern Kentucky (Feb 24, 2018)
	4	-	vs TROY (May 12, 2018)



**2018 ULM Warhawk Baseball
Season Game Highs for UL MONROE (as of May 21, 2018)
(All games)**



INDIVIDUAL GAME HIGHS

Batting

At bats:	6	- (7 times)
Runs scored:	5	- Barrett, Braedon vs Northern Kentucky (Feb 24, 2018)
Hits:	4	- (6 times)
RBI's:	6	- Barrett, Braedon vs Northern Kentucky (Feb 24, 2018)
Doubles:	2	- (5 times)
Triples:	2	- Bell, Chad at McNeese State (May 15, 2018)
Home runs:	1	- (36 times)
Total bases:	10	- Barrett, Braedon vs Northern Kentucky (Feb 24, 2018)
Walks:	4	- Hemphill, Spencer vs Eastern Illinois (Feb 16, 2018)
Strikeouts:	5	- Barrett, Braedon vs TROY (May 11, 2018)
Sac hits:	2	- Daniels, Will vs Georgia State (May 05, 2018)
Sac flies:	1	- (22 times)
Stolen bases:	3	- Barrett, Braedon vs Northern Kentucky (Feb 24, 2018)
	3	- Barrett, Braedon at Southern Illinois (Mar 03, 2018)
Hit by pitch:	2	- (4 times)
Caught stealing:	1	- (28 times)
Runners LOB:	5	- (5 times)

Fielding

Putouts:	13	- Hemphill, Spencer vs Northern Kentucky (Feb 23, 2018)
	13	- Hemphill, Spencer at UT Arlington (Mar 29, 2018)
Assists:	7	- Bell, Chad vs Eastern Illinois (Feb 16, 2018)
Errors:	3	- Jeans, Trey at Little Rock (Apr 14, 2018)
Passed balls:	4	- Hemphill, Spencer vs Eastern Illinois (Feb 16, 2018)

Pitching

Innings pitched:	7.0	- Backofen, Kyle vs Northern Kentucky (Feb 24, 2018)
Runs allowed:	11	- Backofen, Kyle vs Arkansas State (Mar 24, 2018)
Earned runs:	11	- Backofen, Kyle vs Arkansas State (Mar 24, 2018)
Walks allowed:	6	- Jeans, Trey at Coastal Carolina (Apr 28, 2018)
Strikeouts:	11	- Jeans, Trey vs Northern Kentucky (Feb 23, 2018)
Hits allowed:	12	- Backofen, Kyle at Southern Illinois (Mar 03, 2018)
Doubles allowed:	4	- O'Laughlin, Justin at Coastal Carolina (Apr 29, 2018)
Triples allowed:	1	- (9 times)
Homers allowed:	5	- Backofen, Kyle vs Arkansas State (Mar 24, 2018)
Wild pitches:	4	- Cash, Cody at Northwestern State (Mar 13, 2018)
Hit batters:	3	- Backofen, Kyle vs Northern Kentucky (Feb 24, 2018)
	3	- Dunn, Miles at Little Rock (Apr 14, 2018)



**2018 ULM Warhawk Baseball
Season Game Highs for UL MONROE (as of May 21, 2018)
(All games)**



OPPONENT TEAM GAME HIGHS

Batting

At bats:	54	-	vs Arkansas State (Mar 24, 2018)
Runs scored:	31	-	vs Arkansas State (Mar 24, 2018)
Hits:	26	-	vs Arkansas State (Mar 24, 2018)
RBI's:	29	-	vs Arkansas State (Mar 24, 2018)
Doubles:	6	-	at Coastal Carolina (Apr 29, 2018)
Triples:	1	-	(9 times)
Home runs:	8	-	vs Arkansas State (Mar 24, 2018)
Total bases:	54	-	vs Arkansas State (Mar 24, 2018)
Walks:	12	-	at Coastal Carolina (Apr 27, 2018)
Strikeouts:	14	-	vs Northern Kentucky (Feb 23, 2018)
Sac hits:	2	-	(8 times)
Sac flies:	4	-	at Southern Illinois (Mar 03, 2018)
Stolen bases:	5	-	at Coastal Carolina (Apr 27, 2018)
	5	-	vs TROY (May 12, 2018)
Hit by pitch:	4	-	vs Northwestern State (Feb 20, 2018)
	4	-	vs Northern Kentucky (Feb 24, 2018)
	4	-	vs TROY (May 12, 2018)
Caught stealing:	3	-	at Little Rock (Apr 14, 2018)
Runners LOB:	17	-	vs TROY (May 12, 2018)
Hit into DP:	3	-	vs Northwestern State (Feb 20, 2018)
	3	-	vs Grambling State (May 01, 2018)

Fielding

Putouts:	33	-	vs McNeese State (Apr 24, 2018)
Assists:	17	-	vs APP STATE (Apr 20, 2018)
Errors:	4	-	vs Northern Kentucky (Feb 24, 2018)
	4	-	at Arkansas (Apr 03, 2018)
Passed balls:	2	-	vs Northwestern State (Feb 20, 2018)
DPs turned:	3	-	vs LOUISIANA TECH (Mar 07, 2018)
	3	-	vs Texas State (Apr 07, 2018)

Pitching

Innings pitched:	11.0	-	vs McNeese State (Apr 24, 2018)
Runs allowed:	21	-	vs Northern Kentucky (Feb 24, 2018)
Earned runs:	20	-	vs Northern Kentucky (Feb 24, 2018)
Walks allowed:	11	-	vs Northern Kentucky (Feb 23, 2018)
	11	-	at Stephen F. Austin (Mar 09, 2018)
Strikeouts:	14	-	at South Alabama (Mar 17, 2018)
Hits allowed:	17	-	vs Grambling State (May 01, 2018)
Doubles allowed:	6	-	vs Northern Kentucky (Feb 24, 2018)
Triples allowed:	2	-	at McNeese State (May 15, 2018)
Homers allowed:	3	-	(4 times)
Wild pitches:	5	-	vs Georgia State (May 05, 2018)
Hit batters:	7	-	vs Northern Kentucky (Feb 24, 2018)



**2018 ULM Warhawk Baseball
Season Game Highs for UL MONROE (as of May 21, 2018)
(All games)**



OPPONENT INDIVIDUAL GAME HIGHS

Batting

At bats:	7	-	MacDonald vs Arkansas State (Mar 24, 2018)
	7	-	Welch, W. vs Arkansas State (Mar 24, 2018)
	7	-	Johnson, To. vs Arkansas State (Mar 24, 2018)
Runs scored:	5	-	Vaughan, C. vs Arkansas State (Mar 24, 2018)
Hits:	5	-	Rivers, K. at Coastal Carolina (Apr 29, 2018)
RBI's:	6	-	Johnson, To. vs Arkansas State (Mar 24, 2018)
Doubles:	2	-	(4 times)
Triples:	1	-	(9 times)
Home runs:	2	-	(4 times)
Total bases:	12	-	Johnson, To. vs Arkansas State (Mar 24, 2018)
Walks:	3	-	(4 times)
Strikeouts:	4	-	(4 times)
Sac hits:	1	-	(28 times)
Sac flies:	1	-	(25 times)
Stolen bases:	2	-	(10 times)
Hit by pitch:	3	-	Richard, K. vs Northwestern State (Feb 20, 2018)
Caught stealing:	1	-	(24 times)
Runners LOB:	6	-	E. Lee at Arkansas (Apr 03, 2018)
	6	-	Scheible, D. vs Texas State (Apr 07, 2018)
	6	-	Rogers, M. at McNeese State (May 15, 2018)

Fielding

Putouts:	13	-	Gann, J at Little Rock (Apr 14, 2018)
	13	-	Leonard vs APP STATE (Apr 20, 2018)
	13	-	Smartt, C. vs TROY (May 11, 2018)
Assists:	7	-	HEAVILIN vs Northern Kentucky (Feb 24, 2018)
Errors:	2	-	(7 times)
Passed balls:	2	-	Richard, K. vs Northwestern State (Feb 20, 2018)

Pitching

Innings pitched:	8.0	-	Leal vs LOUISIANA TECH (Mar 07, 2018)
	8.0	-	Schmidt, C at Louisiana (May 17, 2018)
Runs allowed:	10	-	Steege, Jami at Southern Illinois (Mar 03, 2018)
Earned runs:	7	-	BEARD vs Northern Kentucky (Feb 23, 2018)
	7	-	A. Hernandez vs Grambling State (May 01, 2018)
Walks allowed:	5	-	Maddox, J. at Northwestern State (Mar 13, 2018)
	5	-	Engle, W. vs Texas State (Apr 08, 2018)
Strikeouts:	10	-	HAWS vs Eastern Illinois (Feb 16, 2018)
	10	-	Shell at South Alabama (Mar 17, 2018)
Hits allowed:	11	-	Gaddis, H. vs Georgia State (May 05, 2018)
Doubles allowed:	3	-	SERVICE vs Northern Kentucky (Feb 23, 2018)
	3	-	J. Boudreaux vs Jackson State (Mar 27, 2018)
	3	-	Lee, J. vs Georgia State (May 06, 2018)
Triples allowed:	1	-	(8 times)
Homers allowed:	2	-	J. Rutledge at Arkansas (Apr 03, 2018)
	2	-	Fidel, C at Little Rock (Apr 14, 2018)
	2	-	A. Hernandez vs Grambling State (May 01, 2018)
Wild pitches:	3	-	Gaddis, H. vs Georgia State (May 05, 2018)

Hit batters: 3 - Wesley, T. at McNeese State (May 15, 2018)
3 - McANINCH vs Northern Kentucky (Feb 24, 2018)
3 - BARBER vs Northern Kentucky (Feb 24, 2018)

History and Records



ALL-TIME SERIES RESULTS

Opponent	W	L	T	First	Last
Adrian College	2	0	0	1956	1956
Air Force			FIRST MEETING		
Alabama	2	9	0	1991	2017
Alcorn State	5	0	0	1994	2013
Alexandria Aces	0	1	0	1955	1955
Amherst	1	0	0	1964	1964
Appalachian State	4	5	0	2015	2018
Arkansas	7	12	0	1960	2018
Arkansas Monticello	26	7	0	1953	1990
Arkansas State	31	40	0	1967	2018
Arkansas Travelers	0	2	0	1956	1956
Army			FIRST MEETING		
Auburn	0	2	0	1964	1964
Aurora	2	0	0	1975	1975
Austin College	2	0	0	1965	1965
Barksdale AFB	1	1	0	1952	1952
Baylor	3	7	0	1960	2012
Belhaven	5	2	1	1969	1972
Belmont	1	0	0	2012	2012
Binghamton	3	0	0	2010	2010
Bueno Vista	2	0	0	1978	1978
Cal St.-Fullerton	0	1	0	1995	1995
Cameron	2	0	0	1995	1995
Carroll College	2	0	0	1977	1977
Centenary	76	30	0	1952	2008
Central Arkansas	0	5	0	2007	2015
Central Michigan	0	1	0	1995	1995
Central Missouri	9	1	0	1971	1988
Christian Brothers	2	0	0	1983	1986
Coastal Carolina	0	6	0	2017	2018
Creighton	1	2	0	2008	2008
Dallas Baptist	4	8	0	1970	2017
Delta State	30	18	2	1955	1993
Duquense	1	0	0	1996	1996
East Texas Baptist	10	0	0	1980	1990
Eastern Illinois	3	1	0	2004	2018
Eastern Michigan	1	2	0	1970	1970
Florida Atlantic	11	12	0	2007	2013
FIU	8	13	0	2007	2014
Florida State	0	1	0	1964	1964
Georgia Southern	4	8	0	1968	2017
Georgia State	8	7	0	2014	2017
Georgia Tech	0	2	0	1964	1964
Grambling State	51	15	0	1971	2018
Grand Canyon	3	4	0	1969	2014
Hardin-Simmons	2	7	0	1979	1982
Harvard	1	0	0	2009	2009
Henderson State	10	2	1	1967	2006
Houston	2	9	0	1965	1991
Houston Baptist	2	2	0	1969	2009
Indiana State	0	2	0	1972	2015
Iowa	1	0	0	1999	1999
Iowa State	1	0	0	1999	1999
Jackson State	5	5	1	2011	2018
Jacksonville	1	2	0	2001	2001
Jacksonville State	5	7	0	2003	2006
Kansas State	4	1	0	1986	2006
Lamar	19	34	1	1967	2009
LeTourneau	4	0	0	1979	1992
Little Rock	47	33	0	1978	2018
Louisiana College	58	14	0	1952	2007
LSU	5	39	0	1959	2012
LSU-Shreveport	16	1	0	1993	2007
Louisiana Tech	76	104	0	1953	2018
Loyola (N.O.)	1	3	0	1956	1994
Marymount	2	0	0	1984	1984
McNeese State	98	91	1	1953	2018
Memphis	12	10	0	1960	2013
Mercer	0	3	0	1980	1982
Michigan State	1	0	0	2014	2014
Middle Tennessee	10	13	0	2007	2014
Millsaps	3	0	0	1956	1961
Mississippi College	17	9	0	1954	1955
Mississippi State	7	26	0	1958	2009
Mississippi Valley State	12	2	0	2004	2015
Missouri	0	5	0	2003	2007
Missouri State	2	3	0	1972	2005

Opponent	W	L	T	First	Last
Mobile College	1	0	0	1994	1994
Nebraska	0	1	0	2002	2002
New Haven	1	0	0	1970	1970
New Orleans	30	27	0	1970	2011
Nicholls State	73	53	0	1964	2016
North Florida			FIRST MEETING		
North Texas	11	1	0	1984	1988
Northern Arizona	1	0	0	1970	1970
Northern Illinois	0	2	0	1970	1970
Northern Iowa	1	0	0	2003	2003
Northern Kentucky	3	0	0	2018	2018
Northwestern State	110	112	0	1952	2018
Oklahoma Baptist	3	0	0	1959	1960
Oklahoma City	0	1	0	1979	1979
Oklahoma State	2	2	0	1975	1975
Ole Miss	11	34	1	1961	2014
Oregon State	0	1	0	2012	2012
Ouachita Baptist	3	0	0	1994	1994
Parsons College	1	0	0	1971	1971
Pembroke State	1	0	0	1970	1970
Prairie View A&M	6	0	0	1971	1995
Quincy College	1	0	0	1986	1986
Ragin' Cajuns	52	91	0	1954	2018
Rice	1	1	0	1991	1993
Saint Louis	3	2	0	1972	1996
Samford	5	4	0	2000	2016
Sam Houston State	37	35	0	1970	2015
South Alabama	14	36	0	1979	2018
Southern	9	6	0	1971	1999
Southern Arkansas	9	5	1	1953	2006
Southern Illinois	6	3	0	2002	2018
Southern Illinois-Edwardsville			FIRST MEETING		
Southern Utah	4	0	0	2011	2011
Southeastern Louisiana	68	56	1	1953	2016
Southern Methodist	0	4	0	1972	1972
Southern Miss	18	47	0	1960	2015
Southwestern	1	0	0	1973	1973
Spring Hill	0	1	0	1994	1994
Stephen F. Austin	38	22	0	1972	2018
Stillman	1	0	0	1968	1968
Tarleton State	5	2	0	1991	1995
Taylor	1	0	0	1968	1968
Tennessee	2	1	0	2012	2012
Tennessee-Martin	6	2	0	1970	2005
Texas	0	1	0	1983	1983
Texas A&M	6	31	0	1975	1993
TCU	2	10	0	1972	2012
Texas Lutheran	1	0	0	1991	1991
Texas Southern	2	0	0	1991	1995
Texas State	34	43	0	1988	2018
Texas Tech	0	3	0	2006	2006
Troy	11	26	0	2007	2018
Tulane	10	39	0	1977	2012
UAB	1	6	0	1991	2016
UTA	32	50	0	1985	2018
UT Pan American	5	2	0	1983	2001
UTSA	29	25	0	1993	2012
Valparaiso	1	1	0	2016	2016
Wake Forest	1	1	0	2013	2013
West Florida	1	0	0	1991	1991
Western Carolina	2	1	0	2016	2016
Western Kentucky	12	18	0	2007	2014
William Carey	1	6	0	1977	1979
William Jewell	1	0	0	1970	1970
Wisconsin-Stevens Point	16	2	0	1977	1984
Xavier (Ohio)	1	0	0	1971	1971

Bold Denotes 2019 Opponent

YEAR-BY-YEAR RESULTS

1952 • 5-3

Coach: Woody Boyles

3/26	at Centenary	W, 12-7
3/29	Northwestern State	W, 7-5
4/16	at Northwestern State	W, 7-5
4/19	Centenary	W, 15-6
4/22	at Barksdale AFB	W, 4-2
4/23	Barksdale AFB	L, 1-6
4/30	Louisiana College	L, 4-7
5/1	at Louisiana College	L, 5-11

1953 • 8-4-1

Coach: Woody Boyles

3/18	at Southern Arkansas	L, 2-7
3/18	at Southern Arkansas	T, 2-2
3/21	SE Louisiana	W, 7-6
3/28	Louisiana Tech	W, 17-3
3/30	Northwestern State	L, 1-2
4/4	Arkansas-Monticello	L, 5-6
4/7	at Arkansas-Monticello	W, 6-5
4/11	N.O. Naval Station	W, 17-4
4/14	at McNeese State	W, 11-5
4/16	at Northwestern State	W, 7-5
4/30	Centenary	W, 7-6
5/1	Centenary	W, 4-1
5/6	at Louisiana Tech	L, 5-32

1954 • 10-9 / 7-5 GSC

Coach: Woody Boyles

3/15	Mississippi College	L, 7-10
3/15	Mississippi College	L, 4-7
3/23	at Centenary	L, 6-8
3/24	Southern Arkansas	L, 4-15
3/24	Southern Arkansas	W, 6-0
3/29	at Arkansas-Monticello	W, 6-2
4/2	at UL Lafayette	L, 1-4
4/3	at McNeese State	W, 6-0
4/13	at Northwestern State	W, 6-0
4/14	Louisiana College	W, 14-8
4/17	Arkansas-Monticello	W, 13-5
4/21	Louisiana Tech	L, 13-19
4/23	UL Lafayette	L, 6-9
4/24	McNeese State	W, 8-5
5/1	at SE Louisiana	L, 4-5
5/1	at SE Louisiana	W, 8-3
5/5	at Louisiana College	W, 8-7
5/7	Northwestern State	W, 6-5
5/8	at Louisiana Tech	L, 5-7

1955 • 9-8 / 6-6 GSC

Coach: George Luffey

3/16	Mississippi College	W, 1-0
3/16	Mississippi College	W, 7-2
3/23	Delta State	W, 3-0
3/23	Delta State	L, 0-5
3/30	at McNeese State	W, 10-7
4/1	at Alexandria Aces	L, 0-3
4/7	at UL Lafayette	L, 1-2
4/8	at Louisiana College	W, 9-0
4/15	Northwestern State	L, 2-3
4/16	Louisiana Tech	W, 3-1
4/22	UL Lafayette	L, 2-5
4/22	UL Lafayette	W, 11-1
4/23	McNeese State	W, 17-5
4/30	SE Louisiana	L, 1-9
5/4	at Louisiana Tech	L, 6-7
5/5	Louisiana College	L, 0-1
5/6	at Northwestern State	W, 2-1

1956 • 9-12 / 4-8 GSC

Coach: George Luffey

3/17	at Loyola	L, 0-3
3/17	at Loyola	L, 6-7
3/20	at Arkansas Travelers	L, 0-12

3/23	Adrian College	W, 8-5
3/24	Adrian College	W, 13-4
3/27	at Millsaps	W, 3-0
3/31	Arkansas Travelers	L, 7-9
4/7	McNeese State	L, 6-7
4/7	McNeese State	W, 6-5
4/14	SE Louisiana	L, 1-3
4/14	SE Louisiana	L, 0-3
4/17	Louisiana Tech	L, 16-19
4/20	at Louisiana College	W 11-2
4/21	Northwestern State	L, 2-4
4/21	Northwestern State	W, 9-6
4/27	at UL Lafayette	L, 0-5
4/27	at UL Lafayette	W, 6-4
4/28	McNeese State	L, 4-7
4/28	at McNeese State	L, 5-11
4/30	Louisiana College	W, 5-1
5/1	Louisiana Tech	W, 6-2

1957 • 7-9 / 4-9 GSC

Coach: George Luffey

3/17	Delta State	W, 6-5
3/17	Delta State	W, 7-3
3/23	Louisiana College	W, 3-2
3/24	Northwestern State	W, 5-4
3/25	SE Louisiana	L, 5-6
3/25	SE Louisiana	W, 8-7
3/31	Louisiana Tech	L, 1-7
3/31	Louisiana Tech	L, 0-5
4/6	UL Lafayette	L, 3-9
4/6	UL Lafayette	L, 1-8
4/13	Northwestern State	L, 1-2
4/14	McNeese State	L, 2-15
4/20	UL Lafayette	W, 6-4
4/20	UL Lafayette	W, 3-2
4/27	Northwestern State	L, 1-6
4/28	McNeese State	L, 0-3

1958 • 12-10 / 8-7 GSC

Coach: George Luffey

3/10	Arkansas Monticello	W, 11-4
3/10	Arkansas Monticello	W, 12-11
3/16	Mississippi College	W, 8-6
3/17	Centenary	W, 4-3
3/17	Centenary	L, 0-12
3/23	Northwestern State	L, 8-9
3/24	SE Louisiana	L, 0-1
3/24	SE Louisiana	W, 7-4
4/4	Mississippi State	L, 12-19
4/8	Louisiana Tech	W, 6-5
4/8	Louisiana Tech	L, 1-10
4/14	Louisiana College	L, 4-6
4/15	UL Lafayette	L, 4-6
4/22	McNeese State	W, 3-1
4/22	McNeese State	W, 2-1
4/23	Northwestern State	W, 10-5
4/23	Northwestern State	W, 2-1
4/29	McNeese State	L, 9-18
4/30	UL Lafayette	L, 1-6
4/30	UL Lafayette	W, 4-3
5/4	Louisiana Tech	L, 1-19
5/5	SE Louisiana	W, 8-6

1959 • 15-11 / 8-7 GSC

Coach: George Luffey

3/17	Oklahoma Baptist	W, 11-5
3/17	Oklahoma Baptist	W, 10-3
3/23	Centenary	W, 6-5
3/23	Centenary	L, 3-5
3/24	Northwestern State	W, 6-1
4/1	LSU	L, 1-6
4/2	Mississippi State	W, 1-0
4/7	Northwestern State	W, 11-7
4/7	Northwestern State	L, 2-3

4/14	SE Louisiana	L, 5-6
4/14	SE Louisiana	W, 2-1
4/21	Louisiana Tech	L, 0-15
4/21	Louisiana Tech	L, 4-6
4/27	UL Lafayette	W, 12-5
4/28	McNeese State	L, 2-6
4/28	McNeese State	W, 6-3
5/1	SE Louisiana	W, 6-3
5/2	Northwestern State	W, 7-2
5/2	Northwestern State	W, 6-0
5/3	Louisiana Tech	L, 1-13
5/7	Centenary	W, 5-1
5/7	Centenary	W, 11-7
5/8	Centenary	L, 4-5
5/10	McNeese State	L, 9-15
5/11	UL Lafayette	L, 9-11
5/11	UL Lafayette	W, 4-1

1960 • 10-13 / 5-7 GSC

Coach: George Luffey

3/23	Oklahoma Baptist	W, 11-8
3/24	Memphis	W, 6-5
3/26	at Southern Miss	L, 1-4
4/4	at Northwestern State	L, 6-7
4/8	Louisiana Tech	L, 3-8
4/9	at Louisiana Tech	L, 2-5
4/14	Northwestern State	W, 4-0
4/14	Baylor	L, 0-7
4/15	LSU	L, 6-7
4/15	Mississippi State	L, 2-5
4/16	Arkansas	L, 8-11
4/18	at Centenary	L, 3-4
4/18	at Centenary	W, 13-4
4/22	UL Lafayette	W, 7-6
4/23	McNeese State	W, 5-3
4/23	McNeese State	W, 5-4
4/29	SE Louisiana	L, 2-8
4/30	SE Louisiana	L, 4-7
4/30	SE Louisiana	W, 4-3
5/4	Northwestern State	W, 3-1
5/4	Northwestern State	L, 0-2
5/5	Louisiana Tech	L, 1-6
5/5	Louisiana Tech	W, 3-0

1961 • 11-15 / 9-10 GSC

Coach: George Luffey

3/17	at Arkansas Monticello	W, 10-2
3/17	at Arkansas Monticello	W, 4-1
3/22	Millsaps	W, 10-8
3/22	Millsaps	W, 6-1
3/23	Southern Miss	L, 1-12
3/30	at Southern Arkansas	L, 1-4
3/30	at Southern Arkansas	W, 9-1
4/3	at Northwestern State	L, 3-7
4/3	at Northwestern State	L, 3-8
4/5	SE Louisiana	L, 1-3
4/5	SE Louisiana	L, 0-1
4/9	at Louisiana Tech	L, 2-5
4/9	at Louisiana Tech	W, 4-0
4/13	Ole Miss	L, 0-7
4/13	LSU	L, 6-10
4/14	Delta State	L, 2-4
4/14	Delta State	L, 1-5
4/19	Centenary	L, 3-9
4/21	McNeese State	W, 4-3
4/21	McNeese State	W, 3-0
4/27	at SE Louisiana	L, 4-7
4/27	at SE Louisiana	W, 6-3
5/3	Centenary	L, 2-3
5/3	Centenary	W, 10-3
5/4	Louisiana Tech	L, 1-2
5/4	Louisiana Tech	W, 5-2

1962 • 13-19 / 7-11 GSC

Coach: George Luffey

3/6	Mississippi State	L, 1-3
3/6	Mississippi State	W, 7-6
3/8	LSU	L, 0-5
3/13	Delta State	W, 7-2
3/13	Delta State	W, 7-2
3/14	Northwestern State	L, 3-4
3/14	Northwestern State	W, 6-0
3/18	McNeese State	W, 6-5
3/19	Louisiana Tech	W, 2-1
3/19	Louisiana Tech	L, 0-1
3/25	SE Louisiana	L, 0-5
3/25	SE Louisiana	L, 0-4
3/26	UL Lafayette	L, 4-11
3/26	UL Lafayette	L, 1-5
4/1	Northwestern State	W, 9-0
4/2	Arkansas	W, 3-2
4/8	Baylor	W, 9-5
4/9	Arkansas	L, 4-5
4/10	Baylor	L, 0-6
4/13	Arkansas	L, 7-10
4/13	Arkansas	L, 1-6
4/14	McNeese State	L, 1-4
4/14	McNeese State	W, 6-0
4/20	Delta State	L, 1-2
4/20	Delta State	L, 4-8
4/27	Louisiana Tech	W, 7-2
4/27	Louisiana Tech	L, 4-9
4/28	SE Louisiana	L, 4-6
4/28	SE Louisiana	L, 0-9
5/4	Northwestern State	L, 4-16
5/4	Northwestern State	W, 10-5
5/5	UL Lafayette	W, 5-4

1963 • 13-14 / 8-12 GSC

Coach: George Luffey

3/2	Arkansas Monticello	W, 3-0
3/3	Southern Arkansas	W, 8-0
3/4	at Southern Arkansas	W, 9-3
3/9	at Arkansas Monticello	W, 10-1
3/11	Delta State	L, 8-11
3/12	Delta State	W, 11-9
3/12	Delta State	L, 4-8
3/17	at UL Lafayette	L, 1-2
3/17	at UL Lafayette	L, 0-3
3/18	at Northwestern State	L, 2-3
3/18	at Northwestern State	W, 5-0
3/24	McNeese State	L, 2-4
3/24	McNeese State	W, 6-0
3/25	SE Louisiana	L, 18-10
3/25	SE Louisiana	L, 10-4
4/2	Louisiana Tech	W, 3-0
4/2	Louisiana Tech	L, 3-6
4/9	UL Lafayette	W, 9-2
4/9	UL Lafayette	W, 2-1
4/16	at SE Louisiana	W, 7-2
4/16	at SE Louisiana	L, 2-4
4/17	Northwestern State	L, 1-4
4/17	Northwestern State	W, 9-8
4/22	at McNeese State	L, 0-2
4/22	at McNeese State	W, 10-5
5/1	at Louisiana Tech	L, 3-6
4/1	at Louisiana Tech	L, 0-4

1964 • 17-10 / 13-3 GSC

Coach: George Luffey

GULF STATES CHAMPIONS

3/23	at Auburn	L, 13-11
3/24	at Auburn	L, 2-8
3/25	vs. Georgia Tech	L, 4-7
3/26	at Florida State	L, 4-7
3/27	vs. Georgia Tech	L, 2-3
3/27	vs. Amherst	W, 13-9

2019 ULM BASEBALL

YEAR-BY-YEAR RESULTS

3/28	vs. Mississippi State	L, 1-4
3/30	at Nicholls State	L, 1-2
3/30	at Nicholls State	W, 2-1
4/1	Arkansas	W, 1-0
4/2	Arkansas	W, 7-5
4/4	UL Lafayette	W, 9-0
4/4	UL Lafayette	W, 2-1
4/11	Northwestern State	L, 3-5
4/11	Northwestern State	W, 13-2
4/14	at McNeese State	W, 4-2
4/14	at McNeese State	W, 5-3
4/18	at Louisiana Tech	W, 3-0
4/18	at Louisiana Tech	L, 5-6
4/21	at UL Lafayette	L, 2-5
4/21	at UL Lafayette	W, 5-3
4/25	SE Louisiana	W, 13-5
4/25	SE Louisiana	W, 7-4
4/27	at Northwestern State	W, 1-0
4/27	at Northwestern State	W, 7-6
5/4	Louisiana Tech	W, 3-0
5/4	Louisiana Tech	W, 6-5

1965 • 15-13-1 / 10-9-1 GSC

Coach: George Luffey

3/25	Austin College	W, 5-1
3/25	Austin College	W, 2-0
3/26	Nicholls State	L, 2-6
3/26	Nicholls State	W, 6-5
4/3	at Northwestern State	L, 2-4
4/3	at Northwestern State	L, 6-7
4/4	Southeastern Louisiana	W, 7-4
4/4	Southeastern Louisiana	T, 3-3
4/6	McNeese State	W, 7-5
4/6	McNeese State	W, 10-5
4/10	Louisiana Tech	W, 4-0
4/10	Louisiana Tech	W, 6-5
4/12	at UL Lafayette	L, 1-3
4/12	at UL Lafayette	W, 4-1
4/15	at Houston	L, 5-6
4/16	at Houston	L, 6-11
4/17	at Houston	L, 7-9
4/20	Arkansas	W, 11-10
4/20	Arkansas	W, 2-1
4/22	at SE Louisiana	L, 3-5
4/22	at SE Louisiana	L, 1-3
4/24	Northwestern State	L, 1-2
4/24	Northwestern State	L, 1-3
4/27	at McNeese State	L, 2-4
4/27	at McNeese State	W, 10-1
5/1	at Louisiana Tech	L, 2-3
5/1	at Louisiana Tech	W, 4-1
5/3	UL Lafayette	W, 10-3

1966 • 17-9 / 13-9 GSC

Coach: Bill Dotson

GULF STATES CHAMPIONS

3/24	Southern Arkansas	W, 8-0
3/24	Southern Arkansas	W, 4-3
3/25	Delta State	W, 10-6
3/25	Delta State	W, 6-4
3/30	at Nicholls State	W, 11-0
3/30	at Nicholls State	W, 15-7
3/31	at SE Louisiana	W, 19-5
3/31	at SE Louisiana	W, 4-2
4/5	Northwestern State	W, 4-1
4/5	Northwestern State	L, 3-4
4/6	McNeese State	W, 13-1
4/6	McNeese State	W, 6-4
4/12	at Louisiana Tech	W, 1-0
4/12	at Louisiana Tech	L, 4-5
4/13	at UL Lafayette	L, 3-4
4/13	at UL Lafayette	W, 6-4
4/19	Nicholls State	L, 2-3
4/19	Nicholls State	W, 7-2

2019 ULM BASEBALL

4/20	at Northwestern State	L, 3-5
4/20	at Northwestern State	L, 1-2
4/26	Louisiana Tech	L, 0-6
4/26	Louisiana Tech	L, 4-8
4/27	UL Lafayette	W, 3-0
4/27	UL Lafayette	L, 3-6
5/3	at McNeese State	W, 13-1
5/3	at McNeese State	W, 10-5

1967 • 23-15 / 12-10 GSC

Coach: Bill Dotson

3/21	Delta State	L, 0-7
3/21	Delta State	W, 2-0
3/26	Arkansas State	W, 9-1
3/26	Arkansas State	L, 4-5
3/27	Southern Arkansas	W, 5-0
3/27	Southern Arkansas	W, 10-1
4/3	Arkansas Monticello	W, 2-0
4/3	Arkansas Monticello	W, 5-3
4/4	at Mississippi College	W, 7-2
4/4	at Mississippi College	W, 8-0
4/6	Henderson State	W, 8-5
4/6	Henderson State	W, 12-2
4/10	at UL Lafayette	L, 0-1
4/10	at UL Lafayette	W, 1-0
4/11	at Northwestern State	W, 1-0
4/11	at Northwestern State	W, 6-2
4/16	SE Louisiana	W, 6-1
4/16	SE Louisiana	W, 6-1
4/17	McNeese State	L, 8-9
4/17	McNeese State	W, 6-0
4/23	Nicholls State	L, 0-1
4/23	Nicholls State	W, 1-0
4/24	at Southern Arkansas	L, 10-11
4/24	at Southern Arkansas	L, 2-3
4/26	at Louisiana Tech	W, 10-0
4/26	at Louisiana Tech	L, 2-3
4/29	at UL Lafayette	L, 1-7
4/29	at UL Lafayette	L, 1-2
4/30	at Northwestern State	W, 2-1
4/30	at Northwestern State	L, 0-7
5/1	at SE Louisiana	W, 5-2
5/1	at SE Louisiana	W, 2-0
5/4	at McNeese State	L, 3-4
5/4	at McNeese State	W, 12-1
5/5	at Lamar	L, 1-4
5/5	at Lamar	L, 1-2
5/8	Louisiana Tech	W, 4-1
5/8	Louisiana Tech	L, 2-6

1968 • 26-15-1 / 15-5 GSC

Coach: Bill Dotson

GULF STATES CHAMPIONS

NAIA DISTRICT 27 CHAMPIONS

NAIA AREA 5 RUNNER-UP

3/10	at Delta State	L, 7-8
3/10	at Delta State	T, 4-4
3/11	at Arkansas Monticello	L, 0-1
3/11	at Arkansas Monticello	W, 5-0
3/14	Taylor	W, 1-0
3/17	McNeese State	L, 1-5
3/17	McNeese State	L, 4-8
3/18	Centenary	W, 2-1
3/18	Centenary	L, 1-5
3/24	at UL Lafayette	W, 2-1
3/24	at UL Lafayette	W, 4-0
3/25	at Louisiana Tech	W, 6-4
3/25	at Louisiana Tech	W, 2-1
3/27	vs. Louisiana Tech	L, 1-2
3/27	vs. LSU	L, 1-5
3/28	vs. Mississippi	L, 2-6
3/28	vs. Nicholls State	W, 14-0
3/30	Northwestern State	W, 13-0
3/30	Northwestern State	L, 0-5

3/31	Nicholls State	W, 3-2
3/31	Nicholls State	W, 3-1
4/6	at Nicholls State	W, 2-1
4/6	at Nicholls State	W, 5-1
4/15	at McNeese State	W, 6-3
4/15	at McNeese State	W, 7-6
4/16	at Lamar	W, 6-5
4/16	at Lamar	L, 0-10
4/22	UL Lafayette	W, 4-2
4/22	UL Lafayette	L, 4-5
4/23	Mississippi College	L, 0-3
4/23	Mississippi College	W, 5-4
4/28	Louisiana Tech	L, 1-2
4/28	Louisiana Tech	W, 6-0
4/29	SE Louisiana	W, 6-1
4/29	SE Louisiana	W, 13-1
5/4	*Northwestern State	W, 5-0
5/5	*William Carey	W, 6-2
5/11	#Georgia Southern	L, 0-5
5/12	#Ouachita Baptist	W, 7-1
5/12	#Stillman	W, 6-3
5/13	#Georgia Southern	W, 4-3
5/13	#Georgia Southern	L, 2-4
* NAIA District 27 Tournament		
# NAIA Area 5 Tournament		

1969 • 25-11 / 16-6 GSC

Coach: Bill Dotson

GULF STATES CHAMPIONS

NAIA DISTRICT 30 CHAMPIONS

3/11	Belhaven	W, 5-1
3/11	Belhaven	W, 5-1
3/12	Nicholls State	W, 3-2
3/12	Nicholls State	L, 0-2
3/18	McNeese State	W, 9-2
3/18	McNeese State	L, 1-7
3/21	Delta State	L, 0-3
3/21	Delta State	W, 7-6
3/25	at UL Lafayette	W, 5-2
3/25	at UL Lafayette	L, 1-2
3/26	at Louisiana Tech	W, 5-4
3/26	at Louisiana Tech	W, 4-2
3/31	vs. Northern Illinois	L, 2-5
4/1	vs. SE Louisiana	W, 7-0
4/1	vs. LSU	W, 3-1
4/2	vs. Nicholls State	L, 0-2
4/8	at SE Louisiana	W, 5-1
4/8	at SE Louisiana	W, 3-2
4/11	Centenary	W, 4-3
4/11	Centenary	W, 2-1
4/15	at Nicholls State	W, 3-2
4/15	at Nicholls State	W, 3-2
4/16	at McNeese State	W, 5-1
4/16	at McNeese State	L, 2-4
4/22	Northwestern State	W, 5-0
4/22	Northwestern State	W, 2-0
4/23	UL Lafayette	W, 2-0
4/23	UL Lafayette	W, 2-1
4/29	Louisiana Tech	L, 2-4
4/29	Louisiana Tech	L, 3-4
4/30	SE Louisiana	W, 10-3
4/30	SE Louisiana	W, 1-0
5/5	*Southern	W, 4-2
5/5	*Southern	W, 5-4
5/29	#Grand Canyon	L, 1-7
5/29	#Houston Baptist	L, 2-4
* NAIA District 27 Tournament		
# NAIA Area 5 Tournament		

1970 • 35-19 / 16-6 GSC

Coach: Bill Dotson

GULF STATES CHAMPIONS

NAIA DISTRICT 30 CHAMPIONS

NAIA AREA 2 CHAMPIONS

NAIA RUNNER-UP

3/6	Henderson State	W, 6-0
3/7	Belhaven	L, 3-5
3/7	Belhaven	W, 10-3
3/10	at Centenary	W, 2-1
3/10	at Centenary	W, 4-3
3/14	Delta State	W, 9-4
3/14	Delta State	W, 3-1
3/15	Tennessee-Martin	W, 9-2
3/15	Tennessee-Martin	L, 2-5
3/18	at UL Lafayette	W, 8-6
3/18	at UL Lafayette	W, 7-1
3/20	vs. SE Louisiana	L, 1-4
3/21	vs. LSU	L, 0-1
3/21	vs. UL Lafayette	W, 8-7
3/22	vs. Southern	L, 2-3
3/22	vs. Northern Illinois	L, 1-5
3/23	vs. Ole Miss	L, 2-3
3/25	at SE Louisiana	W, 9-7
3/25	at SE Louisiana	W, 6-1
3/26	at Louisiana Tech	W, 6-1
3/26	at Louisiana Tech	W, 3-2
3/30	McNeese State	L, 4-5
3/30	McNeese State	W, 8-0
4/1	Northwestern State	W, 3-0
4/1	Northwestern State	W, 12-0
4/8	Nicholls State	W, 5-0
4/8	Nicholls State	L, 0-7
4/15	at UL Lafayette	L, 0-1
4/15	at UL Lafayette	L, 0-4
4/16	at New Orleans	L, 3-4
4/22	Centenary	L, 4-6
4/22	Centenary	W, 4-2
4/23	SE Louisiana	W, 5-3
4/23	SE Louisiana	W, 2-1
4/25	Louisiana Tech	L, 2-4
4/25	Louisiana Tech	W, 5-4
4/29	McNeese State	W, 4-0
4/29	McNeese State	W, 4-0
4/30	Nicholls State	L, 1-5
4/30	Nicholls State	W, 2-0
5/19	*Southern	W, 6-4
5/19	*Southern	L, 2-8
5/20	*Southern	W, 5-3
5/27	#Sam Houston State	L, 1-2
5/28	#Northern Arizona	W, 4-3
5/28	#Dallas Baptist	W, 6-5
5/29	#Sam Houston State	W, 5-1
5/29	#Sam Houston State	W, 2-1
6/8	@Pembroke State	W, 8-3
6/9	@William Jewell	W, 8-0
6/10	@ Eastern Michigan	L, 4-6
6/11	@ New Haven	W, 8-7
6/11	@ Eastern Michigan	W, 7-6
6/12	@ Eastern Michigan	L, 0-1
* NAIA District 30 Tournament		
# NAIA Area II Tournament		
@ NAIA World Series		

1971 • 29-17-1 / 11-9

Coach: Bill Dotson

NAIA DISTRICT 30 CHAMPIONS

NAIA AREA 2 RUNNER-UP

3/5	at Louisiana College	L, 0-1
3/5	at Louisiana College	W, 4-3
3/10	at Belhaven	W, 3-0
3/10	at Belhaven	T, 3-3
3/12	Centenary	W, 1-0
3/12	Centenary	W, 6-1

YEAR-BY-YEAR RESULTS

3/16	at SE Louisiana	W, 3-1
3/16	at SE Louisiana	L, 1-4
3/17	Delta State	W, 3-2
3/17	Delta State	W, 5-1
3/20	McNeese State	W, 3-2
3/20	McNeese State	W, 4-1
3/22	New Orleans	W, 10-2
3/22	New Orleans	L, 2-9
3/24	Central Missouri	W, 5-1
3/24	Central Missouri	W, 8-2
3/27	at Northwestern State	L, 0-1
3/27	at Northwestern State	W, 1-0
4/3	at Louisiana Tech	W, 5-3
4/3	at Louisiana Tech	L, 2-6
4/5	Nicholls State	W, 3-2
4/5	Nicholls State	W, 4-3
4/8	vs. McNeese State	L, 3-6
4/8	vs. Louisiana Tech	L, 10-14
4/9	vs. Parsons	W, 5-0
4/9	vs. UL Lafayette	L, 2-5
4/10	vs. Grambling State	W, 3-0
4/10	vs. Southern	L, 0-1
4/13	SE Louisiana	W, 4-1
4/13	SE Louisiana	W, 3-2
4/15	Xavier (Ohio)	W, 11-1
4/19	at New Orleans	W, 2-0
4/19	at New Orleans	W, 8-0
4/24	Northwestern State	W, 4-2
4/24	Northwestern State	L, 4-2
4/26	at UL Lafayette	W, 4-1
4/26	at UL Lafayette	L, 1-2
5/1	Louisiana Tech	L, 1-2
5/1	Louisiana Tech	L, 1-7
5/3	at Nicholls State	L, 1-4
5/3	at Nicholls State	L, 1-3
5/8	*Southern	W, 10-8
5/8	*Southern	W, 2-0
5/15	#Prairie View A&M	W, 2-0
5/16	#Grand Canyon	W, 5-4
5/17	#Grand Canyon	L, 2-5
5/17	#Grand Canyon	L, 1-3
* NAIA District 30 Tournament		
# NAIA Area 2 Tournament		

1972 • 16-26

Coach: Bill Dotson

3/3	at SMU	L, 3-4
3/3	at SMU	L, 3-6
3/6	at SE Louisiana	L, 6-9
3/10	at TCU	W, 2-1
3/10	at TCU	L, 0-4
3/11	at TCU	L, 0-9
3/11	at TCU	L, 0-8
3/13	Southern	W, 4-3
3/14	Belhaven	L, 3-4
3/14	Belhaven	W, 5-2
3/16	at Houston	L, 6-7
3/16	at Houston	W, 5-0
3/8	Stephen F. Austin	W, 2-1
3/18	Stephen F. Austin	W, 4-0
3/20	Northwestern State	L, 5-6
3/20	Northwestern State	W, 3-2
3/24	Nicholls State	W, 5-4
3/24	Nicholls State	L, 1-4
3/27	&vs. Centenary	W, 2-0
3/27	&vs. Missouri State	L, 4-5
3/28	&vs. Indiana State	L, 2-3
3/28	&vs. Missouri-St. Louis	W, 4-0
3/29	&vs. Northwestern State	L, 5-11
3/29	&vs. SE Louisiana	W, 5-1
4/8	at McNeese State	L, 5-8
4/8	at McNeese State	L, 6-5
4/9	at McNeese State	L, 2-8
4/11	Louisiana College	W, 10-9

4/11	Louisiana College	L, 1-7
4/12	Arkansas Monticello	L, 1-3
4/12	Arkansas Monticello	L, 3-7
4/15	at Northwestern State	L, 1-5
4/15	at Northwestern State	W, 6-2
4/17	at UL Lafayette	L, 0-4
4/18	McNeese State	L, 3-7
4/18	McNeese State	L, 6-8
4/24	at Arkansas Monticello	L, 6-15
4/24	at Arkansas Monticello	W, 19-1
5/6	Louisiana Tech	W, 2-1
5/7	at Louisiana Tech	L, 1-5
5/10	at New Orleans	L, 0-3
5/10	at New Orleans	W, 3-0
& Centenary Invitational (Shreveport, La.)		

1973 • 7-18

Coach: Terry Murry

3/3	at Houston	L, 9-15
3/6	McNeese State	L, 1-9
3/9	at Mississippi State	W, 6-5
3/9	at Mississippi State	W, 2-1
3/12	McNeese State	W, 7-2
3/12	McNeese State	W, 10-0
3/20	at McNeese State	L, 1-9
3/20	at McNeese State	L, 5-12
3/23	at Southern Miss	L, 1-9
3/27	at TCU	L, 0-2
3/27	at TCU	L, 0-2
3/28	at SMU	L, 3-4
3/28	at SMU	L, 0-9
4/3	Louisiana Tech	L, 7-8
4/3	Louisiana Tech	L, 1-12
4/5	Delta State	W, 6-5
4/5	Delta State	L, 7-2-7
4/6	Southwestern	W, 11-0
4/9	at SE Louisiana	L, 1-2
4/9	at SE Louisiana	L, 3-13
4/13	at UL Lafayette	W, 8-4
4/14	at UL Lafayette	L, 17-12
4/14	at UL Lafayette	L, 0-3
5/8	at Louisiana Tech	L, 3-13
5/8	at Louisiana Tech	L, 0-22

1974 • 6-27

Coach: Steve Maddox

3/2	SE Louisiana	L, 2-5
3/2	SE Louisiana	L, 4-5
3/5	at Centenary	L, 4-8
3/5	at Centenary	L, 4-8
3/9	Oklahoma State	W, 2-1
3/9	Oklahoma State	L, 0-4
3/12	at Delta State	L, 5-6
3/12	at Delta State	L, 0-2
3/15	at Ole Miss	L, 0-2
3/15	at Ole Miss	L, 1-2
3/20	at Northwestern State	L, 5-6
3/20	at Northwestern State	L, 1-2
3/22	Southern Miss	L, 10-13
3/23	Southern Miss	L, 2-12
3/25	at Arkansas State	L, 0-2
3/25	at Arkansas State	L, 2-8
4/2	Louisiana Tech	W, 4-2
4/2	Louisiana Tech	W, 2-1
4/4	at Nicholls State	L, 0-1
4/4	at Nicholls State	L, 1-5
4/8	at UL Lafayette	L, 2-3
4/8	at UL Lafayette	L, 1-4
4/9	at UL Lafayette	W, 7-3
4/20	Centenary	L, 1-2
4/20	Centenary	W, 5-4
4/23	at Louisiana Tech	L, 1-5
4/23	at Louisiana Tech	L, 2-6
4/25	Nicholls State	L, 5-11

4/25	Nicholls State	L, 4-6
4/27	at SE Louisiana	L, 2-3
4/27	at SE Louisiana	L, 2-9
4/29	at Memphis	W, 8-6
4/29	at Memphis	L, 2-8

1975 • 13-17

Coach: Chick Childress

2/25	Louisiana Tech	L, 5-7
2/27	at Nicholls State	L, 1-4
2/27	at Nicholls State	L, 2-5
3/1	at Henderson State	W, 7-0
3/1	at Henderson State	W, 9-1
3/8	Oklahoma State	L, 6-14
3/8	Oklahoma State	W, 3-2
3/17	at Louisiana Tech	L, 3-4
3/20	Northwestern State	W, 14-7
3/20	Northwestern State	L, 1-3
3/22	Ole Miss	L, 4-5
3/22	Ole Miss	L, 1-12
4/4	Aurora	W, 5-4
4/4	Aurora	W, 8-1
4/5	Centenary	W, 4-3
4/5	Centenary	L, 4-10
4/9	at Northwestern State	L, 1-8
4/9	at Northwestern State	W, 5-4
4/14	at Texas A&M	L, 1-2
4/14	at Texas A&M	L, 2-3
4/15	at TCU	L, 1-12
4/15	at TCU	W, 6-4
4/19	at Centenary	W, 3-0
4/19	at Centenary	W, 5-4
4/22	at McNeese State	L, 7-8
4/22	at McNeese State	L, 5-10
4/24	Nicholls State	L, 2-4
4/24	Nicholls State	L, 7-13
4/28	Grambling State	W, 4-2
4/28	Grambling State	W, 6-0

1976 • 20-13

Coach: Lou St. Amant

3/1	Northwestern State	W, 6-2
3/1	Northwestern State	L, 2-5
3/6	at Memphis	L, 2-6
3/6	at Memphis	L, 4-10
3/10	Grambling State	W, 2-1
3/10	Grambling State	W, 5-3
3/12	Ole Miss	L, 1-19
3/12	Ole Miss	W, 9-8
3/13	at Centenary	W, 10-0
3/15	Delta State	W, 6-0
3/15	Delta State	W, 6-2
3/18	Arkansas-Monticello	W, 7-2
3/18	Arkansas-Monticello	W, 10-1
3/19	Wisc.-Stevens Point	W, 2-0
3/19	Wisc.-Stevens Point	W, 11-4
3/23	Louisiana Tech	L, 3-5
3/23	Louisiana Tech	W, 7-1
3/26	Louisiana College	W, 3-2
3/26	Louisiana College	W, 4-0
3/29	Arkansas-Monticello	L, 7-9
3/29	Arkansas-Monticello	W, 9-1
4/12	Louisiana College	W, 6-4
4/12	Louisiana College	W, 6-5
4/15	at UL Lafayette	L, 6-12
4/15	at UL Lafayette	W, 8-5
4/16	at UL Lafayette	L, 6-7
4/16	at UL Lafayette	L, 3-5
4/21	at Grambling State	W, 4-1
4/21	at Grambling State	L, 2-4
4/24	Centenary	W, 2-0
4/24	Centenary	L, 3-13
4/27	at Louisiana Tech	L, 0-5
4/27	at Louisiana Tech	L, 2-4

1977 • 17-24-1

Coach: Lou St. Amant

2/26	at Tulane	L, 6-15
2/26	at Tulane	L, 2-4
2/28	at Nicholls State	L, 1-7
2/28	at Nicholls State	L, 8-9
3/7	at Lamar	L, 3-15
3/7	at Lamar	T, 7-7
3/8	at Houston	L, 3-12
3/8	at Houston	L, 0-19
3/16	at Louisiana College	W, 7-0
3/16	at Louisiana College	L, 6-7
3/18	Wisc.-Stevens Point	L, 3-5
3/18	Wisc.-Stevens Point	W, 13-12
3/19	McNeese State	W, 6-2
3/19	McNeese State	W, 4-3
3/21	Carroll College	W, 6-3
3/21	Carroll College	W, 7-1
3/23	at Centenary	W, 10-4
3/23	at Centenary	L, 3-7
3/24	Missouri-St. Louis	L, 3-5
3/26	at Grambling State	L, 5-9
3/26	at Grambling State	W, 6-5
3/27	Grambling State	L, 2-4
3/27	Grambling State	L, 0-9
4/3	Louisiana Tech	L, 1-6
4/3	Louisiana Tech	W, 4-0
4/7	at New Orleans	L, 1-4
4/7	at New Orleans	L, 2-12
4/8	at New Orleans	L, 1-4
4/9	Nicholls State	W, 2-0
4/9	Nicholls State	W, 4-3
4/15	Northwestern State	W, 1-0
4/15	Northwestern State	W, 4-3
4/16	Louisiana College	W, 3-2
4/16	Louisiana College	L, 7-8
4/19	at Louisiana Tech	L, 12-17
4/19	at Louisiana Tech	L, 2-5
4/24	Northwestern State	L, 6-7
4/24	Northwestern State	W, 15-7
4/27	William Carey	L, 2-10
4/27	William Carey	L, 4-10
4/30	Centenary	W, 7-1
4/30	Centenary	W, 5-0

1978 • 20-38

Coach: Lou St. Amant

2/25	at Tulane	L, 0-5
2/25	at Tulane	L, 3-5
2/26	at Tulane	L, 0-9
2/26	at Tulane	L, 0-12
2/27	at New Orleans	L, 1-6
2/27	at New Orleans	L, 1-9
3/2	at Northwestern State	L, 1-5
3/2	at Northwestern State	L, 3-4
3/4	at McNeese State	L, 5-6
3/4	at McNeese State	L, 7-8
3/5	at McNeese State	L, 0-6
3/6	at Lamar	L, 2-9
3/6	at Lamar	L, 6-11
3/7	at Houston	L, 3-7
3/7	at Houston	W, 8-4
3/11	McNeese State	L, 2-4
3/11	McNeese State	L, 2-3
3/12	McNeese State	L, 0-7
3/15	at Grambling State	W, 9-6
3/15	at Grambling State	W, 9-3
3/16	Louisiana Tech	W, 7-5
3/16	Louisiana Tech	L, 4-12
3/18	Wisc.-Stevens Point	W, 10-9
3/18	Wisc.-Stevens Point	W, 3-2
3/19	Wisc.-Stevens Point	W, 8-0
3/19	Wisc.-Stevens Point	L, 9-11
3/21	Buena Vista	W, 5-2

YEAR-BY-YEAR RESULTS

3/21	Buena Vista	W, 10-2
3/23	Missouri-St. Louis	L, 1-3
3/23	Missouri-St. Louis	L, 3-12
4/1	at Centenary	W, 9-3
4/1	at Centenary	W, 7-5
4/2	Northwestern State	W, 4-3
4/2	Northwestern State	L, 4-7
4/4	Little Rock	L, 3-7
4/4	Little Rock	W, 15-2
4/8	Louisiana College	L, 5-7
4/8	Louisiana College	L, 2-9
4/12	at Louisiana Tech	W, 4-2
4/12	at Louisiana Tech	L, 1-4
4/15	Northwestern State	W, 7-4
4/15	Northwestern State	W, 7-5
4/17	at UL Lafayette	L, 0-14
4/17	at UL Lafayette	L, 1-8
4/18	William Carey	L, 6-12
4/18	William Carey	L, 1-11
4/19	at Louisiana College	L, 6-13
4/19	at Louisiana College	L, 1-8
4/22	Centenary	W, 7-4
4/22	Centenary	W, 4-2
4/23	at Northwestern State	L, 4-5
4/23	at Northwestern State	L, 2-5
4/26	at SE Louisiana	L, 4-7
4/26	at SE Louisiana	L, 5-6
4/28	Grambling State	W, 3-0
4/28	Grambling State	L, 3-7
5/6	Memphis	W, 2-1
5/6	Memphis	L, 0-5

1979 • 22-26

Coach: Lou St. Amant

2/26	at Texas A&M	L, 11-12
2/26	at Texas A&M	L, 0-3
2/27	at Texas A&M	L, 4-14
2/27	at Texas A&M	W, 10-5
3/1	at Northwestern State	L, 4-8
3/1	at Northwestern State	W, 6-4
3/4	at Tulane	L, 2-6
3/4	at Tulane	L, 1-4
3/5	at Tulane	L, 1-8
3/5	at Tulane	L, 0-1
3/7	Little Rock	W, 8-7
3/7	Little Rock	W, 4-0
3/12	at Lamar	L, 1-7
3/12	at Lamar	L, 0-2
3/13	at Lamar	L, 1-6
3/13	at Lamar	L, 0-2
3/14	at McNeese State	L, 0-8
3/14	at McNeese State	L, 1-2
3/17	LeTourneau	W, 5-0
3/17	LeTourneau	W, 12-0
3/18	Nicholls State	L, 1-5
3/18	Nicholls State	W, 2-0
3/20	at Mississippi College	W, 6-1
3/20	at Mississippi College	W, 6-4
3/24	Wisc.-Stevens Point	W, 12-0
3/24	Wisc.-Stevens Point	W, 7-0
3/25	at Centenary	W, 5-0
3/25	at Centenary	W, 4-0
3/27	at Grambling State	L, 3-4
3/27	at Grambling State	W, 9-5
4/7	Northwestern State	W, 1-0
4/7	Northwestern State	W, 5-0
4/12	Northwestern State	W, 2-1
4/12	Little Rock	L, 2-4
4/13	Centenary	W, 2-1
4/13	Louisiana College	W, 5-0
4/16	at William Carey	L, 6-17
4/16	at William Carey	L, 5-6
4/17	at South Alabama	L, 2-7
4/19	Grambling State	L, 4-9

4/19	Grambling State	W, 1-0
4/24	Mississippi College	W, 2-1
4/24	Mississippi College	L, 3-7
5/5	at Memphis	L, 4-8
5/5	at Memphis	L, 1-3
5/7	\$Hardin-Simmons	L, 0-7
5/8	\$Centenary	W, 10-9
5/8	\$Oklahoma City	L, 5-14
\$ Atlantic Sun Tournament (Shreveport, La.)		

1980 • 20-15

Coach: Lou St. Amant

2/22	at Texas A&M	L, 2-11
2/22	at Texas A&M	L, 5-13
2/23	at Texas A&M	L, 3-8
2/23	at Texas A&M	L, 2-8
2/26	at East Texas Baptist	W, 14-3
2/26	at East Texas Baptist	W, 16-4
3/8	Northwestern State	W, 2-0
3/8	Northwestern State	W, 5-2
3/9	Louisiana Tech	W, 3-2
3/9	Louisiana Tech	W, 1-0
3/11	East Texas Baptist	W, 11-4
3/11	East Texas Baptist	W, 2-1
3/15	Grambling State	W, 10-3
3/15	Grambling State	L, 8-9
3/22	McNeese State	L, 0-1
3/22	McNeese State	W, 6-2
3/26	at Louisiana Tech	W, 6-5
3/26	at Louisiana Tech	L, 4-5
3/29	SE Louisiana	L, 3-8
3/29	SE Louisiana	W, 4-1
4/9	at McNeese State	L, 6-13
4/9	at McNeese State	L, 5-10
4/15	at Centenary	L, 1-2
4/16	Louisiana College	W, 17-3
4/16	Louisiana College	W, 8-5
4/18	Northwestern State	L, 0-7
4/18	Northwestern State	L, 5-6
4/19	Mississippi College	W, 14-2
4/19	Mississippi College	W, 5-2
4/20	Louisiana College	W, 5-1
4/20	Louisiana College	W, 13-3
4/21	at Northwestern State	W, 12-9
5/1	\$Georgia Southern	L, 6-8
5/2	\$Centenary	W, 14-7
5/3	\$Mercer	L, 0-7
\$ Atlantic Sun Tournament (Macon, Ga.)		

1981 • 33-22 / 6-6 A-Sun

Coach: Lou St. Amant

2/27	at Texas A&M	W, 11-9
2/27	at Texas A&M	W, 9-7
2/28	at Texas A&M	L, 5-15
2/28	at Texas A&M	L, 3-8
3/3	at Mississippi College	L, 1-7
3/3	at Mississippi College	W, 10-1
3/7	East Texas Baptist	W, 10-7
3/7	East Texas Baptist	W, 8-3
3/8	Little Rock	W, 10-0
3/8	Little Rock	W, 14-4
3/11	Louisiana Tech	L, 2-3
3/11	Louisiana Tech	W, 8-7
3/14	at McNeese State	L, 5-6
3/14	at McNeese State	L, 2-3
3/15	at Nicholls State	W, 6-4
3/15	at Nicholls State	W, 13-2
3/17	Wisc.-Stevens Point	W, 4-2
3/17	Wisc.-Stevens Point	W, 9-1
3/18	*Hardin-Simmons	L, 1-20
3/18	*Hardin-Simmons	W, 8-7
3/24	*Centenary	L, 0-11
3/24	*Centenary	W, 4-3
3/25	McNeese State	L, 3-7

3/25	McNeese State	W, 5-4
3/28	at Little Rock	L, 2-7
3/28	at Little Rock	L, 3-11
3/31	at SE Louisiana	L, 3-6
3/31	at SE Louisiana	W, 7-6
4/1	Arkansas-Monticello	W, 10-0
4/1	Arkansas-Monticello	W, 7-5
4/2	Nicholls State	W, 3-0
4/2	Nicholls State	L, 3-4
4/4	*at Hardin-Simmons	L, 1-4
4/4	*at Hardin-Simmons	L, 7-8
4/7	*at Northwestern State	W, 7-5
4/7	*at Northwestern State	W, 8-2
4/10	*at Centenary	L, 4-5
4/10	*at Centenary	L, 1-2
4/11	Louisiana College	W, 2-1
4/11	Louisiana College	W, 4-3
4/13	Mississippi College	W, 5-4
4/13	Mississippi College	W, 4-3
4/15	at Tulane	L, 10-14
4/16	at Tulane	L, 5-6
4/17	at Tulane	L, 4-8
4/18	at New Orleans	W, 6-2
4/18	at New Orleans	L, 1-13
4/22	Grambling State	W, 11-7
4/22	Grambling State	W, 6-2
4/24	at Louisiana Tech	W, 4-3
4/24	at Louisiana Tech	L, 3-4
4/25	*Northwestern State	W, 8-0
4/25	*Northwestern State	W, 9-3
4/27	SE Louisiana	W, 9-3
4/27	SE Louisiana	W, 8-3
* Atlantic Sun Game		

1982 • 22-29-1 / 7-5 A-Sun

Coach: Lou St. Amant

2/22	Delta State	W, 8-0
2/22	Delta State	W, 7-6
2/23	at Mississippi College	L, 0-9
2/23	at Mississippi College	W, 5-4
2/24	at Grambling State	L, 0-10
2/24	at Grambling State	L, 2-4
2/27	at Texas A&M	L, 3-4
2/27	at Texas A&M	L, 0-1
3/1	at Ole Miss	L, 3-5
3/1	at Ole Miss	L, 0-1
3/3	Central Missouri	W, 3-2
3/3	Central Missouri	W, 3-2
3/6	*at Centenary	W, 8-2
3/6	*at Centenary	L, 4-8
3/7	Arkansas-Monticello	W, 11-1
3/7	Arkansas-Monticello	W, 8-0
3/13	*Northwestern State	W, 6-0
3/13	*Northwestern State	L, 1-7
3/14	UL Lafayette	L, 1-11
3/14	UL Lafayette	L, 0-13
3/16	at Louisiana College	L, 1-3
3/16	at Louisiana College	W, 7-5
3/17	Louisiana Tech	W, 5-2
3/17	Louisiana Tech	W, 4-3
3/20	*Hardin-Simmons	L, 3-4
3/20	*Hardin-Simmons	L, 8-14
3/29	at Henderson State	L, 7-9
3/29	at Henderson State	T, 7-7
4/1	*at Northwestern State	W, 7-6
4/1	*at Northwestern State	W, 4-2
4/3	Nicholls State	L, 10-11
4/3	Nicholls State	W, 12-10
4/7	at SE Louisiana	L, 0-2
4/7	at SE Louisiana	L, 0-5
4/8	at Tulane	L, 1-5
4/8	at Tulane	L, 2-8
4/9	at Tulane	L, 0-7
4/9	at Tulane	L, 0-14

4/13	Grambling State	W, 6-5
4/13	Grambling State	L, 5-7
4/15	at Delta State	L, 0-17
4/15	at Delta State	L, 0-11
4/17	*at Hardin-Simmons	L, 1-2
4/17	*at Hardin-Simmons	W, 5-2
4/21	at Louisiana Tech	W, 7-3
4/21	at Louisiana Tech	L, 2-3
4/22	*Centenary	W, 14-5
4/22	*Centenary	W, 4-3
4/24	Little Rock	W, 8-2
4/29	\$Mercer	L, 2-9
4/30	\$Georgia Southern	W, 7-6
5/1	\$Mercer	L, 4-12
* Atlantic Sun Game		
\$ Atlantic Sun Tournament (Macon, Ga.)		

1983 • 32-21 / 11-3 SLC

Coach: Lou St. Amant

SLC CHAMPIONS

NCAA REGIONAL

2/19	at Nicholls State	L, 4-6
2/20	at Tulane	L, 2-4
2/20	at Tulane	L, 3-16
2/24	Central Missouri	W, 14-5
2/24	Central Missouri	W, 5-4
2/26	at Southern Miss	L, 4-5
2/26	at Southern Miss	L, 1-5
3/3	Little Rock	W, 7-2
3/3	Little Rock	L, 0-2
3/6	Nicholls State	W, 10-6
3/6	Nicholls State	L, 3-4
3/8	Christian Brothers	W, 13-8
3/9	Wisc.-Stevens Point	W, 8-3
3/9	Wisc.-Stevens Point	W, 7-4
3/10	Wisc.-Stevens Point	W, 12-0
3/10	Wisc.-Stevens Point	W, 7-6
3/12	Northwestern State	W, 3-2
3/12	Northwestern State	W, 7-5
3/17	Southern	W, 4-1
3/19	McNeese State	L, 0-3
3/19	McNeese State	W, 11-9
3/25	*at Louisiana Tech	W, 2-1
3/25	*at Louisiana Tech	W, 6-0
3/26	*at Louisiana Tech	W, 2-1
3/26	*at Louisiana Tech	L, 2-9
3/29	Stephen F. Austin	W, 11-4
3/29	Stephen F. Austin	L, 1-6
3/30	% Tulane	L, 5-6
3/31	% New Orleans	L, 0-6
4/9	*Arkansas State	W, 12-10
4/9	*Arkansas State	L, 5-8
4/10	*Arkansas State	W, 6-2
4/10	*Arkansas State	W, 12-10
4/13	Henderson State	W, 7-1
4/14	Louisiana College	W, 7-2
4/16	at McNeese State	L, 5-6
4/16	at McNeese State	W, 5-2
4/23	*Louisiana Tech	W, 9-2
4/23	*Louisiana Tech	W, 7-6
4/24	*Louisiana Tech	W, 6-3
4/24	*Louisiana Tech	L, 1-2
4/26	at New Orleans	W, 7-5
4/27	at LSU	L, 1-3
4/27	at LSU	L, 4-7
4/30	*at Arkansas State	W, 6-3
4/30	*at Arkansas State	W, 5-4
5/6	&at Lamar	L, 7-8
5/6	&at Lamar	W, 7-5
5/7	&Lamar	W, 6-5
5/7	&Lamar	L, 1-7

YEAR-BY-YEAR RESULTS

5/8	&Lamar	W, 5-0
5/13	\$Texas	L, 0-15
5/14	\$UT-Pan American	L, 8-9
% News Star World Classic		
* SLC Game		
& SLC Playoff Games		
\$ NCAA Central Regional (Austin, Texas)		

1984 • 34-16 / 10-5 SLC Coach: Lou St. Amant

2/18	at New Orleans	L, 1-13
2/19	at New Orleans	L, 5-10
2/20	at Tulane	L, 2-9
2/23	at Stephen F. Austin	W, 3-1
2/23	at Stephen F. Austin	L, 0-2
3/1	Little Rock	W, 10-6
3/1	Little Rock	W, 1-0
3/2	at Arkansas-Monticello	W, 10-1
3/2	at Arkansas-Monticello	W, 7-1
3/6	at Southern	L, 8-10
3/8	Marymount	W, 9-1
3/8	Marymount	W, 13-0
3/12	Texas A&M	W, 4-3
3/14	Wisc.-Stevens Point	W, 10-5
3/14	Wisc.-Stevens Point	W, 11-5
3/15	Louisiana College	W, 10-2
3/15	Louisiana College	W, 10-1
3/17	*McNeese State	W, 10-1
3/17	*McNeese State	L, 2-3
3/18	*McNeese State	W, 4-3
3/21	at Northwestern State	L, 2-3
3/21	at Northwestern State	W, 12-2
3/24	*at North Texas	W, 2-1
3/24	*at North Texas	W, 11-4
3/25	*at North Texas	W, 11-3
3/29	LSU	L, 5-6
3/31	*Louisiana Tech	W, 7-3
3/31	*Louisiana Tech	W, 3-1
4/1	*Louisiana Tech	L, 4-11
4/4	at Centenary	W, 12-2
4/5	Arkansas-Monticello	W, 17-2
4/5	Arkansas-Monticello	W, 3-0
4/7	*at Lamar	L, 0-3
4/7	*at Lamar	L, 0-3
4/8	*at Lamar	L, 5-8
4/11	Southern Miss	W, 10-9
4/11	Southern Miss	W, 5-4
4/12	at Louisiana College	W, 5-4
4/17	Stephen F. Austin	W, 12-4
4/17	Stephen F. Austin	W, 5-3
4/18	SE Louisiana	W, 10-3
4/18	SE Louisiana	L, 3-9
4/19	\$New Orleans	L, 3-14
4/20	\$Tulane	L, 4-5
4/21	\$Northwestern State	W, 9-1
4/25	Northwestern State	L, 1-8
4/25	Northwestern State	W, 4-3
4/28	*Arkansas State	W, 9-5
4/28	*Arkansas State	W, 7-5
4/29	*Arkansas State	W, 5-2
* SLC Game		
\$ News Star World Classic		

1985 • 26-22-1 / 5-8-1 SLC Coach: Lou St. Amant

2/16	at Tulane	L, 4-15
2/16	at Tulane	L, 0-23
2/17	at Tulane	L, 1-9
2/18	at Nicholls State	W, 7-6
2/19	at Southern Miss	L, 1-3
2/19	at Southern Miss	L, 2-5
2/20	at SE Louisiana	L, 1-6
2/20	at SE Louisiana	L, 1-4
2/22	at Stephen F. Austin	W, 3-1

2/23	at Texas A&M	L, 1-10
2/23	at Texas A&M	L, 11-12
3/3	at UL Lafayette	L, 3-4
3/5	Central Missouri	W, 7-1
3/5	Central Missouri	W, 7-2
3/6	Stephen F. Austin	W, 5-4
3/6	Stephen F. Austin	W, 9-3
3/7	at Delta State	L, 4-7
3/7	at Delta State	W, 5-4
3/9	*UT Arlington	L, 1-2
3/9	*UT Arlington	W, 7-0
3/10	*UT Arlington	W, 8-5
3/13	at Louisiana College	W, 5-1
3/13	at Louisiana College	W, 12-0
3/14	Southern Miss	W, 6-5
3/16	*at McNeese State	L, 3-7
3/16	*at McNeese State	T, 5-5
3/23	*North Texas	W, 6-2
3/23	*North Texas	W, 4-0
3/24	*North Texas	W, 4-2
3/25	at LSU	L, 2-10
3/30	*at Louisiana Tech	L, 0-2
3/30	*at Louisiana Tech	L, 2-13
3/31	*at Louisiana Tech	L, 0-7
4/4	at Ole Miss	L, 2-3
4/9	Delta State	W, 4-1
4/9	Delta State	W, 1-0
4/10	at Northwestern State	W, 17-2
4/13	*Lamar	L, 5-2
4/13	*Lamar	L, 2-6
4/14	*Lamar	L, 9-12
4/16	Little Rock	W, 9-2
4/16	Little Rock	W, 2-1
4/17	Louisiana College	W, 10-0
4/17	Louisiana College	W, 10-2
4/18	Centenary	W, 4-1
4/20	Northwestern State	W, 7-0
4/20	Northwestern State	W, 8-7
4/21	UL Lafayette	L, 1-7
4/23	at Centenary	W, 18-0
*SLC Game		

1986 • 25-22 / 6-12 SLC Coach: Lou St. Amant

2/22	Stephen F. Austin	W, 6-1
2/22	Stephen F. Austin	L, 1-4
2/26	Delta State	W, 9-7
3/1	Nicholls State	L, 9-10
3/2	Nicholls State	W, 7-6
3/3	Christian Brothers	W, 10-3
3/4	at LSU	L, 6-14
3/5	at Southern	W, 11-10
3/7	Texas A&M	L, 2-6
3/7	Texas A&M	L, 2-13
3/8	Northwestern State	W, 15-6
3/9	Kansas State	W, 14-2
3/9	Kansas State	W, 4-3
3/10	Mississippi College	W, 28-5
3/15	*at Lamar	L, 0-6
3/15	*at Lamar	L, 2-3
3/16	*at Lamar	L, 3-4
3/19	at Stephen F. Austin	W, 14-3
3/19	at Stephen F. Austin	W, 4-3
3/22	*North Texas	L, 3-5
3/22	*North Texas	W, 4-3
3/23	*North Texas	W, 4-3
3/25	LSU	L, 5-13
3/27	*at Louisiana Tech	L, 4-10
3/27	*at Louisiana Tech	L, 4-10
3/28	*at Louisiana Tech	L, 3-5
3/30	Quincy College	W, 4-3
3/31	at Southern Miss	L, 1-7
4/1	at Southern Miss	L, 0-4
4/2	at SE Louisiana	W, 10-7

4/5	*UT Arlington	W, 10-9
4/5	*UT Arlington	L, 1-8
4/6	*UT Arlington	L, 1-8
4/10	at Mississippi College	L, 2-5
4/12	*McNeese State	L, 2-4
4/12	*McNeese State	L, 6-10
4/13	*McNeese State	W, 8-4
4/16	Northwestern State	L, 6-7
4/17	at Delta State	W, 13-10
4/21	SE Louisiana	W, 6-3
4/22	at Louisiana College	W, 8-1
4/23	Centenary	W, 9-5
4/26	*at Arkansas State	W, 4-3
4/26	*at Arkansas State	W, 5-1
4/27	*at Arkansas State	L, 3-4
5/3	Louisiana College	W, 12-11
5/4	New Orleans	W, 8-7
* SLC Game		

1987 • 24-28-1 / 7-8 SLC Coach: Lou St. Amant

2/13	at Texas A&M	L, 4-16
2/14	at Texas A&M	L, 0-2
2/14	at Texas A&M	L, 3-12
2/22	at Northwestern State	W, 14-4
2/28	at Tulane	L, 3-4
2/28	at Tulane	L, 3-4
3/2	at New Orleans	L, 4-7
3/4	at Centenary	L, 7-8
3/4	at Centenary	W, 16-6
3/7	at McNeese State	W, 9-4
3/7	at McNeese State	L, 2-3
3/8	at McNeese State	L, 3-4
3/10	Mississippi	T, 6-6
3/11	Delta State	W, 6-4
3/12	Southern Miss	L, 1-5
3/13	Southern Miss	W, 7-2
3/14	Tulane	L, 0-3
3/14	Tulane	W, 14-3
3/15	Tulane	W, 9-8
3/19	at Northwestern State	L, 3-8
3/20	Northwestern State	W, 8-3
3/21	Northwestern State	W, 15-5
3/25	Louisiana College	W, 7-1
3/26	at Delta State	W, 5-1
3/28	*Louisiana Tech	L, 0-4
3/28	*Louisiana Tech	W, 8-3
3/29	*Louisiana Tech	L, 1-7
3/29	*Louisiana Tech	W, 5-4
3/31	at LSU	L, 0-15
4/1	at Nicholls State	L, 3-4
4/4	*at Arkansas State	L, 4-5
4/4	*at Arkansas State	W, 6-4
4/5	*at Arkansas State	W, 12-2
4/5	*at Arkansas State	L, 4-8
4/8	Stephen F. Austin	W, 4-3
4/8	Stephen F. Austin	L, 2-6
4/9	at Louisiana College	W, 16-1
4/11	McNeese State	L, 1-2
4/11	McNeese State	W, 4-1
4/12	McNeese State	W, 16-13
4/15	LSU	L, 3-9
4/20	at Southern Miss	L, 6-7
4/21	at Southern Miss	W, 5-3
4/22	at SE Louisiana	L, 0-4
4/22	at SE Louisiana	L, 1-7
4/25	*at Louisiana Tech	L, 1-9
4/25	*at Louisiana Tech	W, 9-3
4/26	*at Louisiana Tech	L, 1-3
4/26	*at Louisiana Tech	L, 8-9
4/29	at Ole Miss	W, 14-12
5/2	*Arkansas State	L, 1-2
5/3	*Arkansas State	W, 9-0 (forfeit)
5/3	*Arkansas State	W, 9-0 (forfeit)

* SLC Game

1988 • 19-26 / 11-8 SLC Coach: Lou St. Amant

2/13	at Southern Miss	L, 2-6
2/14	at Southern Miss	W, 2-1
2/17	Delta State	W, 13-3
2/20	Southern Miss	L, 3-11
2/21	Southern Miss	L, 6-11
2/26	Louisiana College	W, 3-11
2/28	Texas A&M	L, 4-10
2/28	Texas A&M	L, 3-13
2/29	Texas A&M	L, 0-9
3/5	SE Louisiana	W, 4-3
3/6	Nicholls State	L, 4-10
3/8	Louisiana Tech	L, 8-10
3/12	Tulane	L, 3-6
3/13	Tulane	W, 5-4
3/16	Ole Miss	L, 1-10
3/17	Central Missouri	L, 1-5
3/17	Central Missouri	W, 12-3
3/19	*at UT Arlington	W, 6-4
3/19	*at UT Arlington	L, 4-9
3/20	*at UT Arlington	W, 2-1
3/22	Centenary	L, 6-12
3/26	*North Texas	W, 8-7
3/26	*North Texas	W, 7-4
3/27	*North Texas	W, 7-2
4/1	at Tulane	L, 10-11
4/5	at Louisiana Tech	L, 6-21
4/5	at Louisiana Tech	L, 3-5
4/6	at LSU	L, 7-8
4/9	*Sam Houston State	W, 6-5
4/9	*Sam Houston State	W, 5-0
4/10	*Sam Houston State	L, 5-9
4/13	at Louisiana College	W, 15-9
4/16	*at Texas State	W, 4-1
4/16	*at Texas State	L, 6-8
4/20	at Ole Miss	L, 0-4
4/21	at Delta State	W, 7-6
4/23	*Stephen F. Austin	L, 5-7
4/23	*Stephen F. Austin	L, 9-10
4/24	*Stephen F. Austin	W, 7-6
4/26	at Centenary	L, 8-10
4/30	*at McNeese State	W, 12-10
4/30	*at McNeese State	L, 4-5
5/7	*at Northwestern State	W, 8-1
5/7	*at Northwestern State	L, 2-3
5/8	*at Northwestern State	L, 0-5
* SLC Game		

1989 • 14-29 / 6-10 SLC Coach: Lou St. Amant

2/11	at South Alabama	L, 4-19
2/12	at South Alabama	L, 6-10
2/17	at Texas A&M	L, 2-8
2/17	at Texas A&M	L, 0-15
2/21	at Centenary	L, 3-4
2/25	at Southern Miss	L, 1-14
2/26	at Southern Miss	L, 0-6
3/4	at Tulane	L, 10-14
3/11	at Louisiana Tech	L, 6-10
3/12	Louisiana Tech	L, 4-9
3/12	Louisiana Tech	L, 3-6
3/14	Centenary	W, 7-3
3/15	St. Louis	W, 16-7
3/16	St. Louis	L, 2-4
3/16	St. Louis	W, 14-2
3/18	*at UT Arlington	L, 1-8
3/18	*at UT Arlington	L, 1-5
3/19	*at UT Arlington	L, 4-8
3/23	Tulane	L, 0-1
3/24	Tulane	W, 8-3
3/25	Southern Miss	L, 4-6

2019 ULM BASEBALL

YEAR-BY-YEAR RESULTS

3/26	Southern Miss	L, 9-11
3/29	Louisiana College	L, 4-6
3/29	Louisiana College	W, 13-1
4/8	*at Sam Houston State	W, 5-1
4/8	*at Sam Houston State	L, 1-4
4/9	*at Sam Houston State	W, 7-4
4/12	at Ole Miss	W, 10-5
4/13	at Delta State	L, 1-4
4/15	*Texas State	L, 4-5
4/15	*Texas State	W, 7-0
4/16	*Texas State	L, 7-11
4/18	at Louisiana College	W, 8-1
4/18	at Louisiana College	W, 7-4
4/22	*at Stephen F. Austin	W, 6-2
4/22	*at Stephen F. Austin	L, 1-2
4/23	*at Stephen F. Austin	W, 8-2
4/25	at LSU	L, 6-7
4/26	at Southern	L, 11-12
4/29	*McNeese State	L, 5-8
4/29	*McNeese State	W, 4-3
5/6	*Northwestern State	L, 2-6
5/6	*Northwestern State	L, 2-6
* SLC Game		

1990 • 28-17 / 10-8 SLC Coach: Lou St. Amant

2/15	Louisiana College	W, 3-0
2/15	Louisiana College	W, 9-1
2/18	at Arkansas-Monticello	W, 13-0
2/25	Texas A&M	W, 5-2
2/25	Texas A&M	W, 6-2
2/26	Texas A&M	L, 5-6
2/28	at Centenary	W, 5-3
3/3	East Texas Baptist	W, 5-4
3/3	East Texas Baptist	W, 2-0
3/4	Arkansas-Monticello	W, 10-6
3/4	Arkansas-Monticello	L, 3-5
3/6	Southern Miss	W, 10-7
3/10	Centenary	W, 6-4
3/14	Ole Miss	W, 7-2
3/17	*Texas State	W, 6-1
3/17	*Texas State	W, 7-3
3/18	*Texas State	L, 5-14
3/22	at Louisiana College	W, 15-7
3/24	*at Sam Houston State	L, 0-5
3/24	*at Sam Houston State	W, 12-2
3/25	*at Sam Houston State	L, 4-8
3/31	*UT Arlington	W, 4-3
3/31	*UT Arlington	L, 2-4
4/1	*UT Arlington	L, 2-11
4/3	at East Texas Baptist	W, 10-3
4/3	at East Texas Baptist	W, 14-2
4/7	*at McNeese State	L, 0-4
4/7	*at McNeese State	L, 1-2
4/8	*at McNeese State	L, 5-12
4/11	at South Alabama	L, 0-7
4/12	at South Alabama	L, 2-6
4/13	at South Alabama	W, 9-2
4/17	at Mississippi State	L, 3-5
4/18	at Mississippi State	L, 3-5
4/21	*Stephen F. Austin	W, 2-1
4/21	*Stephen F. Austin	W, 8-0
4/22	*Stephen F. Austin	W, 4-3
4/25	at Louisiana College	W, 5-4
4/25	at Louisiana College	W, 15-6
4/28	*at Northwestern State	W, 4-0
4/28	*at Northwestern State	W, 4-1
4/29	*at Northwestern State	W, 7-4
5/4	§Louisiana Tech	L, 5-10
5/5	§at Louisiana Tech	L, 10-12
5/5	§at Louisiana Tech	L, 5-7
§ Pelican Cup Series		
* SLC Game		

1991 • 21-30 / 6-11 SLC Coach: Lou St. Amant

2/9	at Houston	L, 0-5
2/10	at Rice	W, 7-4
2/11	at Texas Lutheran	W, 8-3
2/12	at Texas Southern	W, 6-4
2/14	at Houston Baptist	L, 7-8
2/15	at Texas A&M	L, 2-13
2/15	at Texas A&M	L, 5-8
2/16	at Texas A&M	L, 0-4
2/23	Southern Miss	W, 3-1
2/24	Southern Miss	L, 2-4
2/25	at Centenary	W, 6-4
2/28	at Tarleton State	W, 17-9
3/1	at TCU	L, 9-10
3/1	at TCU	L, 1-10
3/2	at TCU	L, 1-8
3/5	at UAB	L, 3-11
3/6	at Alabama	L, 0-9
3/9	Mississippi	L, 1-2
3/10	Little Rock	W, 5-2
3/11	St. Louis	L, 3-4
3/13	at Mississippi	W, 7-2
3/16	*Northwestern State	L, 0-4
3/16	*Northwestern State	W, 14-2
3/18	*Northwestern State	W, 5-4
3/20	at Little Rock	W, 13-7
3/23	*at Stephen F. Austin	L, 3-4
3/23	*at Stephen F. Austin	L, 1-5
3/24	*at Stephen F. Austin	W, 7-4
3/26	at West Florida	W, 7-2
3/27	at South Alabama	L, 6-14
3/28	at South Alabama	W, 14-6
3/30	§at Louisiana Tech	L, 3-9
4/1	§Louisiana Tech	W, 10-4
4/1	§Louisiana Tech	L, 5-12
4/3	at Tulane	W, 10-2
4/6	*McNeese State	W, 1-0
4/6	*McNeese State	W, 4-3
4/7	*McNeese State	W, 1-0
4/9	Louisiana College	W, 11-1
4/13	*at UT Arlington	L, 0-9
4/13	*at UT Arlington	L, 3-10
4/14	*at UT Arlington	L, 2-7
4/16	at Southern Miss	L, 3-6
4/17	at Southern Miss	L, 7-8
4/20	*Sam Houston State	L, 1-8
4/20	*Sam Houston State	L, 0-4
4/21	*Sam Houston State	L, 3-4
4/24	at LSU	L, 3-12
4/25	Louisiana College	W, 6-5
4/28	*at Texas State	L, 3-4
4/28	*at Texas State	L, 5-6
§ Pelican Cup Series		
* SLC Game		

1992 • 24-24 / 9-12 SLC Coach: Lou St. Amant

2/16	at SE Louisiana	L, 3-5
2/18	Louisiana College	W, 18-3
2/19	LeTourneau	W, 11-0
2/22	at Southern Miss	L, 2-6
2/23	at Southern Miss	L, 3-6
2/26	at Ole Miss	L, 1-2
2/28	at Tulane	L, 1-3
2/29	at Tulane	L, 3-11
3/2	Little Rock	W, 9-4
3/7	*Northwestern State	W, 5-4
3/7	*Northwestern State	L, 3-6
3/8	*Northwestern State	L, 5-10
3/11	Loyola	W, 25-1
3/13	§Northwestern State	W, 11-2
3/14	§Grambling State	W, 11-5
3/15	§Northwestern State	L, 1-2

3/15	§Northwestern State	L, 2-10
3/18	Southern Miss	L, 3-6
3/21	*at UT Arlington	L, 5-6
3/21	*at UT Arlington	L, 9-10
3/22	*at UT Arlington	W, 9-7
3/25	at Little Rock	W, 17-7
3/26	at Delta State	W, 13-4
3/28	*Texas State	L, 5-8
3/28	*Texas State	L, 3-16
3/29	*Texas State	L, 1-6
4/1	Mississippi	W, 9-5
4/3	Centenary	W, 8-7
4/4	Tarleton State	W, 9-1
4/5	Tarleton State	W, 15-1
4/7	at LSU	L, 5-6
4/11	*Nicholls State	W, 3-2
4/11	*Nicholls State	W, 13-1
4/12	*Nicholls State	L, 2-4
4/14	at Centenary	W, 18-6
4/15	at LeTourneau	W, 3-2
4/17	*at Sam Houston State	W, 5-2
4/17	*at Sam Houston State	L, 0-3
4/18	*at Sam Houston State	L, 4-5
4/22	Louisiana Tech	W, 15-5
4/23	Delta State	L, 3-4
4/25	*Stephen F. Austin	L, 4-6
4/25	*Stephen F. Austin	W, 8-5
4/26	*Stephen F. Austin	W, 18-5
4/28	LSU	L, 2-10
5/2	*McNeese State	W, 7-3
5/2	*McNeese State	L, 5-6
5/3	*McNeese State	W, 10-3
§ Louisiana Classic		
* SLC Game		

1993 • 13-26-1 / 5-18 SLC Coach: Lou St. Amant

2/19	at Texas A&M	L, 1-7
2/20	at Texas A&M	L, 1-9
2/21	at Rice	L, 3-15
2/22	at Prairie View A&M	W, 3-2
2/27	*at Northwestern State	L, 1-2
2/27	*at Northwestern State	L, 1-4
2/28	*at Northwestern State	L, 4-5
3/3	at Delta State	T, 10-10
3/6	*Texas-San Antonio	W, 14-6
3/6	*Texas-San Antonio	L, 6-9
3/7	*Texas-San Antonio	L, 2-7
3/10	Ole Miss	L, 1-5
3/18	at Louisiana College	W, 12-0
3/20	*UT Arlington	L, 2-3
3/20	*UT Arlington	L, 3-6
3/27	*at Texas State	L, 3-7
3/27	*at Texas State	L, 0-5
3/28	*at Texas State	L, 4-14
3/31	Southern Miss	L, 13-15
4/2	at Centenary	L, 6-8
4/5	at SE Louisiana	L, 10-15
4/6	at Southern Miss	W, 5-2
4/10	*at Nicholls State	L, 0-3
4/10	*at Nicholls State	L, 3-6
4/11	*at Nicholls State	L, 1-2
4/13	Centenary	W, 9-3
4/14	Little Rock	W, 4-3
4/17	*Sam Houston State	W, 6-2
4/17	*Sam Houston State	L, 0-1
4/18	*Sam Houston State	L, 2-6
4/21	Louisiana Tech	W, 8-3
4/23	at LSU-Shreveport	W, 11-5
4/24	*at Stephen F. Austin	W, 9-3
4/24	*at Stephen F. Austin	W, 7-3
4/25	*at Stephen F. Austin	L, 1-7
4/28	at Louisiana Tech	L, 1-7
5/4	Delta State	W, 8-1

5/8	*McNeese State	L, 0-1
5/8	*McNeese State	W, 7-0
5/9	*McNeese State	L, 0-11
* SLC Game		

1994 • 20-33 / 6-18 SLC Coach: Smoke Laval

2/13	at Spring Hill	L, 5-10
2/14	at Mobile College	W, 6-5
2/15	at South Alabama	L, 5-6
2/16	at South Alabama	L, 3-7
2/19	Tarleton State	W, 4-3
2/20	Tarleton State	W, 13-4
2/23	at Arkansas State	L, 5-14
2/24	at Arkansas State	L, 2-3
2/26	Ouachita Baptist	W, 8-2
2/26	Ouachita Baptist	W, 9-5
2/28	SE Louisiana	L, 3-9
3/5	*Northwestern State	L, 3-7
3/5	*Northwestern State	W, 5-1
3/6	*Northwestern State	L, 2-11
3/10	at LSU-Shreveport	W, 14-2
3/13	at Mississippi State	L, 1-8
3/13	at Mississippi State	L, 2-3
3/15	Alcorn State	W, 6-1
3/16	at UL Lafayette	L, 5-12
3/19	*at Sam Houston State	L, 0-4
3/19	*at Sam Houston State	L, 5-8
3/20	*at Sam Houston State	L, 4-5
3/23	Louisiana College	W, 10-4
3/26	*at Texas-San Antonio	W, 5-3
3/26	*at Texas-San Antonio	L, 5-12
3/27	*at Texas-San Antonio	L, 8-10
3/29	at Centenary	L, 6-8
3/30	Tulane	W, 5-2
3/31	Tulane	L, 3-9
4/1	*Stephen F. Austin	W, 11-6
4/2	*Stephen F. Austin	L, 0-4
4/2	*Stephen F. Austin	L, 4-8
4/7	at Tulane	L, 6-7
4/8	at Loyola	L, 4-5
4/9	*at Nicholls State	L, 1-6
4/9	*at Nicholls State	W, 2-1
4/10	*at Nicholls State	L, 1-3
4/13	Centenary	W, 13-12
4/16	*Texas State	W, 3-2
4/16	*Texas State	W, 6-1
4/17	*Texas State	L, 0-4
4/19	LSU-Shreveport	W, 4-1
4/22	at Louisiana College	W, 19-2
4/23	*at McNeese State	L, 1-2
4/23	*at McNeese State	L, 0-4
4/24	*at McNeese State	L, 0-23
4/26	Mississippi College	W, 6-5
4/26	Mississippi College	L, 1-12
4/29	Louisiana Tech	W, 8-2
4/30	at Louisiana Tech	L, 3-5
5/6	*UT Arlington	L, 4-8
5/6	*UT Arlington	L, 5-6
5/7	*UT Arlington	L, 5-9
* SLC Game		

1995 • 37-20 / 16-7 SLC Coach: Smoke Laval

SLC TOURNAMENT CHAMPIONS NCAA REGIONAL

2/4	at Tarleton State	L, 1-5
2/4	at Tarleton State	L, 4-6
2/11	at Texas Southern	W, 9-4
2/12	at Prairie View A&M	W, 11-0
2/12	at Prairie View A&M	W, 17-0
2/18	Prairie View A&M	W, 10-0
2/18	Prairie View A&M	W, 14-4
2/19	UL Lafayette	L, 1-2

YEAR-BY-YEAR RESULTS

2/22	Little Rock	L, 2-3
2/24	at Alabama	L, 5-8
2/25	at Alabama	L, 0-7
2/26	at Alabama	W, 8-6
3/5	*at Northwestern State	W, 2-0
3/5	*at Northwestern State	L, 9-17
3/6	*at Northwestern State	L, 7-8
3/10	Cameron	W, 5-2
3/10	Cameron	W, 1-0
3/11	Ole Miss	W, 12-6
3/12	Ole Miss	W, 6-1
3/16	Mississippi State	W, 9-1
3/17	Mississippi State	L, 0-5
3/18	*Sam Houston State	W, 10-1
3/18	*Sam Houston State	W, 4-1
3/19	*Sam Houston State	W, 7-2
3/22	LSU-Shreveport	W, 19-1
3/25	*Texas-San Antonio	W, 7-2
3/25	*Texas-San Antonio	W, 8-7
3/26	*Texas-San Antonio	L, 6-9
3/28	Grambling State	W, 16-4
3/29	Centenary	W, 7-6
4/1	*at Stephen F. Austin	W, 10-6
4/1	*at Stephen F. Austin	W, 6-4
4/2	*at Stephen F. Austin	W, 6-3
4/4	at Mississippi	L, 4-8
4/8	*Nicholls State	W, 14-10
4/8	*Nicholls State	W, 14-11
4/9	*Nicholls State	W, 5-4
4/13	at Centenary	W, 15-6
4/15	*at Texas State	L, 1-2
4/15	*at Texas State	W, 5-2
4/16	*at Texas State	W, 10-4
4/19	at LSU	L, 11-12
4/24	*McNeese State	W, 1-0
4/24	*McNeese State	L, 1-3
4/26	at Little Rock	L, 7-8
4/29	at New Orleans	L, 8-9
4/30	at New Orleans	W, 3-2
5/2	at Louisiana Tech	W, 7-5
5/3	Louisiana Tech	W, 9-4
5/5	*at UT Arlington	L, 4-5
5/6	*at UT Arlington	W, 4-3
5/6	*at UT Arlington	L, 4-12
5/13	% McNeese State	W, 4-0
5/14	% UT Arlington	W, 6-5
5/15	% McNeese State	W, 10-5
5/25	\$ Cal State Fullerton	L, 6-7
5/26	\$ Central Michigan	L, 11-14
* SLC Game		
% SLC Tournament (Shreveport, La.)		
% NCAA South Regional (Baton Rouge, La.)		

1996 • 41-19 / 21-9 SLC

Coach: Smoke Laval

SLC REGULAR SEASON CHAMPIONS

2/10	Centenary	W, 10-5
2/11	at Centenary	L, 1-2
2/13	LSU-Shreveport	W, 11-1
2/14	Little Rock	W, 7-0
2/17	New Orleans	L, 5-8
2/18	New Orleans	L, 1-6
2/20	at Mississippi	L, 2-7
2/21	at Mississippi	W, 2-1
2/23	Alabama	L, 2-8
2/24	Alabama	L, 1-7
2/25	Alabama	W, 5-3
2/27	at Grambling State	W, 10-4
2/28	Grambling State	W, 8-7
3/2	*at Sam Houston State	L, 1-6
3/2	*at Sam Houston State	W, 3-2
3/3	*at Sam Houston State	L, 14-12
3/4	Duquesne	W, 13-2
3/6	at UL Lafayette	W, 12-4

3/9	*UT Arlington	L, 3-4
3/9	*UT Arlington	W, 10-3
3/10	*UT Arlington	W, 13-12
3/12	St. Louis	W, 9-8
3/14	at LSU-Shreveport	W, 24-4
3/16	*at Texas-San Antonio	L, 5-13
3/16	*at Texas-San Antonio	W, 12-7
3/17	*at Texas-San Antonio	L, 10-11
3/20	at LSU	L, 0-10
3/23	*Texas State	L, 5-8
3/23	*Texas State	W, 8-2
3/24	*Texas State	W, 8-2
3/26	at Centenary	W, 10-3
3/27	Centenary	W, 12-11
3/30	*Northwestern State	W, 4-0
3/30	*Northwestern State	W, 10-7
3/31	*Northwestern State	W, 8-1
4/3	at Louisiana College	W, 11-1
4/6	*at McNeese State	W, 6-3
4/6	*at McNeese State	W, 8-7
4/7	*at McNeese State	L, 4-8
4/9	Louisiana College	W, 13-4
4/13	*at Nicholls State	W, 11-4
4/13	*at Nicholls State	W, 8-4
4/14	*at Nicholls State	W, 11-2
4/17	at Little Rock	L, 14-15
4/20	*McNeese State	W, 11-5
4/20	*McNeese State	W, 9-1
4/21	*McNeese State	W, 19-6
4/23	Louisiana Tech	W, 8-5
4/24	at Louisiana Tech	W, 16-8
4/27	*Nicholls State	W, 8-4
4/27	*Nicholls State	W, 13-4
4/28	*Nicholls State	W, 18-5
5/1	UL Lafayette	W, 10-5
5/4	*at Northwestern State	L, 4-5
5/4	*at Northwestern State	L, 2-3
5/5	*at Northwestern State	W, 6-3
5/16	% UT Arlington	W, 4-3
5/17	% Texas-San Antonio	W, 5-3
5/18	% Sam Houston State	L, 1-11
5/18	% Northwestern State	L, 4-7
* SLC Game		
% SLC Tournament (Shreveport, La.)		

1997 • 33-21 / 17-11 SLC

Coach: Smoke Laval

2/9	at Arkansas	L, 6-10
2/11	at Little Rock	W, 11-8
2/15	Arkansas State	L, 6-8
2/16	Arkansas State	L, 2-7
2/19	at Centenary	W, 7-2
2/22	at SE Louisiana	L, 5-6
2/23	at SE Louisiana	W, 10-9
3/3	*Sam Houston State	W, 13-5
3/3	*Sam Houston State	L, 5-6
3/4	Louisiana College	W, 11-7
3/8	*at UT Arlington	L, 0-3
3/8	*at UT Arlington	L, 5-6
3/9	*at UT Arlington	L, 3-5
3/11	Centenary	W, 18-3
3/15	*Texas-San Antonio	W, 1-0
3/15	*Texas-San Antonio	W, 3-1
3/16	*Texas-San Antonio	W, 12-7
3/19	at Mississippi State	L, 5-8
3/19	at Mississippi State	L, 1-7
3/22	*at Texas State	L, 4-12
3/22	*at Texas State	L, 3-5
3/23	*at Texas State	W, 15-6
3/26	LSU	W, 6-2
3/28	*at Northwestern State	W, 6-2
3/29	*at Northwestern State	L, 3-7
3/29	*at Northwestern State	L, 1-5
4/1	at Grambling State	W, 12-4

4/5	*McNeese State	W, 12-5
4/5	*McNeese State	W, 7-3
4/6	*McNeese State	W, 15-6
4/9	at LSU	L, 4-12
4/12	*Nicholls State	W, 10-5
4/12	*Nicholls State	L, 3-7
4/13	*Nicholls State	W, 16-10
4/15	Louisiana College	W, 19-6
4/16	Grambling State	W, 12-8
4/17	at UL Lafayette	L, 7-8
4/19	*at McNeese State	W, 9-3
4/19	*at McNeese State	L, 5-7
4/20	*at McNeese State	W, 15-2
4/22	LSU-Shreveport	W, 7-3
4/22	LSU-Shreveport	W, 10-4
4/23	Little Rock	W, 16-1
4/28	*at Nicholls State	W, 8-3
4/28	*at Nicholls State	W, 5-3
4/29	Centenary	W, 21-9
4/30	at Louisiana Tech	W, 9-7
5/3	*Northwestern State	W, 7-0
5/3	*Northwestern State	L, 2-8
5/4	*Northwestern State	W, 8-4
5/5	UL Lafayette	W, 11-6
5/7	Louisiana Tech	W, 2-0
5/14	% Sam Houston State	L, 8-9
5/15	% Texas-San Antonio	L, 3-5
* SLC Game		
% SLC Tournament (Monroe, La.)		

1998 • 33-22 / 13-9 SLC

Coach: Smoke Laval

2/12	at Louisiana College	W, 23-0
2/14	at Grambling State	W, 8-1
2/17	Grambling State	W, 20-0
2/18	Alcorn State	W, 7-2
2/18	Alcorn State	W, 10-0
2/21	SE Louisiana	L, 3-5
2/21	Kansas State	W, 4-3
2/24	at LSU	L, 8-9
2/25	at UL Lafayette	L, 5-9
2/28	at Arkansas State	L, 0-9
3/1	at Arkansas State	W, 9-2
3/3	UL Lafayette	W, 6-4
3/4	LSU-Shreveport	W, 10-8
3/4	LSU-Shreveport	W, 16-3
3/8	*at Sam Houston State	W, 9-3
3/8	*at Sam Houston State	L, 2-7
3/10	Mississippi State	L, 3-4
3/11	Mississippi State	L, 3-4
3/14	*Texas-San Antonio	W, 4-2
3/14	*Texas-San Antonio	W, 12-2
3/15	*Texas-San Antonio	W, 10-2
3/17	Ole Miss	L, 4-16
3/18	at Little Rock	W, 15-8
3/21	*at Texas State	W, 3-2
3/21	*at Texas State	W, 13-6
3/22	*at Texas State	L, 8-9
3/24	Centenary	W, 14-1
3/25	at Centenary	W, 16-1
3/28	*SE Louisiana	W, 9-4
3/28	*SE Louisiana	W, 9-4
3/29	*SE Louisiana	W, 12-9
4/1	Little Rock	W, 16-4
4/4	*at Northwestern State	L, 0-2
4/4	*at Northwestern State	L, 2-8
4/5	*at Northwestern State	W, 5-4
4/7	at South Alabama	W, 12-6
4/8	at South Alabama	L, 3-9
4/11	*McNeese State	L, 6-7
4/11	*McNeese State	L, 11-12
4/12	*McNeese State	W, 14-4
4/14	Centenary	W, 9-0
4/15	Louisiana Tech	W, 9-8

4/19	*UT Arlington	W, 4-3
4/19	*UT Arlington	L, 7-9
4/22	at Centenary	W, 13-2
4/24	at Baylor	L, 8-11
4/24	at Baylor	L, 4-6
4/25	at Baylor	W, 3-2
4/30	at New Orleans	L, 4-6
5/1	*at Nicholls State	L, 0-3
5/2	*at Nicholls State	W, 7-2
5/2	*at Nicholls State	L, 1-8
5/6	at Louisiana Tech	W, 21-5
5/13	% Texas State	L, 1-9
5/14	% Northwestern State	L, 0-11
* SLC Game		
% SLC Tournament (Shreveport, La.)		

1999 • 36-22 / 19-7 SLC

Coach: Smoke Laval

SLC CHAMPIONS

NCAA REGIONAL

2/9	Baylor	W, 15-4
2/10	Baylor	L, 0-2
2/12	vs. Dallas Baptist	W, 5-2
2/13	vs. Arkansas	W, 8-6
2/14	at UL Lafayette	L, 3-4
2/19	at Memphis	W, 12-2
2/20	at Memphis	L, 2-4
2/21	at Memphis	W, 7-2
2/23	at Little Rock	L, 5-8
2/26	Iowa	W, 9-1
2/27	Iowa State	W, 6-5
2/28	UL Lafayette	L, 1-8
3/4	at LSU-Shreveport	W, 23-11
3/6	*at Texas-San Antonio	W, 6-5
3/6	*at Texas-San Antonio	L, 7-8
3/7	*at Texas-San Antonio	W, 5-4
3/9	at Grambling State	W, 11-7
3/14	*Lamar	W, 12-4
3/14	*Lamar	W, 14-13
3/16	Ole Miss	L, 7-8
3/17	Arkansas	L, 8-10
3/19	*at McNeese State	W, 6-5
3/20	*at McNeese State	W, 6-2
3/21	*at McNeese State	L, 1-3
3/23	New Orleans	L, 5-7
3/26	*Nicholls State	W, 8-2
3/27	*Nicholls State	W, 11-10
3/28	*Nicholls State	W, 7-6
3/31	at LSU	W, 4-3
4/2	*at SE Louisiana	W, 8-4
4/3	*at SE Louisiana	W, 22-13
4/4	*at SE Louisiana	L, 10-12
4/6	at Mississippi State	L, 6-13
4/7	at Mississippi State	L, 1-18
4/10	*Texas State	W, 4-0
4/10	*Texas State	W, 14-5
4/11	*Texas State	L, 6-14
4/13	Centenary	W, 12-9
4/16	*Northwestern State	W, 9-3
4/17	*Northwestern State	L, 3-5
4/18	*Northwestern State	L, 4-7
4/20	Grambling State	W, 12-8
4/21	Little Rock	W, 10-3
4/24	*at UT Arlington	W, 5-3
4/24	*at UT Arlington	L, 3-4
4/25	*at UT Arlington	W, 9-8
4/27	at Ole Miss	L, 6-7
5/1	*Sam Houston State	W, 15-6
5/1	*Sam Houston State	W, 8-4
5/2	*Sam Houston State	W, 6-5
5/5	Louisiana Tech	W, 6-2
5/6	at Louisiana Tech	W, 18-8
5/11	LSU	W, 6-5
5/15	% SE Louisiana	W, 8-4

2019 ULM BASEBALL

YEAR-BY-YEAR RESULTS

5/16	%Texas State	L, 4-5
5/17	%Texas-San Antonio	L, 4-7
5/28	\$at LSU	L, 4-11
5/29	\$vs. Southern	L, 7-8
* SLC Game		
% SLC Tournament (Monroe, La.)		
\$ NCAA Regional (Baton Rouge, La.)		

2000 • 41-22 / 20-7 SLC Coach: Smoke Laval SLC CHAMPIONS NCAA REGIONAL

2/4	at Texas-Pan American	W, 5-4
2/5	at Texas-Pan American	L, 5-7
2/6	at Texas-Pan American	W, 12-8
2/9	at Little Rock	W, 3-2
2/11	Samford	W, 8-7
2/12	Samford	W, 13-1
2/12	Samford	W, 12-0
2/16	LSU-Shreveport	W, 10-0
2/18	Memphis	W, 7-1
2/19	Memphis	W, 9-7
2/20	Memphis	W, 5-4
2/22	at Southern Miss	L, 2-10
2/23	at Southern Miss	W, 7-4
2/29	UL Lafayette	L, 5-7
3/1	Louisiana Tech	L, 4-7
3/4	*UT Arlington	W, 5-4
3/4	*UT Arlington	L, 4-8
3/5	*UT Arlington	W, 3-2
3/7	at Grambling State	L, 12-16
3/11	*at Northwestern State	L, 4-5
3/11	*at Northwestern State	W, 9-5
3/12	*at Northwestern State	W, 10-1
3/18	*at Texas State	L, 0-5
3/18	*at Texas State	W, 5-4
3/19	*at Texas State	W, 8-1
3/21	Ole Miss	W, 9-2
3/24	*SE Louisiana	W, 8-1
3/25	*SE Louisiana	W, 8-0
3/26	*SE Louisiana	W, 8-3
3/28	at New Orleans	L, 6-11
3/29	at New Orleans	L, 4-7
3/30	at UL Lafayette	L, 5-6
4/4	at Ole Miss	L, 4-5
4/5	Grambling State	W, 6-4
4/7	*McNeese State	W, 6-5
4/8	*McNeese State	L, 6-8
4/9	*McNeese State	W, 11-9
4/11	at Louisiana Tech	W, 9-6
4/15	*at Lamar	W, 8-0
4/15	*at Lamar	W, 5-2
4/16	*at Lamar	W, 7-1
4/18	at LSU	L, 5-12
4/19	Centenary	W, 4-1
4/22	*Texas-San Antonio	W, 6-2
4/22	*Texas-San Antonio	W, 17-7
4/23	*Texas-San Antonio	W, 3-2
4/29	*at Sam Houston State	L, 1-3
4/29	*at Sam Houston State	W, 7-6
4/30	*at Sam Houston State	L, 7-11
5/5	*at Nicholls State	W, 9-3
5/6	*at Nicholls State	L, 1-3
5/7	*at Nicholls State	W, 4-1
5/9	Louisiana Tech	W, 7-4
5/10	at Louisiana Tech	L, 6-7
5/17	% Sam Houston State	W, 7-5
5/18	%vs. Nicholls State	W, 12-6
5/19	%vs. Texas State	L, 4-6
5/20	%vs. NW State	W, 4-3
5/20	%vs. Texas State	L, 2-3
5/26	\$vs. New Orleans	W, 8-3
5/27	\$at LSU	L, 0-21
5/27	\$vs. New Orleans	W, 10-4

2019 ULM BASEBALL

5/28	\$at LSU	L, 3-5
* SLC Game		
% SLC Tournament (Monroe, La.)		
\$ NCAA Regional (Baton Rouge, La.)		

2001 • 36-24 / 17-10 SLC Coach: Brad Holland

2/9	LSU-Shreveport	W, 17-9
2/10	LSU-Shreveport	W, 5-4
2/10	LSU-Shreveport	W, 14-1
2/14	at LSU	W, 7-6
2/17	Texas-Pan American	W, 6-3
2/17	Texas-Pan American	W, 2-0
2/18	Texas-Pan American	W, 11-5
2/20	Southern Miss	L, 0-2
2/21	Southern Miss	L, 2-6
2/23	at Jacksonville	W, 4-3
2/24	at Jacksonville	L, 6-11
2/25	at Jacksonville	L, 4-16
3/4	*Lamar	W, 8-7
3/5	*Lamar	L, 6-10
3/5	*Lamar	W, 4-3
3/6	at Mississippi State	L, 0-4
3/7	at Mississippi State	W, 8-7
3/10	*at Texas-San Antonio	L, 2-8
3/10	*at Texas-San Antonio	L, 3-6
3/11	*at Texas-San Antonio	W, 6-4
3/16	*Texas State	W, 4-3
3/17	*Texas State	W, 6-1
3/18	*Texas State	W, 6-4
3/21	at UL Lafayette	W, 10-4
3/23	*at SE Louisiana	W, 8-4
3/24	*at SE Louisiana	W, 10-2
3/25	*at SE Louisiana	W, 4-1
3/27	Grambling State	W, 11-1
3/30	*at McNeese State	L, 1-2
3/31	*at McNeese State	W, 6-4
4/1	*at McNeese State	L, 3-9
4/3	at Grambling State	W, 18-2
4/5	*Nicholls State	L, 4-11
4/6	*Nicholls State	L, 2-3
4/7	*Nicholls State	W, 12-7
4/10	New Orleans	W, 15-7
4/11	New Orleans	W, 16-2
4/16	at Centenary	L, 3-4
4/17	Centenary	W, 15-5
4/18	Little Rock	L, 6-11
4/21	*Sam Houston State	W, 17-5
4/21	*Sam Houston State	W, 13-9
4/22	*Sam Houston State	W, 4-1
4/24	at Ole Miss	L, 3-9
4/25	at Ole Miss	L, 1-4
4/26	LSU	L, 4-16
4/27	*Northwestern State	L, 3-5
4/28	*Northwestern State	W, 5-3
4/29	*Northwestern State	L, 1-4
4/30	UL Lafayette	W, 4-3
5/1	at Louisiana Tech	L, 3-7
5/2	at Little Rock	L, 11-13
5/5	*at UT Arlington	W, 4-3
5/5	*at UT Arlington	W, 9-3
5/6	*at UT Arlington	L, 6-7
5/9	Louisiana Tech	W, 6-5
5/16	% Texas-San Antonio	L, 4-5
5/17	% Northwestern State	W, 13-7
5/18	% Texas-San Antonio	W, 3-0
5/18	% UT Arlington	L, 2-5
* SLC Game		
% SLC Tournament (Beaumont, Texas)		

2002 • 29-29 / 17-10 SLC Coach: Brad Holland SLC CHAMPIONS

2/12	at Centenary	W, 7-2
2/15	Southern Illinois	L, 1-8
2/16	Southern Illinois	L, 2-8
2/17	Southern Illinois	W, 7-6
2/20	at UL Lafayette	W, 10-6
2/22	+vs. Southern Miss	L, 4-7
2/23	+vs. Nebraska	L, 1-4
2/24	+at McNeese State	L, 2-10
2/27	Mississippi State	L, 5-6
3/2	Arkansas State	L, 4-7
3/2	Arkansas State	W, 5-3
3/5	at Southern Miss	L, 2-15
3/6	at Southern Miss	W, 4-1
3/8	at LSU	L, 3-4
3/9	at LSU	L, 1-7
3/10	at LSU	L, 7-8
3/13	Ole Miss	L, 6-13
3/15	*at Northwestern State	L, 2-4
3/16	*at Northwestern State	L, 2-5
3/17	*at Northwestern State	L, 5-12
3/19	Little Rock	W, 6-4
3/22	*UT Arlington	L, 5-6
3/23	*UT Arlington	W, 8-2
3/24	*UT Arlington	W, 9-7
3/27	Louisiana Tech	L, 3-5
3/29	*at Texas State	L, 10-13
3/29	*at Texas State	W, 18-4
3/30	*at Texas State	W, 7-6
4/2	at Centenary	L, 5-12
4/3	Centenary	W, 4-0
4/5	*SE Louisiana	W, 5-1
4/6	*SE Louisiana	W, 13-2
4/7	*SE Louisiana	W, 7-6
4/10	UL Lafayette	W, 7-6
4/12	*at Nicholls State	W, 4-3
4/13	*at Nicholls State	W, 8-7
4/14	*at Nicholls State	W, 10-6
4/16	at Little Rock	W, 19-2
4/19	*at Sam Houston State	L, 0-8
4/20	*at Sam Houston State	W, 6-2
4/21	*at Sam Houston State	W, 8-2
4/23	LSU	L, 3-10
4/27	*Texas-San Antonio	L, 2-10
4/27	*Texas-San Antonio	W, 15-9
4/28	*Texas-San Antonio	L, 11-13
5/1	at Louisiana Tech	L, 5-11
5/4	Henderson State	W, 12-4
5/4	Henderson State	W, 12-5
5/10	*McNeese State	W, 6-3
5/11	*McNeese State	W, 6-4
5/12	*McNeese State	L, 3-6
5/14	at New Orleans	L, 3-6
5/15	at New Orleans	W, 10-4
5/18	*at Lamar	W, 16-6
5/18	*at Lamar	W, 5-4
5/19	*at Lamar	L, 6-16
5/22	#vs. McNeese State	L, 6-7
5/23	#vs. Northwestern State	L, 3-12
+ Lake Area Classic (Lake Charles, La.)		
# SLC Tournament (Beaumont, Texas)		

2003 • 29-28 / 12-14 SLC Coach: Brad Holland

2/8	Henderson State	W, 7-0
2/8	Henderson State	W, 7-1
2/11	Grambling State	W, 10-1
2/14	New Orleans	L, 1-6
2/15	New Orleans	W, 8-4
2/15	New Orleans	W, 3-1
2/18	at LSU	L, 4-9
2/22	Missouri \$	L, 10-13

2/23	Northern Iowa \$	W, 7-6
2/24	Northwestern State \$	L, 16-24
3/4	Southern Miss	W, 8-1
3/5	Southern Miss	L, 2-6
3/7	at UAB	L, 0-5
3/8	at UAB	W, 14-13
3/9	at UAB	L, 4-6
3/11	at Grambling State	W, 13-1
3/15	*at SE Louisiana	W, 8-7
3/16	*at SE Louisiana	W, 9-4
3/21	*Sam Houston State	W, 12-3
3/22	*Sam Houston State	W, 10-0
3 23	*Sam Houston State	W, 4-3
3/25	at Little Rock	W, 19-8
3/28	*at McNeese State	W, 8-4
3/29	*at McNeese State	W, 6-4
3/30	*at McNeese State	L, 1-2
4/1	Centenary	W, 4-3
4/2	at Centenary	L, 3-10
4/4	*Nicholls State	L, 3-9
4/5	*Nicholls State	L, 4-5
4/6	*Nicholls State	W, 4-2
4/8	at Little Rock	L, 6-16
4/11	*Texas State	L, 6-7
4/12	*Texas State	L, 2-7
4/13	*Texas State	L, 0-15
4/18	*Lamar	L, 6-4-6
4/18	*Lamar	W, 5-4
4/19	*Lamar	L, 1-4
4/22	Little Rock	W, 12-6
4/25	*at UT Arlington	L, 2-4
4/26	*at UT Arlington	W, 12-3
4/27	*at UT Arlington	L, 3-11
4/29	Little Rock	W, 12-6
4/30	at Mississippi State	L, 4-5
5/2	Jacksonville State	W, 5-2
5/3	Jacksonville State	L, 5-6
5/4	Jacksonville State	L, 3-10
5/6	Louisiana Tech	W, 10-6
5/9	*Northwestern State	L, 7-11
5/10	*Northwestern State	W, 10-9
5/11	*Northwestern State	W, 5-2
5/16	*Texas-San Antonio	L, 1-2
5/16	*Texas-San Antonio	L, 7-15
5/16	*Texas-San Antonio	L, 8-9
5/21	%Texas State	W, 7-4
5/22	%UT Arlington	L, 10-15
5/23	%Texas State	W, 6-5
5/23	%UT Arlington	L, 4-6
\$ ULM Citgo/Holidome Classic		
* SLC Game		
% SLC Tournament (Monroe, La.)		

2004 • 30-28 / 12-14 SLC Coach: Brad Holland

2/13	Grambling State	W, 20-1
2/17	at LSU	L, 1-7
2/18	at UL Lafayette	L, 1-4
2/21	at Tennessee-Martin	W, 12-0
2/22	at Tennessee-Martin	L, 2-5
2/23	at Tennessee-Martin	W, 9-3
2/27	#Kansas State	W, 7-3
2/27	#Eastern Illinois	W, 15-4
2/29	#SW Missouri State	W, 14-8
3/2	at Southern Miss	L, 3-10
3/3	at Southern Miss	L, 5-11
3/6	Jacksonville State	L, 0-2
3/6	Jacksonville State	W, 6-1
3/7	Jacksonville State	W, 3-2
3/9	LSU	L, 1-6
3/12	at New Orleans	W, 6-3
3/13	at New Orleans	W, 7-6
3/14	at New Orleans	L, 5-8
3/17	Mississippi State	L, 3-7

YEAR-BY-YEAR RESULTS

3/19	*at Northwestern State	L, 3-10
3/20	*at Northwestern State	L, 1-11
3/21	*at Northwestern State	L, 11-15
3/23	at Miss. Valley State	W, 9-0
3/26	*UT Arlington	L, 7-10
3/27	*UT Arlington	W, 6-5
3/28	*UT Arlington	L, 3-13
3/30	at Grambling State	W, 18-7
3/31	at Mississippi State	L, 4-8
4/3	*at Texas State	W, 6-0
4/3	*at Texas State	L, 6-11
4/4	*at Texas State	W, 7-6
4/6	Centenary	W, 10-3
4/9	*SE Louisiana	W, 6-5
4/10	*SE Louisiana	L, 7-9
4/10	*SE Louisiana	L, 6-10
4/13	at Little Rock	L, 0-8
4/16	*at Nicholls State	L, 1-2
4/17	*at Nicholls State	L, 5-8
4/18	*at Nicholls State	W, 6-1
4/20	Little Rock	W, 14-4
4/23	*at Sam Houston State	L, 5-9
4/24	*at Sam Houston State	W, 6-3
4/30	*Texas-San Antonio	L, 5-14
5/2	*Texas-San Antonio	W, 7-2
5/2	*Texas-San Antonio	W, 11-1
5/4	Miss. Valley State	W, 11-1
5/14	*McNeese State	W, 7-6
5/15	*McNeese State	W, 9-4
5/15	*McNeese State	W, 5-3
5/18	Louisiana Tech	L, 1-7
5/20	*at Lamar	L, 9-11
5/21	*at Lamar	L, 0-5
5/22	*at Lamar	W, 4-0
5/26	%Northwestern State	L, 5-11
5/27	%Texas-San Antonio	W, 13-4
5/28	%UT Arlington	W, 6-5
5/28	%Northwestern State	W, 3-1
5/29	%Lamar	L, 3-9
* SLC Game		
% SLC Tournament (Hammond, La.)		

2005 • 26-29 / 9-18 SLC

Coach: Brad Holland

2/11	New Orleans	W, 11-3
2/12	New Orleans	W, 5-4
2/12	New Orleans	L, 4-5
2/15	at LSU	L, 6-9
2/18	Tennessee-Martin	W, 6-1
2/19	Tennessee-Martin	W, 1-0
2/20	Tennessee-Martin	W, 7-4
2/22	Grambling State	W, 10-3
2/25	Arkansas State	L, 1-4
2/26	Arkansas State	W, 11-3
2/27	Arkansas State	L, 0-5
3/4	at Jacksonville State	L, 10-4
3/5	at Jacksonville State	W, 6-2
3/6	at Jacksonville State	W, 5-4
3/8	Mississippi Valley State	W, 7-1
3/9	at Centenary	W, 5-2
3/10	Centenary	W, 18-2
3/18	*at Texas-San Antonio	W, 14-12
3/19	*at Texas-San Antonio	L, 7-9
3/20	*at Texas-San Antonio	L, 8-10
3/22	Little Rock	W, 7-1
3/25	*Northwestern State	L, 1-3
3/26	*Northwestern State	L, 1-17
3/27	*Northwestern State	L, 2-4
4/1	*at UT Arlington	W, 4-2
4/2	*at UT Arlington	L, 4-5
4/3	*at UT Arlington	L, 10-11
4/5	at Grambling State	W, 13-6
4/6	UL Lafayette	L, 4-11
4/8	*Lamar	W, 5-2

4/9	*Lamar	L, 5-10
4/10	*Lamar	L, 0-2
4/12	at Mississippi State	L, 3-9
4/15	*Texas State	W, 5-3
4/16	*Texas State	L, 5-6
4/17	*Texas State	L, 2-9
4/19	at Little Rock	L, 10-12
4/22	*Nicholls State	W, 6-5
4/23	*Nicholls State	W, 7-6
4/24	*Nicholls State	L, 7-8
4/26	at Louisiana Tech	W, 7-6
4/29	*at McNeese State	L, 4-6
4/30	*at McNeese State	W, 5-2
5/1	*at McNeese State	L, 1-2
5/3	vs. Southern Miss	L, 2-4
5/6	at SW Missouri St.	W, 12-4
5/7	at SW Missouri St.	L, 5-8
5/8	at SW Missouri St.	L, 4-8
5/13	*Sam Houston State	L, 4-7
5/14	*Sam Houston State	L, 8-10
5/15	*Sam Houston State	W, 8-7
5/17	Louisiana Tech	W, 11-4
5/19	*at SE Louisiana	L, 3-7
5/20	*at SE Louisiana	L, 14-18
5/21	*at SE Louisiana	W, 7-4
* SLC Game		

2006 • 18-37 / 12-16 SLC

Coach: Brad Holland

2/3	at Texas Tech	L, 5-21
2/4	at Texas Tech	L, 4-15
2/5	at Texas Tech	L, 10-11
2/14	at UL Lafayette	L, 2-8
2/17	Missouri	L, 1-5
2/17	Missouri	L, 0-11
2/21	Henderson State	L, 4-5
2/24	vs. Kansas State	L, 5-10
2/26	at UL Lafayette	L, 8-12
3/1	at LSU	L, 5-8
3/3	at Jacksonville State	L, 2-8
3/4	at Jacksonville State	L, 5-6
3/5	at Jacksonville State	L, 6-7
3/7	at Southern Miss	L, 5-18
3/8	at Mississippi State	L, 2-7
3/10	*Stephen F. Austin	W, 4-3
3/11	*Stephen F. Austin	W, 16-15
3/12	*Stephen F. Austin	W, 16-7
3/17	UT Arlington	L, 4-10
3/22	Southern Miss	W, 2-1
3/24	*at Sam Houston State	L, 3-4
3/25	*at Sam Houston State	L, 4-5
3/26	*at Sam Houston State	L, 1-2
3/31	*at Texas State	L, 3-6
4/1	*at Texas State	W, 11-7
4/2	*at Texas State	L, 4-10
4/5	vs. Mississippi State	L, 4-15
4/5	vs. Mississippi State	L, 0-11
4/7	Grambling State	W, 25-5
4/8	at Grambling State	W, 11-2
4/11	UL Lafayette	L, 0-11
4/14	*SE Louisiana	W, 12-2
4/15	*SE Louisiana	W, 5-1
4/15	*SE Louisiana	L, 4-8
4/18	vs. Southern Arkansas	W, 4-3
4/18	at LSU-Shreveport	W, 9-4
4/21	*at Lamar	L, 2-12
4/22	*at Lamar	L, 1-12
4/23	*at Lamar	W, 10-5
4/25	Louisiana College	W, 5-4
4/26	at Ole Miss	L, 6-12
4/28	*McNeese State	L, 5-7
4/30	*McNeese State	L, 7-9
4/30	*McNeese State	L, 6-12
5/2	Louisiana Tech	L, 7-8

5/5	*Texas-San Antonio	W, 5-3
5/7	*Texas-San Antonio	W, 8-2
5/7	*Texas-San Antonio	L, 2-5
5/12	*at Nicholls State	W, 6-3
5/13	*at Nicholls State	L, 3-5
5/14	*at Nicholls State	W, 6-4
5/16	at Louisiana Tech	L, 3-12
5/18	*at Northwestern State	L, 2-3
5/19	*at Northwestern State	L, 4-5
5/20	*at Northwestern State	W, 16-6
* SLC Game		

2007 • 29-28 / 15-14 SBC

Coach: Jeff Schexnaider

2/9	Stephen F. Austin	W, 3-1
2/10	Stephen F. Austin	W, 7-2
2/11	Stephen F. Austin	L, 10-11
2/16	Nicholls State	W, 7-6
2/17	Nicholls State	W, 11-5
2/18	Nicholls State	W, 12-10
2/23	at Louisiana Tech	L, 2-3
2/25	at Louisiana Tech	W, 10-9
2/27	McNeese State	W, 8-6
2/28	Louisiana College	W, 12-7
3/6	at Missouri	L, 4-5
3/7	at Missouri	L, 2-4
3/9	*Little Rock	W, 8-1
3/10	*Little Rock	W, 4-1
3/11	*Little Rock	W, 6-1
3/13	at Northwestern State	W, 7-3
3/14	at Central Arkansas	L, 4-15
3/16	*at New Orleans	W, 3-1
3/17	*at New Orleans	L, 2-3
3/18	*at New Orleans	W, 9-8
3/20	#28 Southern Miss	L, 5-9
3/21	at Louisiana College	W, 2-1
3/23	*South Alabama	W, 7-2
3/24	*South Alabama	W, 11-2
3/25	*South Alabama	W, 7-2
3/27	at McNeese State	L, 7-11
3/30	*at Middle Tennessee	W, 13-7
3/31	*at Middle Tennessee	L, 6-21
4/1	*at Middle Tennessee	L, 5-11
4/3	at #23 Mississippi State	L, 7-17
4/6	*Florida Atlantic	L, 1-3
4/7	*Florida Atlantic	L, 2-5
4/8	*Florida Atlantic	W, 7-6
4/10	Northwestern State	W, 10-8
4/11	LSU-Shreveport	L, 11-17
4/13	*at FIU	L, 5-9
4/14	*at FIU	W, 5-3
4/17	Grambling State	W, 19-6
4/18	at Southern Miss	L, 4-16
4/20	*Western Kentucky	W, 13-7
4/21	*Western Kentucky	L, 5-8
4/22	*Western Kentucky	W, 7-4
4/24	Central Arkansas	L, 10-12
4/27	*at Troy	L, 11-27
4/28	*at Troy	W, 8-7
4/29	*at Troy	L, 4-9
5/1	Grambling State	W, 8-3
5/4	*UL Lafayette	L, 2-5
5/5	*UL Lafayette	L, 5-6
5/6	*UL Lafayette	L, 9-11
5/11	*at Arkansas State	L, 5-7
5/12	*at Arkansas State	W, 12-3
5/13	*at Arkansas State	L, 13-17
5/16	Louisiana Tech	W, 12-9
5/17	Louisiana Tech	L, 3-4
5/23	!vs. Troy	L, 0-7
5/24	!at South Alabama	L, 3-5
* Sun Belt Game		
! Sun Belt Tournament (Mobile, Ala.)		

2008 • 34-24 / 20-10 SBC

Coach: Jeff Schexnaider

SBC REGULAR SEASON CHAMPIONS

2/22	at Nicholls State	W, 1-0
2/23	at Nicholls State	W, 11-6
2/24	at Nicholls State	W, 16-7
2/26	at Southern Miss	W, 4-1
2/27	Louisiana Tech	L, 7-11
2/29	Sam Houston State	L, 2-4
3/1	Sam Houston State	W, 11-9
3/2	Sam Houston State	L, 7-9
3/8	*Western Kentucky	W, 9-1
3/8	*Western Kentucky	L, 5-16
3/9	*Western Kentucky	W, 9-5
3/11	Lamar	W, 12-3
3/12	Lamar	W, 10-1
3/14	*at New Orleans	W, 11-9
3/15	*at New Orleans	W, 19-13
3/16	*at New Orleans	W, 3-2
3/19	Southern Miss	L, 5-7
3/21	*at Arkansas State	W, 3-1
3/22	*at Arkansas State	L, 10-15
3/23	*at Arkansas State	W, 6-3
3/25	at Stephen F. Austin	L, 11-12
3/26	at Stephen F. Austin	L, 5-7
3/28	*Florida Atlantic	W, 7-6
3/29	*Florida Atlantic	W, 3-2
3/30	*Florida Atlantic	W, 13-5
4/2	at McNeese State	W, 9-6
4/5	*Little Rock	W, 7-1
4/5	*Little Rock	L, 8-9
4/6	*Little Rock	W, 12-8
4/8	Dallas Baptist	L, 1-2
4/9	Dallas Baptist	L, 5-18
4/11	*at UL Lafayette	L, 10-12
4/12	*at UL Lafayette	W, 15-6
4/13	*at UL Lafayette	W, 14-4
4/15	Centenary	W, 11-2
4/16	McNeese State	W, 21-9
4/18	*Middle Tennessee	W, 5-4
4/19	*Middle Tennessee	W, 25-10
4/20	*Middle Tennessee	W, 16-8
4/23	Grambling State	W, 17-5
4/25	*at FIU	L, 6-9
4/26	*at FIU	W, 10-0
4/27	*at FIU	L, 10-17
4/29	Northwestern State	L, 4-13
4/30	at Northwestern State	W, 8-1
5/2	*at South Alabama	W, 10-4
5/3	*at South Alabama	L, 13-16
5/4	*at South Alabama	L, 11-12
5/9	*Troy	L, 7-11
5/10	*Troy	L, 6-24
5/11	*Troy	W, 8-5
5/13	at Louisiana Tech	L, 5-15
5/15	at Creighton	L, 5-8
5/16	at Creighton	L, 3-8
5/17	at Creighton	W, 7-2
5/21	!vs. Middle Tennessee	W, 8-7
5/23	!vs. Western Kentucky	L, 4-10
5/23	!vs. Florida Atlantic	L, 2-4
* Sun Belt Game		
! Sun Belt Tournament (Lafayette, La.)		

2009 • 32-27 / 12-17 SBC

Coach: Jeff Schexnaider

2/20	Northwestern State	L, 3-8
2/21	Stephen F. Austin	W, 24-7
2/22	Mississippi Valley State	W, 15-4
2/25	at #34 Tulane	W, 4-3
2/27	Grambling State	W, 9-2
2/28	Grambling State	W, 9-5
3/1	at Grambling State	W, 11-7
3/4	#27 Southern Miss	L, 2-4

2019 ULM BASEBALL

YEAR-BY-YEAR RESULTS

3/6	*at Western Kentucky	L, 5-8
3/7	*at Western Kentucky	L, 2-14
3/8	*at Western Kentucky	L, 2-12
3/10	UT Arlington	W, 15-9
3/11	at McNeese State	L, 10-11
3/14	*New Orleans	W, 8-6
3/15	*New Orleans	W, 5-4
3/15	*New Orleans	W, 4-1
3/17	at Dallas Baptist	L, 11-13
3/18	at Dallas Baptist	L, 7-14
3/20	*Arkansas State	L, 4-14
3/21	*Arkansas State	L, 4-6
3/22	*Arkansas State	W, 10-8
3/23	Harvard	W, 11-8
3/24	at Southern Miss	W, 9-2
3/27	*at Florida Atlantic	L, 4-5
3/28	*at Florida Atlantic	W, 11-4
3/29	*at Florida Atlantic	W, 7-5
4/1	Mississippi State	W, 7-1
4/3	*at Little Rock	W, 24-5
4/4	*at Little Rock	W, 9-3
4/5	*at Little Rock	L, 2-12
4/10	*UL Lafayette	W, 16-7
4/11	*UL Lafayette	W, 8-7
4/12	*UL Lafayette	W, 7-4
4/14	at #5 Arkansas	W, 3-2
4/15	at #5 Arkansas	L, 9-10
4/17	*at Middle Tennessee	L, 3-13
4/18	*at Middle Tennessee	L, 6-8
4/18	*at Middle Tennessee	L, 4-5
4/21	McNeese State	W, 8-2
4/22	Northwestern State	W, 17-9
4/24	*Florida International	W, 15-9
4/25	*Florida International	L, 3-8
4/26	*Florida International	L, 6-7
4/28	at Lamar	L, 10-11
4/29	at Lamar	L, 7-12
5/1	*South Alabama	L, 9-12
5/2	*South Alabama	L, 9-11
5/6	at Northwestern State	W, 17-8
5/8	*at Troy	L, 5-13
5/9	*at Troy	L, 5-7
5/10	*at Troy	L, 4-8
5/15	Houston Baptist	W, 11-7
5/16	Houston Baptist	W, 6-2
5/20	!Western Kentucky	L, 4-14
5/21	!South Alabama	W, 13-8
5/22	!at Troy	W, 16-1
5/23	!Western Kentucky	W, 11-3
5/23	!Western Kentucky	W, 4-2
5/24	!Middle Tennessee	L, 1-3

* Sun Belt Game
! Sun Belt Conference Tournament (Troy, Ala.)

2010 • 17-38 / 7-23 SBC Coach: Jeff Schexnaider

2/19	at #17 Ole Miss	W, 6-5
2/20	at #17 Ole Miss	L, 0-14
2/21	at #17 Ole Miss	L, 2-13
2/27	at Stephen F. Austin	W, 10-0
2/28	vs. Northwestern State	L, 4-12
3/3	at Southern Miss	L, 5-14
3/5	Miss. Valley State	W, 10-2
3/6	Miss. Valley State	W, 11-0
3/7	Miss. Valley State	W, 8-4
3/9	at #1 LSU	L, 7-18
3/10	Memphis	W, 10-9
3/12	*at Middle Tennessee	L, 4-5
3/13	*at Middle Tennessee	W, 8-5
3/14	*at Middle Tennessee	L, 3-9
3/16	at Northwestern State	L, 6-8
3/17	Southern Miss	L, 7-8
3/19	*New Orleans	W, 6-2

3/20	*New Orleans	L, 2-12
3/21	*New Orleans	W, 16-15
3/23	at UT Arlington	L, 1-13
3/26	*at #22 Western Ky.	L, 1-6
3/27	*at #22 Western Ky.	L, 0-10
3/27	*at #22 Western Ky.	L, 8-10
3/30	at McNeese State	L, 1-13
3/31	Grambling State	L, 5-15
4/2	Binghamton	W, 15-3
4/3	Binghamton	W, 5-2
4/4	Binghamton	W, 6-2
4/6	Central Arkansas	L, 5-15
4/9	*Arkansas State	L, 3-15
4/10	*Arkansas State	L, 6-10
4/11	*Arkansas State	L, 1-8
4/13	at Grambling State	W, 19-7
4/16	*at South Alabama	L, 4-8
4/17	*at South Alabama	L, 8-13
4/18	*at South Alabama	W, 17-8
4/24	*Florida Atlantic	L, 7-8
4/24	*Florida Atlantic	W, 6-5
4/25	*Florida Atlantic	L, 1-13
4/28	at Memphis	L, 10-11
4/30	*at FIU	L, 1-4
5/1	*at FIU	L, 3-13
5/2	*at FIU	W, 8-7
5/4	at Tulane	L, 5-8
5/5	McNeese State	L, 8-16
5/7	*Troy	W, 7-0
5/8	*Troy	L, 3-13
5/9	*Troy	L, 2-3
5/14	*at Little Rock	L, 1-3
5/15	*at Little Rock	L, 6-7
5/16	*at Little Rock	L, 3-8
5/18	Northwestern State	L, 6-10
5/21	*UL Lafayette	L, 5-6
5/21	*UL Lafayette	L, 4-10
5/22	*UL Lafayette	L, 1-13

2011 • 24-30 / 9-21 SBC Coach: Jeff Schexnaider

2/18	Texas-San Antonio	W, 3-2
2/19	Texas-San Antonio	W, 13-8
2/19	Texas-San Antonio	L, 2-12
2/20	Texas-San Antonio	L, 10-14
2/22	at Southern Miss	L, 5-8
2/25	vs. Stephen F. Austin	L, 1-7
2/26	vs. New Orleans	W, 10-5
2/27	at Northwestern State	W, 15-5
3/1	Jackson State	W, 8-0
3/6	at Nicholls State	W, 4-0
3/6	at Nicholls State	L, 5-7
3/11	Southern Utah	W, 7-1
3/12	Southern Utah	W, 4-3
3/12	Southern Utah	W, 17-8
3/13	Southern Utah	W, 8-6
3/18	*at UL Lafayette	W, 2-1
3/19	*at UL Lafayette	W, 6-3
3/20	*at UL Lafayette	L, 0-11
3/22	#25 Southern Miss	W, 7-2
3/23	Northwestern State	L, 3-5
3/25	*at South Alabama	W, 8-3
3/26	*at South Alabama	L, 5-10
3/27	*at South Alabama	L, 3-8
4/1	*FIU	L, 3-6
4/2	*FIU	W, 4-1
4/3	*FIU	L, 0-12
4/6	McNeese State	W, 11-6
4/8	*Arkansas State	L, 2-13
4/9	*Arkansas State	W, 8-7
4/10	*Arkansas State	L, 3-13
4/13	at Jackson State	L, 6-7
4/15	*at Florida Atlantic	L, 1-4

4/16	*at Florida Atlantic	L, 3-4
4/17	*at Florida Atlantic	L, 1-3
4/19	Mississippi Valley State	W, 11-7
4/20	Mississippi Valley State	W, 5-4
4/22	*at Middle Tennessee	L, 9-15
4/23	*at Middle Tennessee	W, 8-3
4/24	*at Middle Tennessee	L, 2-6
4/27	at McNeese State	W, 5-3
4/29	*Western Kentucky	W, 5-4
4/30	*Western Kentucky	L, 5-8
5/1	*Western Kentucky	L, 5-7
5/6	*at Little Rock	L, 3-4
5/7	*at Little Rock	L, 6-8
5/8	*at Little Rock	L, 1-6
5/10	Central Arkansas	L, 3-11
5/13	*Troy	L, 3-5
5/14	*Troy	W, 4-3
5/15	*Troy	L, 4-13
5/17	at Northwestern State	L, 5-7
5/19	*UL Lafayette	L, 2-6
5/20	*UL Lafayette	L, 1-11
5/21	*UL Lafayette	W, 4-3

*Sun Belt Game

2012 • 32-30 / 15-15 SBC Coach: Jeff Schexnaider SBC Tournament Champions NCAA REGIONAL

2/18	at Texas-San Antonio	L, 6-11
2/19	at Texas-San Antonio	W, 7-3
2/19	at Texas-San Antonio	W, 7-2
2/21	Tulane	W, 9-3
2/22	#22 Southern Miss	W, 2-1
2/24	Sam Houston State	W, 2-0
2/25	Sam Houston State	L, 1-9
2/26	Sam Houston State	W, 8-6
2/28	at Stephen F. Austin	L, 3-4
3/2	Nicholls State	W, 6-1
3/3	Nicholls State	L, 6-10
3/4	Nicholls State	L, 4-6
3/6	Memphis	W, 5-4
3/7	Memphis	W, 11-7
3/9	at Tennessee	L, 0-4
3/10	at Tennessee	W, 8-6
3/11	at Tennessee	W, 7-4
3/13	at Tulane	W, 5-3
3/16	*UL Lafayette	L, 0-5
3/17	*UL Lafayette	L, 3-5
3/18	*UL Lafayette	W, 7-5
3/23	*South Alabama	L, 13-20
3/24	*South Alabama	L, 3-11
3/25	*South Alabama	L, 1-8
3/27	at Southern Miss	L, 5-7
3/30	*at FIU	L, 3-4
3/31	*at FIU	W, 3-2
4/1	*at FIU	L, 6-8
4/6	*at Arkansas State	L, 6-7
4/7	*at Arkansas State	W, 9-0
4/8	*at Arkansas State	W, 10-1
4/10	at #8 Baylor	L, 5-7
4/11	at #8 Baylor	L, 7-8
4/13	*#28 Florida Atlantic	L, 7-9
4/14	*#28 Florida Atlantic	W, 13-5
4/15	*#28 Florida Atlantic	L, 5-6
4/17	at #28 TCU	L, 2-9
4/21	*Middle Tennessee	W, 13-0
4/21	*Middle Tennessee	L, 2-3
4/22	*Middle Tennessee	W, 13-7
4/25	at Northwestern State	L, 2-3
4/27	*at Western Kentucky	W, 14-6
4/28	*at Western Kentucky	L, 6-7
4/29	*at Western Kentucky	W, 7-6
5/1	at McNeese State	W, 8-6
5/4	*Little Rock	L, 5-6

5/5	*Little Rock	W, 7-6
5/6	*Little Rock	W, 7-4
5/11	*at Troy	L, 4-9
5/12	*at Troy	L, 1-5
5/13	*at Troy	W, 4-3
5/15	McNeese State	L, 2-3
5/17	*at UL Lafayette	W, 8-2
5/18	*at UL Lafayette	W, 2-1
5/19	*at UL Lafayette	W, 17-0
5/23	!vs. South Alabama	W, 7-4
5/24	!vs. Florida Atlantic	W, 9-7
5/26	!vs. Western Kentucky	L, 4-7
5/27	!vs. Arkansas State	W, 4-2
6/1	\$at #1 LSU	L, 1-4
6/2	\$vs. Belmont	W, 6-3
6/3	\$vs. #16 Oregon State	L, 2-11

*Sun Belt Game
!Sun Belt Tournament
(Bowling Green, Ky.)
\$ NCAA Regional (Baton Rouge, La.)

2013 • 18-36 / 7-23 SBC Coach: Jeff Schexnaider

2/15	^Wake Forest	W, 9-0
2/16	^Alcorn State	W, 12-0
2/17	^Wake Forest	L, 4-11
2/17	^Alcorn State	W, 7-3
2/22	at Sam Houston State	W, 2-1
2/23	at Sam Houston State	L, 2-4
2/24	at Sam Houston State	L, 3-7
2/26	#24 Southern Miss	W, 6-5
3/1	at Memphis	L, 2-4
3/2	at Memphis	L, 1-3
3/3	at Memphis	W, 5-3
3/5	McNeese State	W, 17-8
3/8	at Northwestern St.	W, 4-2 (10)
3/9	Northwestern State	L, 5-7
3/9	Northwestern State	L, 3-4
3/12	#6 Ole Miss	L, 4-10
3/13	#6 Ole Miss	L, 3-8
3/15	*at UL Lafayette	L, 2-9
3/16	*at UL Lafayette	L, 2-5
3/17	*at UL Lafayette	L, 2-3
3/19	at Grambling State	L, 0-4
3/22	*Troy	W, 4-2
3/23	*Troy	L, 6-10
3/24	*Troy	L, 0-10 (7)
3/26	at Northwestern State	W, 5-4
3/29	*at Little Rock	L, 2-3
3/30	*at Little Rock	L, 3-11
3/31	*at Little Rock	L, 3-13 (7)
4/2	Grambling State	W, 3-2 (11)
4/5	*#25 Florida Atlantic	L, 6-8
4/6	*#25 Florida Atlantic	W, 8-5
4/7	*#25 Florida Atlantic	W, 8-4
4/9	at McNeese State	L, 2-6
4/12	*at FIU	W, 7-4
4/13	*at FIU	L, 4-9
4/14	*at FIU	L, 7-11
4/16	Tulane	L, 2-5
4/19	*Arkansas State	L, 5-7
4/20	*Arkansas State	L, 2-6
4/21	*Arkansas State	W, 3-1
4/23	Mississippi Valley State	W, 9-0
4/24	Mississippi Valley State	L, 6-11
4/26	*South Alabama	L, 8-10
4/27	*South Alabama	L, 6-9
4/28	*South Alabama	L, 2-7
5/3	*at Western Kentucky	W, 3-2
5/4	*at Western Kentucky	L, 2-7
5/5	*at Western Kentucky	L, 1-9
5/10	*at Middle Tennessee	W, 11-3
5/11	*at Middle Tennessee	L, 6-7
5/12	*at Middle Tenn.	L, 4-5 (10)

YEAR-BY-YEAR RESULTS

5/16	*UL Lafayette	L, 4-5 (10)
5/17	*UL Lafayette	L, 4-13
5/18	*UL Lafayette	L, 1-12 (7)
^ULM Baseball Tourn. (Monroe, La.)		
*Sun Belt Game		

2014 • 23-36 / 11-19 SBC

Coach: Jeff Schexnaider / Bruce Peddie

2/14	Grand Canyon	W, 6-3
2/15	Grand Canyon	W, 5-4
2/16	Grand Canyon	L, 1-7
2/18	Southern Miss	L, 2-14
2/20	^vs. Western Illinois	W, 6-2
2/21	^at Nicholls State	L, 0-3
2/22	^vs. Western Illinois	W, 6-5 (11)
2/25	at #24 Ole Miss	L, 4-5
2/26	at #24 Ole Miss	L, 3-4
2/28	SE Louisiana	L, 4-13
3/1	SE Louisiana	W, 6-5
3/2	SE Louisiana	W, 3-2
3/5	Michigan State	W, 5-1
3/7	at Samford	L, 3-9
3/8	at Samford	L, 6-9
3/9	at Samford	L, 5-6 (10)
3/11	Jackson State	L, 6-9
3/12	at Jackson State	L, 2-5
3/14	*#6 UL Lafayette	L, 1-4
3/15	*#6 UL Lafayette	L, 1-14
3/16	*#6 UL Lafayette	L, 2-21
3/18	at Southern Miss	L, 2-18
3/21	*at Troy	W, 7-4
3/22	*at Troy	L, 3-4
3/23	*at Troy	L, 3-19
3/28	*Little Rock	W, 6-4
3/29	*Little Rock	W, 11-10 (11)
3/30	*Little Rock	W, 16-5
4/1	at #15 Alabama	L, 2-3
4/2	Nicholls State	W, 9-6
4/4	*UT Arlington	L, 8-10
4/5	*UT Arlington	L, 1-6
4/5	*UT Arlington	W, 7-5 (10)
4/8	Northwestern State	L, 6-8
4/9	FIU	W, 12-6
4/11	*Texas State	L, 5-12
4/12	*Texas State	W, 17-12
4/13	*Texas State	W, 7-6
4/15	at Northwestern State	L, 1-6
4/18	*at Arkansas State	L, 4-8
4/19	*at Arkansas State	L, 7-11
4/20	*at Arkansas State	L, 9-10
4/23	Grambling State	W, 3-2
4/25	*at South Alabama	L, 4-7
4/26	*at South Alabama	L, 5-6
4/27	*at South Alabama	W, 8-7 (11)
5/2	*Western Kentucky	L, 3-4 (11)
5/3	*Western Kentucky	L, 2-11
5/4	*Western Kentucky	W, 5-4
5/6	Grambling State	W, 6-5
5/9	*Georgia State	L, 5-6
5/10	*Georgia State	W, 10-6
5/11	*Georgia State	W, 11-1
5/15	*at #3 UL Lafayette	L, 9-12
5/16	*at #3 UL Lafayette	L, 1-9
5/17	*at #3 UL Lafayette	L, 5-6 (14)
5/21	!vs. #3 UL Lafayette	L, 3-7
5/22	!vs. Western Kentucky	W, 8-6
5/23	!vs. Texas State	L, 2-4
^Carmel Inn Showdown (Thibodaux, La.)		
*Sun Belt Game		
!Sun Belt Tournament (Mobile, Ala.)		

2015 • 25-29 / 12-18

Coach: Bruce Peddie

2/13	^Indiana State	L, 6-11
2/14	^Central Arkansas	L, 4-10
2/15	^Grambling State	W, 7-3
2/20	Stephen F. Austin	W, 5-0
2/20	Stephen F. Austin	W, 10-3
2/22	Stephen F. Austin	L, 7-8
2/28	Sam Houston State	W, 6-0
2/28	Sam Houston State	W, 7-5
3/1	Sam Houston State	W, 9-1
3/3	at Northwestern State	L, 0-7
3/6	*at Texas State	L, 3-4
3/7	*at Texas State	L, 1-5
3/7	*at Texas State	W, 7-4
3/11	Grambling State	W, 11-4
3/14	Mississippi Valley State	L, 2-4
3/14	Mississippi Valley State	W, 7-0
3/15	Mississippi Valley State	W, 11-1
3/17	at Grambling State	W, 7-0
3/20	*at Appalachian State	L, 0-7
3/21	*at Appalachian State	L, 5-7
3/22	*at Appalachian State	W, 10-2
3/24	at Southeastern La.	L, 6-7
3/28	*South Alabama	L, 4-12
3/28	*South Alabama	L, 4-9
3/29	*South Alabama	W, 4-3
4/1	Louisiana Tech	L, 2-3
4/3	*UT Arlington	L, 6-10
4/4	*UT Arlington	W, 2-1
4/4	*UT Arlington	W, 7-5
4/7	McNeese State	W, 7-3
4/8	Nicholls State	L, 2-3 (10)
4/8	McNeese State	W, 4-3
4/10	*at Georgia State	L, 6-7
4/11	*at Georgia State	L, 3-5
4/12	*at Georgia State	L, 0-9
4/15	Northwestern State	W, 5-1
4/17	*Arkansas State	W, 3-2
4/18	*Arkansas State	L, 3-11
4/19	*Arkansas State	W, 3-2
4/21	at Southern Miss	L, 3-9
4/24	*at Georgia Southern	L, 2-4
4/24	*at Georgia Southern	L, 3-4 (10)
4/26	*at Georgia Southern	W, 11-1
4/29	Nicholls State	L, 6-16
5/1	*Troy	W, 4-2
5/2	*Troy	W, 6-2
5/3	*Troy	L, 5-8
5/8	*at Little Rock	W, 10-7
5/9	*at Little Rock	L, 1-4
5/10	*at Little Rock	W, 6-1
5/14	UL Lafayette	L, 3-10
5/16	UL Lafayette	L, 4-5
5/16	UL Lafayette	L, 4-6
^Warhawk Classic Presented By Fieldhouse Bar & Grill (Monroe, La.)		
*Sun Belt Game		

2016 • 20-35 / 10-20

Coach: Bruce Peddie

2/19	at SE Louisiana	L, 0-2
2/20	at SE Louisiana	L, 2-8
2/21	at SE Louisiana	W, 6-5
2/26	at Western Carolina	W, 11-6
2/27	at Western Carolina	L, 15-7
2/28	at Western Carolina	W, 16-10
3/1	Valparaiso	W, 18-9
3/2	Valparaiso	L, 6-9 (10)
3/4	Samford	W, 5-2
3/5	Samford	L, 2-10
3/6	Samford	W, 6-4
3/12	*at Texas State	L, 1-6
3/12	*at Texas State	L, 2-3 (11)

3/13	*at Texas State	L, 5-7
3/15	at McNeese State	L, 2-11
3/16	at McNeese State	W, 12-4
3/19	at #26 Dallas Baptist	L, 1-6
3/19	at #26 Dallas Baptist	L, 3-7
3/20	at #26 Dallas Baptist	W, 6-3
3/22	Louisiana Tech	L, 1-7
3/24	*Appalachian State	W, 10-5
3/25	*Appalachian State	L, 4-5
3/26	*Appalachian State	W, 6-2
3/29	at Northwestern State	L, 2-11
3/30	Northwestern State	L, 2-6 (6)
4/2	*at South Alabama	L, 0-13
4/2	*at South Alabama	L, 4-10
4/3	*at South Alabama	L, 2-12 (8)
4/5	Jackson State	W, 10-7
4/8	*at UT Arlington	W, 8-3
4/9	*at UT Arlington	W, 3-2
4/10	*at UT Arlington	L, 4-8
4/12	at Arkansas	L, 1-3
4/15	*Georgia State	L, 3-7
4/16	*Georgia State	W, 14-0
4/17	*Georgia State	W, 5-3
4/20	vs. Mississippi State	L, 0-1 (14)
4/22	*at Arkansas State	L, 1-8
4/23	*at Arkansas State	L, 4-12
4/24	*at Arkansas State	L, 4-5
4/26	at Stephen F. Austin	L, 2-6
4/29	*Georgia Southern	L, 1-13
4/29	*Georgia Southern	W, 2-1
5/1	*Georgia Southern	L, 1-4
5/3	Nicholls State	W, 3-1
5/4	at Louisiana Tech	L, 4-14
5/6	*at Troy	L, 3-5
5/7	*at Troy	W, 6-2
5/8	*at Troy	W, 4-3
5/13	*Little Rock	W, 4-1
5/14	*Little Rock	L, 0-17
5/15	*Little Rock	L, 6-7
5/19	*at #19 UL Lafayette	L, 2-8
5/20	*at #19 UL Lafayette	L, 5-6
5/21	*at #19 UL Lafayette	L, 2-6
*Sun Belt Game		

2017 • 12-42 / 6-23

Coach: Bruce Peddie

2/17	at Dallas Baptist	W, 8-3
2/18	at Dallas Baptist	L, 0-11
2/19	at Dallas Baptist	L, 4-12
2/21	McNeese State	L, 4-32
2/24	Southern Illinois	W, 4-3
2/25	Southern Illinois	L, 0-9
2/26	Southern Illinois	W, 6-2
2/28	at Jackson State	W, 10-2
3/1	at McNeese State	L, 5-14
3/3	at Alabama	L, 3-4
3/4	at Alabama	L, 2-6
3/5	at Alabama	L, 3-10
3/7	at #30 Arkansas	L, 3-12
3/8	at #30 Arkansas	L, 2-11
3/10	at UAB	L, 3-4
3/12	at UAB	L, 3-4
3/15	Jackson State	L, 0-2
3/18	*at Arkansas State	W, 5-3
3/18	*at Arkansas State	L, 6-12
3/19	*at Arkansas State	L, 3-8
3/21	Grambling State	W, 7-1
3/24	*Little Rock	L, 1-5
3/25	*Little Rock	W, 6-4
3/26	*Little Rock	W, 7-1
3/28	at Louisiana Tech	L, 3-12
3/31	*at Georgia Southern	L, 3-9
4/1	*at Georgia Southern	W, 5-4

4/2	*at Georgia Southern	L, 0-9
4/4	Northwestern State	L, 2-11
4/5	at Northwestern State	L, 4-5
4/7	*South Alabama	L, 2-14
4/8	*South Alabama	L, 1-4
4/9	*South Alabama	L, 3-8
4/13	*at Texas State	W, 6-5
4/14	*at Texas State	L, 5-9
4/15	*at Texas State	L, 4-7
4/18	at Grambling State	W, 4-3
4/21	*UT Arlington	L, 4-6
4/22	*UT Arlington	L, 2-10
4/23	*UT Arlington	L, 3-10
4/28	*at Georgia State	W, 4-3
4/29	*at Georgia State	L, 3-4
4/30	*at Georgia State	L, 1-6
5/2	at Ole Miss	L, 7-21
5/3	at Ole Miss	L, 3-5
5/5	*Coastal Carolina	L, 5-7
5/6	*Coastal Carolina	L, 5-10
5/7	*Coastal Carolina	L, 1-8
5/12	*at Troy	L, 1-9
5/13	*at Troy	L, 9-10
5/14	*at Troy	L, 3-8
5/18	*UL Lafayette	L, 2-16
5/19	*UL Lafayette	L, 3-5
5/20	*UL Lafayette	L, 3-6
*Sun Belt Game		

2018 • 23-31 / 10-20

Coach: Michael Federico

2/16	Eastern Illinois	W, 4-3 (10)
2/16	Eastern Illinois	W, 7-6
2/18	Eastern Illinois	L, 5-6
2/20	Northwestern State	W, 11-6
2/23	Northern Kentucky	W, 13-10
2/23	Northern Kentucky	W, 9-5
2/24	Northern Kentucky	W, 21-9
2/27	at Jackson State	L, 2-7
3/2	at Southern Illinois	W, 5-4
3/3	at Southern Illinois	W, 13-7
3/4	at Southern Illinois	W, 7-4
3/7	Louisiana Tech	L, 0-7
3/9	at Stephen F. Austin	W, 9-7
3/10	at Stephen F. Austin	L, 7-10
3/11	at Stephen F. Austin	L, 11-13
3/13	at Northwestern State	L, 3-14
3/17	*at South Alabama	L, 3-5
3/17	*at South Alabama	L, 0-6
3/18	*at South Alabama	W, 12-6 (8)
3/21	at Louisiana Tech	L, 1-6
3/23	*Arkansas State	W, 2-0
3/24	*Arkansas State	L, 7-31
3/25	*Arkansas State	W, 4-0
3/27	Jackson State	W, 10-7
3/29	*at UT Arlington	L, 2-5
3/30	*at UT Arlington	L, 0-5
3/31	*at UT Arlington	W, 2-0
4/3	at #5 Arkansas	L, 9-10 (10)
4/4	at #5 Arkansas	L, 0-4
4/7	*Texas State	L, 2-8
4/8	*Texas State	W, 3-2
4/8	*Texas State	W, 1-0
4/14	*at Little Rock	L, 4-7
4/14	*at Little Rock	L, 2-3
4/15	*at Little Rock	L, 5-6
4/17	at Grambling State	L, 7-9
4/20	*Appalachian State	L, 1-4
4/21	*Appalachian State	W, 5-0
4/21	*Appalachian State	L, 1-4
4/24	McNeese State	L, 3-7 (11)
4/27	at #16 Coastal Carolina	L, 4-14
4/28	at #16 Coastal Carolina	L, 4-11
4/29	at #16 Coastal Carolina	L, 16-17

2019 ULM BASEBALL

5/1	Grambling State	W, 16-2
5/5	*Georgia State	W, 9-6
5/5	*Georgia State	W, 11-2
5/6	*Georgia State	W, 9-4
5/11	*Troy	L, 1-8
5/12	*Troy	L, 2-7
5/13	*Troy	L, 2-4
5/15	at McNeese State	W, 10-7
5/17	*at UL Lafayette	L, 3-4 (10)
5/18	*at UL Lafayette	L, 6-9
5/19	*at UL Lafayette	L, 2-7
*Sun Belt Game		

ALL-TIME RESULTS

Season	Coach	Won	Lost	Tied	Pct.	Conference	Won	Lost	Tied	Pct.	Place
1952	Woody Boyles	5	3	0	.624	Independent					
1953	Woody Boyles	8	4	1	.654	Independent					
1954	Woody Boyles	10	9	0	.526	Gulf States	7	5	0	.583	Third
1955	George Luffey	9	8	0	.539	Gulf States	6	6	0	.500	Third (tie)
1956	George Luffey	9	12	0	.428	Gulf States	4	8	0	.333	Sixth
1957	George Luffey	7	9	0	.439	Gulf States	4	9	0	.308	Sixth
1958	George Luffey	12	10	0	.565	Gulf States	8	7	0	.533	Second
1959	George Luffey	15	11	0	.577	Gulf States	8	7	0	.533	Third
1960	George Luffey	10	13	0	.435	Gulf States	5	7	0	.417	Fourth
1961	George Luffey	11	15	0	.423	Gulf States	9	10	0	.474	Fourth
1962	George Luffey	13	19	0	.406	Gulf States	7	11	0	.389	Fifth
1963	George Luffey	13	14	0	.481	Gulf States	8	12	0	.400	Fourth (tie)
1964	George Luffey	17	10	0	.629	Gulf States	13	3	0	.813	First
1965	George Luffey	15	13	1	.535	Gulf States	10	9	1	.525	Third
1966	Bill Dotson	17	9	0	.654	Gulf States	13	9	0	.591	First (tie)
1967	Bill Dotson	23	15	0	.605	Gulf States	12	10	0	.545	Second
1968	Bill Dotson	26	15	1	.631	Gulf States	15	5	0	.750	First
1969	Bill Dotson	25	11	0	.694	Gulf States	16	6	0	.727	First
1970	Bill Dotson	35	19	0	.648	Gulf States	16	6	0	.727	First
1971	Bill Dotson	29	17	1	.628	Gulf States	11	9	0	.550	Second
1972	Bill Dotson	16	26	0	.381	Independent					
1973	Terry Murry	7	18	0	.280	Independent					
1974	Steve Maddox	6	27	0	.182	NCAA Independent					
1975	Chick Childress	13	17	0	.433	NCAA Independent					
1976	Lou St. Amant	20	13	0	.606	NCAA Independent					
1977	Lou St. Amant	17	24	1	.417	NCAA Independent					
1978	Lou St. Amant	20	38	0	.345	NCAA Independent					
1979	Lou St. Amant	22	26	0	.458	Atlantic Sun					Fourth (tour)
1980	Lou St. Amant	20	15	0	.571	Atlantic Sun					Third (tour)
1981	Lou St. Amant	33	22	0	.600	Atlantic Sun	6	6	0	.500	Third (tour)
1982	Lou St. Amant	22	29	1	.433	Atlantic Sun	7	5	0	.583	First (West) (tie)
1983	Lou St. Amant	32	21	0	.604	Southland	11	3	0	.786	First
1984	Lou St. Amant	34	16	0	.680	Southland	10	5	0	.667	Third
1985	Lou St. Amant	26	22	1	.541	Southland	5	8	1	.393	Fifth
1986	Lou St. Amant	25	22	0	.532	Southland	6	12	0	.333	Sixth
1987	Lou St. Amant	24	28	1	.453	Southland	7	8	0	.466	Third
1988	Lou St. Amant	19	26	0	.422	Southland	11	8	0	.579	Second
1989	Lou St. Amant	14	29	0	.326	Southland	6	10	0	.375	Sixth
1990	Lou St. Amant	28	17	0	.622	Southland	10	8	0	.556	Fourth
1991	Lou St. Amant	21	30	0	.412	Southland	6	11	0	.353	Sixth
1992	Lou St. Amant	24	24	0	.500	Southland	9	12	0	.429	Fifth (tie)
1993	Lou St. Amant	13	26	1	.338	Southland	5	18	0	.217	Ninth
1994	Smoke Laval	20	33	0	.377	Southland	6	18	0	.333	Ninth
1995	Smoke Laval	37	20	0	.649	Southland	16	7	0	.696	Third \$\$
1996	Smoke Laval	41	19	0	.683	Southland	21	9	0	.700	First
1997	Smoke Laval	33	21	0	.611	Southland	17	11	0	.607	Third
1998	Smoke Laval	33	22	0	.600	Southland	13	9	0	.591	Second
1999	Smoke Laval	36	22	0	.621	Southland	19	7	0	.731	First
2000	Smoke Laval	41	22	0	.651	Southland	20	7	0	.741	First
2001	Brad Holland	36	24	0	.600	Southland	17	10	0	.630	Second
2002	Brad Holland	29	29	0	.500	Southland	17	10	0	.630	First
2003	Brad Holland	29	28	0	.508	Southland	12	14	0	.462	Third
2004	Brad Holland	30	28	0	.526	Southland	12	14	0	.462	Fifth (tie)
2005	Brad Holland	26	29	0	.473	Southland	9	18	0	.333	Ninth
2006	Brad Holland	18	37	0	.327	Southland	12	16	0	.429	Eighth
2007	Jeff Schexnaider	29	28	0	.509	Sun Belt	15	14	0	.517	Third (tie)
2008	Jeff Schexnaider	34	24	0	.586	Sun Belt	20	10	0	.667	First
2009	Jeff Schexnaider	32	27	0	.542	Sun Belt	12	17	0	.414	Seventh (tie)
2010	Jeff Schexnaider	17	38	0	.309	Sun Belt	7	23	0	.233	Tenth
2011	Jeff Schexnaider	24	30	0	.444	Sun Belt	9	21	0	.300	Ninth (tie)
2012	Jeff Schexnaider	32	30	0	.516	Sun Belt	15	15	0	.500	Fourth (tie) \$\$
2013	Jeff Schexnaider	18	36	0	.333	Sun Belt	7	23	0	.233	Tenth
2014	Jeff Schexnaider / Bruce Peddie	23	36	0	.390	Sun Belt	11	19	0	.367	Eighth (tie)
2015	Bruce Peddie	25	29	0	.462	Sun Belt	12	18	0	.400	Tenth
2016	Bruce Peddie	20	35	0	.364	Sun Belt	10	20	0	.333	Ninth
2017	Bruce Peddie	12	43	0	.218	Sun Belt	6	24	0	.200	Sixth - West
2018	Michael Federico	23	31	0	.426	Sun Belt	10	20	0	.333	Sixth - West
TOTALS		1,371	1,397	8	.495		570	613	2	.482	

Conference Championship Teams in Bold

\$\$ -- Tournament Champion

CHAMPIONSHIP TEAMS

Year	Championship	Coach	Year	Championship	Coach
2012	Sun Belt Conference Tournament Champion	Jeff Schexnaider	1970	NAIA National Runner-up	Bill Dotson
2008	Sun Belt Conference Champion	Jeff Schexnaider	1970	NAIA Area 2 Champion	Bill Dotson
2002	Southland Conference Champion	Brad Holland	1970	NAIA District 30 Champion	Bill Dotson
2000	Southland Conference Champion	Smoke Laval	1970	Gulf States Conference Champion	Bill Dotson
1999	Southland Conference Champion	Smoke Laval	1969	NAIA District 30 Champion	Bill Dotson
1996	Southland Conference Champion (Louisiana)	Smoke Laval	1969	Gulf States Conference Champion	Bill Dotson
1995	Southland Conference Tournament Champion	Smoke Laval	1968	NAIA Area 5 Runner-up	Bill Dotson
1983	Southland Conference Champion	Lou St. Amant	1968	NAIA District 27 Champion	Bill Dotson
1982	Atlantic Sun Conference (West Division)	Lou St. Amant	1968	Gulf States Conference Champion	Bill Dotson
1971	NAIA Area 2 Runner-up	Bill Dotson	1966	Gulf States Conference Champion	Bill Dotson
1971	NAIA District 30 Champion	Bill Dotson	1964	Gulf States Conference Champion	George Luffey

Baseball America

Ben Sheets	1997	P	Freshman
Ben Sheets	1999	P	First Team
Matt Green	2005	P	Third Team

CoSIDA Academic

Greg Cain	1983	3B	First Team
Brady Bryan	1989	OF	First Team
Brady Bryan	1990	OF	Second Team

Collegiate Baseball / Louisville Slugger

Corey Artieta	1996	P	Freshman
Willie Core	1998	DH/3B	Freshman
Kenny Holubec	1998	P	Freshman
Corey Taylor	1998	OF	Third Team
Ben Sheets	1999	P	First Team
Mike Wombacher	2000	UT	Third Team
Kenny Holubec	2000	P	Third Team
Jay Aulds	2001	C	Freshman
Lee Graves	2001	P	Freshman
Willie Core	2001	DH/3B	Third Team
Matt Green	2005	P	Third Team
Ben Soignier	2006	SS/P	Freshman
Ben Soignier	2008	SS	Third Team

NAIA

Charley Dykes	1964	3B	Second Team
Marvin Brosset	1966	OF	Second Team
Marvin Brosset	1968	OF	First Team
Larry Turner	1970	OF	Second Team
Tom Brown	1971	P	Second Team

NCBW Association

Matt Green	2005	P	Third Team
------------	------	---	------------

American Baseball Coaches Association

D.J. Loland	1997	P	Third Team
Ben Sheets	1999	P	First Team
Kenny Holubec	2000	P	Second Team
Mike Wombacher	2000	UT	Third Team
Willie Core	2001	DH/3B	Second Team
Matt Green	2005	P	Third Team

Ping!Baseball

Ben Soignier	2008	SS	Second Team
Ben Soignier	2009	SS	Third Team
Judd Edwards	2010	UT	Freshman

PLAYERS OF THE YEAR

Louisiana Sports Writers Association

Ben Sheets	1999	Player
Terry Mathews	1984	Player

Sun Belt Conference

Jeremy Sy	2012	Player
Boomer Blanchard	2009	Newcomer

Southland Conference

Ben Soignier	2006	Freshman
Matt Green	2005	Pitcher
Willie Core	2001	Player / Hitter
Mike Wombacher	2000	Player
Ben Sheets	1999	Player
Tommy Lewis	1997	Player / Hitter
Shannon Cooley	1996	Player
Ben Mann	1996	Pitcher
Terry Mathews	1984	Freshman

Gulf States Conference


Tom Brown	1971	Pitcher
Mike Thompson	1970	Pitcher
Tom Brown	1969	Pitcher
Larry Turner	1969	Player
Wayne Burney	1968	Player



Corey Artieta




Jay Aulds



Marvin Brosset




Tom Brown



Brady Bryan



Greg Cain




Willie Core



Charley Dykes




Judd Edwards



Lee Graves




Matt Green



Kenny Holubec




D.J. Loland



Ben Sheets




Ben Soignier



Corey Taylor



Larry Turner



Mike Wombacher



2005 Baseball America
All-American Matt Green



2006, 08 Collegiate Baseball
2009 Ping!Baseball
All-American Ben Soignier



2010 Ping!Baseball Freshman
All-American
Judd Edwards

POSTSEASON HONORS

ALL-SUN BELT

2017	Anthony Herrera (1st)
2014	Anthony Herrera (2nd) Keelin Rasch (2nd)
2012	Jeremy Sy (1st) Joey Rapp (2nd) Randy Zeigler (2nd)
2011	Joey Rapp, 1B (1st)
2009	Ben Soignier, SS (1st) Boomer Blanchard, 2B (2nd) Jon Prevost, OF (2nd)
2008	Dexter Fontenot, OF (1st) Ben Soignier, SS (1st) Ryan McMillan, UT (2nd) Kyle Suire, 2B (2nd)

ALL-SOUTHLAND

2006	Ben Soignier, SS (1st) Josh Morrison, C (HM) Andy Jones, OF (HM) James Stephens, P (HM)
2005	Matt Green, P (1st) James Bennett, OF (2nd) Daniel Raymond, 1B (HM)
2004	Ben Jones, 1B (1st) Justin LaBorde, OF (2nd) Jay Aulds, C (3rd) Ty Rollinson, 2B (3rd)
2003	Ben Jones, 1B (1st) Joey Wolfe, C (1st) Andy Chance, OF (2nd) Caleb McConnell, P (2nd) Jack Skaggs, 2B (HM) Jared Doty, OF (HM) Ryan Schwabe, P (HM)
2002	Jaime Estrada, OF (2nd) Joey Wolfe, C (2nd) Jason Lind, P (HM)
2001	Willie Core, 3B (1st) Aaron Dobbins, P, (1st) Jaime Estrada, OF (2nd) Scott Cadwallader, OF (2nd) Jesse Hoorelbeke, 1st (3rd) Jason Lind, DH (HM) Brian Schriener, P (HM)
2000	Ted White, C (1st) Scott Cadwallader, OF (1st) Kenny Holubec, P (1st) Willie Core, 3B (2nd) Todd Self, OF (2nd) Mike Wombacher, DH/P (2nd) Toby Childers, OF (3rd)
1999	Ben Sheets, P (1st) Jason Wolfe, OF (1st) Nick Frank, 3B (2nd) Ted White, C (HM) Bryan Zander, 2B (HM) Jason Shelley, SS (HM) Josh LaRue, 1B (HM)
1998	Ben Sheets, P (1st) Corey Taylor, OF (1st) Bryan Zander, 2B (2nd) Justin Lewis, OF (2nd) Willie Core, DH (HM) Jason Wolfe, OF (HM) Nick Frank, 3B (HM)
1997	Tommy Lewis, OF (1st) Corey Taylor, OF (1st) Andy Russell, 1B (2nd) Bryan Zander, 2B (2nd) Darrin Futch, 3B (2nd) Michael Harvey, C (2nd) D.J. Loland, P (2nd) Mike Thompson, DH (HM)
1996	Brian Keswick, 3B (1st) Shannon Cooley, OF (1st) Michael Harvey, C (1st) Ben Mann, P (1st) Andy Weaver, P (1st) Cris Coffield, OF (2nd) Corey Taylor, DH (2nd) Brian Carter, P (2nd)

1995	Cris Coffield, OF (2nd) Brian Carter, P (2nd) Stacey Wilcox, 2B (HM) Denny Bair, P (HM)
1994	Jason Bradburn, DH (2nd) Richard Campbell, P (HM)
1993	Christian McCarter, OF (2nd)
1992	Chad Olinde, IF (HM)
1991	Harold Henry, OF (1st) Andy Davis, DH (1st) Tim Fiene, SS (HM)
1990	Harold Henry , OF (1st) Brady Bryan, OF (2nd) Tim Fiene, SS (HM) Billy Jersey, 3B (HM)
1989	Andy Davis, 1B (2nd)
1988	Todd Arcement, SS (2nd)
1987	Terry Mathews, 1B (1st)
1986	Joe Sims, OF (1st) Terry Mathews, 1B (2nd)
1985	Joe Sims, OF (1st) Todd Saterfield, C (2nd) Terry Mathews, 1B (HM)
1984	Frank Tornabene, OF (1st) Terry Mathews, 1B (2nd) Brian LaBlanc , SS (2nd) Bob Carlson, DH (HM) Darren Mazeroski, 2B (HM) Mitch Thomas, P (HM)
1983	Greg Cain, 3B (1st) Frank Tornabene, OF (1st) Brian LaBlanc, SS (2nd) John Schuessler, OF (HM)

ALL-ATLANTIC SUN

1982	Mark Wisniewski, P (1st) Larry Anthony, 2B (HM) Brian LaBlanc, SS (HM) Mike Reynolds, OF (HM)
1981	Jay Branham, 1B (1st) Larry Anthony, 2B (HM) Frank Scelfo, C (HM) Mike Reynolds, OF (HM) Mike Sharp, P (HM)

ALL-GULF STATES

1971	Tom Brown, P (1st) David Harrell, OF (1st)
1970	Mike Thompson, P (1st) Kenny Roussel, P (1st) Wayne Burney, 1B (1st) Larry Turner, OF (1st) Barry Amedee, 3B (1st)
1969	Wayne Burney, 1B (1st) Larry Turner, OF (1st) Tom Brown, P (1st) Kenny Roussel, P (1st)
1968	Wayne Burney, 1B (1st) Joe Canal, SS (1st) Marvin Brosset, OF (1st) Tom Brown, P (1st) Kenny Roussel, P (1st)
1967	Joe Canal, SS (1st) Marvin Brosset, OF (1st) David Davis, P (1st)
1966	Eddie Kincaid, C (1st) Marvin Brosset, 1B (1st) Joe Canal, 2B (1st) Billy McCullar, IF (1st) John Hall, OF (1st) David Davis, P (2nd) Mike Vining, P (2nd) Alton Thomas, OF (2nd)
1965	Eddie Kincaid, C (1st) Joe Canal, 2B (1st) Alton Thomas, OF (2nd)
1964	Eddie Kincaid, C (1st) Joey McGinn, 2B (1st) Charley Dykes, 3B (1st) David Worthington, SS (1st)

1963	John Peace, OF (1st) Floyd Murry, P (1st) Eddie Kincaid, C (1st) Alton Thomas, OF (1st) John Hall, OF (1st) Ed Quimby, P (1st)
1962	Eddie McGowen, 2B (1st) Phil Petras, SS (1st) Bob Rachal, P (1st)
1961	George Bryan, 1B (1st) Phil Petras, SS (1st)
1960	John O'Connor, C (1st) Phil Petras, SS (1st)
1959	John O'Connor, C (1st)
1958	Gary Huckabay, 3B (1st) Ike McCullen, OF (1st) James Mock, OF (1st)
1957	Gary Huckabay, 3B (1st)
1955	Tommy Leos, OF (1st) Bo Laird, P (1st)
1954	J. B. Nolen, OF (1st) Delmer Thompson, UT (1st) Joe Jordan, P (1st)

ALL-TOURNAMENT

NCAA Regional 2012	Judd Edwards, 3B Joey Rapp, 1B
2000	Willie Core, 3B Kenny Holubec, P Ted White, C
1995	Shannon Cooley, OF
Sun Belt Conference 2014	Ross Moore, 1B
2012	*Wil Browning, P Caleb Clowers, 2B Judd Edwards, 3B
2009	Corey Brown, P Perry Smith, OF Ben Soignier, SS/P
2008	Ben Soignier, SS
Southland Conference 2004	Ty Rollinson, 2B Lane LaBorde, 3B Glenn Jackson, OF
2003	Joey Wolfe, C Jack Skaggs, 2B Al Hayward, OF
2001	Scott Cadwallader, OF
2000	Willie Core, 3B Mike Wombacher, DH *Shane Webb, SS
1999	Ben Sheets, P Jason Wolfe, OF Corey Artieta, DH Corey Taylor, OF
1998	Shannon Cooley, OF
1996	*Stacey Wilcox, 2B Andy Russell, 1B Tommy Lewis, OF Denny Bair, P
Pelican Cup 1984	*Chuck Finley, P
Atlantic Sun Conference 1982	Scott Stone, DH
1981	Frank Scelfo, C David Klick, OF
NAIA World Series 1970	Larry Turner, OF David Harrel, OF

Gulf States Conference 1969	John Holleman, C Van Pardue, P Mike Thompson, P Tom Brown, P
*Denotes Tournament MVP	

RAWLINGS GOLD GLOVE

2011	Caleb Clowers, 2B
-------------	-------------------

ABCA ALL-REGION

2009	Ben Soignier, SS
2008	Dexter Fontenot, OF Ben Soignier, SS Kyle Suire, 2B
2005	Matt Green, P
2001	Willie Core, 3B Aaron Dobbins, P
2000	Kenny Holubec, P Todd Self, OF Mike Wombacher, DH
1999	Ben Sheets, P Jason Wolfe, OF
1998	Corey Taylor, OF
1997	D.J. Loland, P Tommy Lewis, OF Corey Taylor, OF
1996	Shannon Cooley, OF

COACH OF THE YEAR

2008	Jeff Schexnaider, Sun Belt
1999	Smoke Laval, Southland
1995	Smoke Laval, Louisiana
1983	Lou St. Amant, Southland Lou St. Amant, Louisiana
1970	Bill Dotson, NAIA District 30
1969	Bill Dotson, Gulf States
1968	Bill Dotson, Gulf States
1966	Bill Dotson, Gulf States
1964	George Luffey, Gulf States

ALL-TIME ROSTER

A•A•A

Ackel, David	1996-97
Abdalla, Taylor	2010-13
Adams, Fraser	2011-12
Adams, Scott	1990
Adcock, Paul	1982
Ainsworth, David	1961
Akin, Jacky	1972-73
Albritton, Kevin	1979, 81
Albritton, Lance	1991
Alexander, Brandon	2012-13
Allen, Jerry	1976-78
Allison, Cameron	2019-pres.
Almond, James	1967-68
Amedee, Barry	1968-71
Anderson, Justin	2009
Anthony, Larry	1979-82
Arbogast, John	1979
Arcement, Todd	1987-89
Ardoyn, Shane	2009-11
Armstrong, Don	1967
Arrant, Adam	2003
Arrant, Brandon	2004
Artieta, Corey	1996-99
Aucoin, Gary	1993-95
Auger, Trey	2015-17
Aulds, Ed	1957
Aulds, Jay	2001-04
Aulds, Les	2011
Aulds, Shelby	2011-13
Auttonberry, Casey	2007-10

B•B•B

Backofen, Kyle	2017-18
Bailey, Evan	1994
Bair, Denny	1994-95
Ballard, Don	1958
Barbee, John	1991
Barefoot, Brian	2014-18
Barfield, Adam	2005
Barlow, Cam	2019-pres.
Barnes, Craig	2007
Barnes, Darryl	1964-66
Barnes, Ken	1983-86
Barnes, Ty	2019-pres.
Barrentine, Skylar	2010
Barrett, Braedon	2018-pres.
Barton, Jacob	2019-pres.
Barton, Justin	2019-pres.
Baty, Clint	1991-92
Baucum, David	1978
Beal, Chase	2017-18
Beene, Orlando	1990
Beesley, Andrew	2019-pres.
Bell, Brandon	2014-16
Bell, Chad	2017-pres.
Bell, Tiger	1995-98
Benjamin, Evian	2018
Benner, Darrell	1974
Bennett, Bob	1952-53
Bennett, James	2005-06
Benson, Matt	2000-01
Bergeron, Kevin	1983
Bergeron, Ryan	2012-15
Bess, Larry	1962
Betz, Bob	1955-56
Bice, Doug	1970-73

2019 ULM BASEBALL

Bishop, James	1993-94
Blanchard, Boomer	2009-10
Blanton, Dutchie	2004-05
Blevins, Bryan	1960
Boatright, Mark	1953
Boniol, Don	1962, 65-66
Booth, Darrel	1959
Bordelon, Bill	1976
Borne, Danny	2005
Bossier, Ryan	1991-92
Bouche, Brayden	2015-17
Bounds, Dean	1964-65
Bounds, Phil	1971-72
Bourgeois, Ben	1980
Bourgeois, Steven	1993
Bourgeois, Troy	1993
Bourgeois, Julian	1998
Bowman, Bo	2006-07
Boyd, J.C.	1967
Boyd, Prentiss	1966
Boyd, Skeeter	1967-69
Boyles, Tommy	1955
Bradburn, Jason	1994-95
Bradford, Keller	2016
Bradley, Jimmy	1955
Brakefield, Todd	1993
Branham, Jay	1978-81
Braud, Denny	1987-88
Bray, Tyler	2013-14
Briley, Luke	2010-11
Brooks, Jack	1957
Brossett, Marvin	1964-68
Brothers, Howard	1981-82
Brown, Corey	200-10
Brown, Kenne	1986-87
Brown, Russ	1975-77
Brown, Tom	1968-71
Browning, Wil	2010-12
Broyles, Alan	1990-91
Brunson, Donnie	1961-62
Bryan, Brady	1989-90
Bryant, George	1958-59, 61
Buckman, Blake	2016-pres.
Burdine, Andrew	2004
Burney, Wayne	1967-70

C•C•C

Cadwallader, Scott	2000-01
Cain, Greg	1981-84
Caldwell, Bobby	1961
Callender, Wendell	1986
Campbel, Mel	1970
Campbell, Richard	1993-94
Campbell, Sam	1953-54
Canal, Buddy	1971
Canal, Joe	1965-68
Caraccioli, Lance	1996-98
Carlson, Aaron	1998
Carlson, Bob	1984-86
Carro, Bobby	2001-02
Carter, Brian	1995-97
Carter, Craig	2000-01
Cater, Chase	2015-17
Case, Craig	1975-78
Cash, Cody	2018
Caskey, Jim	1964
Cassels, Randel	1987

Cassels, Sherman	2001-02
Causey, Lynn	1963
Causey, Matt	1991
Cavalier, Gerard	1982-83
Cavalier, Kevin	1987
Cawthon, Matt	2009-10
Cesario, Joey	2011-12
Chance, Allen	1991-92
Chance, Andy	2000-03
Chandler, Bucky	2006-07
Chappell, Josh	2008-10
Charpio, Don	1966-68
Charron, Jacob	2018-pres.
Childers, Robert	1988
Childers, Toby	2000-01
Childress, Kolton	2018-pres.
Chinn, Haydn	2001
Christensen, Keith	2007-09
Clay, Billy	1973-74
Clayton, K.C.	2005
Clemens, Larry	1957
Clement, Davey	1989
Cleveland, Strib	1997
Clowers, Caleb	2010-12
Cobb, Kenny	1991-92
Cochran, Jimmy	1974-77
Coddou, Payton	2014-17
Coffield, Cris	1995-96
Cole, Stan	1987-88
Collins, Jerry	1959-60
Collins, Matt	2008-09
Comeaux, Stefan	2010
Connally, Cody	2012-15
Cook, Tommy	1974
Cooley, Shannon	1995-96
Coons, Bobby	1979-81
Corbin, Don	1966-67
Core, Willie	1998-01
Couch, Gus	1976
Courville, Brennon	2002-03
Cousino, John	1957
Cox, Buster	1980-82
Cox, Tyler	2016-17
Crabtree, Skip	1989
Craft, Darron	1990-91
Crawford, Martin	1993-95
Cromwell, James	1963
Crouch, Justin	2015-16
Crow, Gary	1978
Crowe, Tommy	1964
Crumes, Gerald	1973
Curtis, Keegan	2015-18

D•D•D

Dade, Steve	1971-72
Daily, Ethan	2016
Daniel, Billy	1961
Daniels, Will	2015-18
Davies, Ronnie	1963
Davis, Andy	1988-89, 91-92
Davis, Dan	1974
Davis, David	1965-68
Davis, Harold	1953-56
Day, Chad	1989
Dean, Jimmy	1971-72
Deeds, Conner	2019-pres.
DeFriend, Chance	2015-16

DeLaCruz, Johnny	2017-18
Dellocono, Vincent	2013-16
DePillo, Paul	1988-89
Detore, Camillo	1952-54
Dickerson, John	1982, 84-86
Dischler, Tony	
Dobbins, Aaron	2001-02
Doolan, Blake	1991-92
Dopson, Dalton	2018
Dopson, Logan	2011-15
Dornier, Matt	1983-86
Dorsey, Lyle	1957-58
Doty, Jerad	2002-03
Douglas, James	1996
Drader, Travis	2006-07
Dreiling, Scott	1992
Dudley, Chris	2012-13
Dugan, Jamie	1989
Dugas, Mark	1985-88
Dumaine, Alex	2013-14
Duncan, Willie	1991-94
Dunn, Miles	2018-pres.
Durham, Michael	1999-00, 02-03
Duprist, Guy	1955-56
Dush, Ron	1987
Dye, Jared	2013-14
Dykes, Charley	1963-65

E•E•E

Eady, Kade	2002-04
Edwards, Judd	2010-13
Elkins, David	1963
Ellington, Ryan	1986
Elliot, Mike	1982
Ensminger, John	1953
Eppinette, Jay	1967
Eppinette, Woody	1970-71
Estep, James	1957
Estrada, Jaime	2001-02
Evans, Barry	1982-83

F•F•F

Faciane, Josh	2012-16
Fellers, Paul	1972
Fiasco, Conner	2015
Fiasco, Logan	2012-13
Fields, Dennis	1956
Fields, Gary	1961-62, 65
Fiene, Tim	1990-91
Figueroa, Brock	2019-pres.
Filippi, Mario	2003-04
Findley, B.J.	2016-17
Finley, Chuck	1984-85
Finley, David	1978
Fleming, Sean	1988-89
Flemister, Tyler	2006
Fletcher, Jeremy	2000-01
Fontenot, Dexter	2005-08
Ford, A.J.	2006-07
Fortenberry, D.J.	2005-08
Foster, Ed	1971-73
Foster, Tommy	1979
Foust, Robert	2018
Francis, Turner	2017-18
Frank, Nick	1998-99
Frazier, Bill	1982-84
Frazier, Robert	1979-81

ALL-TIME ROSTER

Frazier, Robert	1989
Free, Mason	2011
Freeman, Vernon	1957
Frost, Hayden	2016
Fuller, Bruce	1977
Fuller, Jeff	2011-14
Futch, Brian	1992
Futch, Darrin	1994, 96-98

G•G•G

Gammil, Gene	1959
Gannaway, Guy	1957
Gardner, Stan	1961
Garvin, Ronnie	1995
Garvin, Todd	2003-06
Gay, Brent	2011-12
Gay, Jesse	2004
George, Carol	1955, 57-58
Giammanco, Ian	2000-02
Gill, Josh	2009-10
Godwin, Jerry	1960-63
Good, Bryan	1991-93

Gordon, Colin 2019-pres.

Graffagnini, Todd	1988
Graham, Drew	2008-09
Granier, Drew	2010-11
Graves, Lee	2001-02, 04

Gray, Cole 2018-pres.

Gray, Todd	1993-94
Green, Andrew	2004
Green, Corben	2011-13
Green, Matt	2003-05
Grimmett, Ricky	1967-68
Gross, Jay	1957-60
Groves, Bob	1958, 62
Grubb, Michael	1973
Guerriero, Mark	1990
Guerriero, Paul	1992-93
Guillory, Matt	2002-04
Guyton, Duffy	1988-89

H•H•H

Hagar, Randy	1994
Hagar, Ray	1994
Hall, Ladd	2005-06
Hall, John	1963-66
Hamilton, Bill	1975
Hammond, Jarrett	2010-11
Hannah, Billy	1969-72
Hanson, Tim	1985-86
Hardwick, Mac	1959
Hardy, Will	2009
Hare, Gerald	1953

Harper, Cade 2016-pres.

Harrell, David	1970-71
Harrell, Jo	1952
Harrell, Patrick	1989-90
Harris, Tyler	2005-07
Harrison, Justin	1997
Harrison, Tim	1978-80
Harvey, Michael	1995-98
Harvey, Mike	1974
Hastings, Bob	1982-83
Hawthorne, Kyle	1997
Haydel, Darren	1993-94
Haye, Doug	1994
Hayward, Al	2000-03
Hebert, Darrell	1973

Hebert, Richard 2018-pres.

Hebert, Tanner	2013-14
Helton, Rodney	1987
Hemphill, Spencer	2015-18
Henderson, K.C.	1999
Hendrix, Cole	2015-18
Henry, Harold	1989-91
Hermeling, Alex	2012-15
Herrera, Anthony	2014-17
Herrington, Dalton	2013-14

Hicks, Jason	2011
High, Taka	2014
Hilger, Rob	1967
Hodge, Jimmy	1974
Hoffpauir, Bradley	2003-04
Hogan, Ron	1985-86
Holleman, Johnny	1969-70
Holley, Tag	1980-83
Holliday, Paul	1973-74
Holloway, Roy	1966-67
Holubec, Kenny	1998-00
Hoorelbeke, Jesse	2000-01
Hopper, Ray	1956-57
Horchak, Greg	1977-78

Horton, Cameron 2019-pres.

Horton, Joe	1987
Hubbard, Brent	1980
Huckabay, Gary	1958-59
Huckaby, Wayne	1957
Hudson, Douglas	1952-53
Hudson, Tom	1955
Huff, Ronnie	1973-76
Huff, Tommy	1969, 72
Huffman, Joe	1964-67
Hughes, George	1957
Hughes, Mitchell	1956, 59
Humeniuk, Ryan	2019-pres.
Hunt, Chris	2014-pres.
Husser, Ronnie	1969-72
Hymel, Eddie	2001-04

J•J•J

Jackson, Glenn	2004-05
Jacola, Joey	1983
James, Gordon	1973
James, Mike	2000-01
James, Russ	1975
Jeanes, Trey	2018-pres.
Jennings, Jared	2005-08
Jensen, Joe	2000-01
Jersey, Billy	1990
Jinks, Huey	1956, 58
Jinks, Wesley	1952-53
Johnson, Alfred	1956
Johnson, Hunter	2017
Jolley, Brad	1986-87
Jolley, Tanner	2017-18
Jones, Andy	2004-07
Jones, Andy	1982-85
Jones, Ben	2002-04
Jones, Blake	2009-10
Jones, Christo	2013
Jones, Danny	1987-89
Jones, James	2010-11
Jones, Kelly	1995, 97
Jones, Steve	1974-76
Jordan, Brendan	2018-pres.

Jordan, Joe	1954-55
-------------	---------

Jordan, Joey 2018-pres.

K•K•K

Kaliebe, Bill	1978-79
Kalil, Freddie	1976-79
Kamerman, Steve	1973, 76
Karnes, Steve	1967
Kaufman, Jake	2019-pres.
Keifenheim, Phil	1979-80
Keith, Dickie	1967-70
Kelly, Harold	1961
Keswick, Brian	1995-96
Khan, Pierce	2018
Kilbert, Gerald	1980-81
Kilcoyne, Mike	1969
Kilen, Chris	1997-98
Kincaid, Eddie	1963-66
Kincaid, Louis	1959-60
Kirby, Bryan	1970-71
Kirby, Steve	1983-84
Kirk, Ryan	2008

Klepzig, Carson 2019-pres.

Klick, David	1978-81
Knowles, Kirk	1980-82
Knox, Caleb	2011
Kowalski, Frank	1985

L•L•L

LaBorde, Clark	2006-07
LaBorde, Lane	2002-04
LaBorde, Justin	2003-06
Lacoste, Peyton	2018
LaGrange, Art	1968, 70
Laird, Bobby	1955-57
Laird, Matt	2007-11
Lallier, Josh	2019-pres.
Lamothe, Tony	2002-05
Lancaster, Louie	2008-09
Lane, Matt	2005
Langston, Sydney	1953-54
LaRue, Josh	1998-99
LaSuzzo, Ronnie	1977
LaSuzzo, Skeeter	1969
Laudadio, Tom	1957
Lawler, Steve	2005-06
Leake, Bobby	1964
LeBlanc, Brian	1981-84
LeCompte, Kevin	1993
LeDoux, Todd	1992-93
Lensch, Justin	2003-04
Leone, Josh	2013-17
Leos, Tommy	1953-56
Lett, Josh	2008
Lewis, Justin	1998-99
Lewis, Tommy	1994-97
Lien, Tyler	2019-pres.
Lienhop, Mike	1973-76
Liles, Mason	2015
Lind, Jason	2001-02
Linzay, Scott	1978-80
Littleton, Craig	1989-90
Lobello, Justin	2001-02
Lockwood, Bobby	1960-63
Loland, D.J.	1996-98
Longworth, Landon	2019-pres.
Louque, Daniel	1987, 89-90
Low, Doug	2007

Lucas, Trent	2012-14
--------------	---------

M•M•M

Mahaffey, Charles	1955
Mahoney, Jim	1957
Maldonado, Jose	1988-89
Malone, Devin	2012-13
Manley, Greg	2006-07
Mann, Ben	1995-96
Mansur, Steve	1966
Manton, Justin	2014
Manwell, Brian	1999
Maragas, Nick	2008
Marangon, Mark	1978-81

Marsh, Dylan 2019-pres.

Martin, Cole 2019-pres.

Martin, Danny	1975-76
Martin, Derek	2016-18
Matherne, Phil	1977
Mathews, Terry	1984-87
Martin, Derek	2016-18
Martinez, Josh	2002-03
Marucci, Gino	2016-18
Mason, Weston	2014-15
Maxey, Paul	1975-77
Mayers, Aaron	1997-98
Mays, Bobby	1955
Mazeroski, Darren	1983-84
McBeth, Charles	1955
McBeth, Ron	2004
McCarter, Christian	1993-94
McCarty, David	1962-63
McCarty, Mickey	1989
McConnell, Caleb	2000-03
McCormick, Myron	1972
McCullar, Billy	1965-66
McCullar, Woody	1973
McDermid, John	2010-11
McDonald, Scott	1980-83

McDowell, Logan 2019-pres.

McDowell, Steve	1969-72
McGehee, Brady	2017-18
McGinn, Joey	1963-65
McGough, Greg	1987-90
McGowen, Eddie	1959-62
McHenry, Danial	2008-09
McKoin, Sherrod	1952-54
McMillan, Butch	1963
McMillan, Ryan	2008-09
McMullen, Ike	1956-59
Mears, Jeremy	1993
Mears, Tom	1973, 76
Mendez, John	1982-83
Messina, Rodney	1975-78
Miano, Bobby	1966-68
Miller, Chad	2013-14
Miller, Connor	2017
Miller, Jim	2003-04
Miller, Josh	2009-10
Miller, Matt	2005-06
Miller, Matt	1993
Miller, Ted	1952-53
Miranda, Nathan	2018-pres.
Mitchell, Jason	1991
Mixon, David	2006-07
Mizell, Jake	2009
Mock, James	1956-59

ALL-TIME ROSTER

Mock, Mike	1967
Moore, Harold	1955
Moore, Leonard	1968
Moore, Ross	2014-16
Moore, Sammy	1956
Morales, Richard	1967
Moreau, Brian	1982, 84-86
Moreau, David	1978-81
Moreland, George	1986
Morphy, Pat	1988-90
Morreale, John	1992-93
Morris, Mike	1982
Morrison, Gary	1979-80
Morrison, Josh	2004-07
Morrison, Stephen	2017-18
Murry, Floyd	1963-64

N•N•N

Neal, Jackie	1954-56
Neal, Steve	1978
Nelson, Jay	1991
Nelson, Mike	1974-77
Nerren, Coleman	2018
Newcomer, Brian	1971, 73
Nolan, J.B.	1953-54
Norman, Jackie	1957-58
Nutt, Rowdy	1990-92

O•O•O

O'Conner, John	1959-60
O'Gorman, Tom	2009
Ohman, Michael	2002
O'Laughlin, Justin	2018
Olinde, Chad	1992-94
Oliver, Casey	2017-18
Orga, Kevin	1999-00
Owens, Kelly	1983-84, 86
Owrey, Jim	1973-76

P•P•P

Pace, John	1961-64
Pardue, Van	1968-71
Parenton, Kelly	1991
Parenton, Mickey	1985-88
Parker, Jeff	1989-92
Payne, Teddy	1961-62
Peek, Gayle	1956
Peters, Freddy	1959
Peters, Tommy	1971
Petras, Phil	1959-62
Phillips, Mike	1972-73, 75
Pilcher, Frank	1982-85
Pizzolatto, James	1977
Poche, Jordy	2008-11
Podorsky, Robbie	2014-15
Poe, Nick	2007
Potrament, Darren	1999
Pourciau, Devin	2007-10
Prejean, Jeff	1981-82
Prejean, Jeff	1996-97
Prejean, Lee	1978-81
Presley, Mike	1970-72
Prestidge, Charles	1970-71
Prevost, Jon	2008-09
Price, Stephen	1997-99
Prince, Keith	1963-64

Prososki, Masen 2019-pres.
2019 ULM BASEBALL

Pugh, Nathan	2015-16
Q•Q•Q	
Quimby, Ed	1962-63

R•R•R

Rachal, Bob	1961-65
Rak, Darren	1986-88
Ramsey, Joel	2006
Randle, Allen	1986-88
Rapp, Joey	2011-12
Rasch, Keelin	2014-15
Raymond, Daniel	2002-05
Reagan, Everett	1987-88
Redden, Levi	1960-61
Reece, Larry	1974-77
Reed, Lance	1995
Reeve, Terry	1958
Reeves, Edwin	1982-85
Reeves, Matthew	2015-17
Reinke, Bruce	1978
Resweber, Bret	1989-92
Reynolds, Everett	1957
Reynolds, Mike	1979-82
Reynolds, Nathan	2016-17
Reynolds, Randy	1975-78
Richardson, Andrew	2012-13
Richter, Gary	1973, 75
Rickard, Willie	2002-03
Ridgely, Jack	1952
Rimmer, Chris	1990-91
Risch, Clayton	2018
Risinger, Britt	1974
Roark, Phil	1977-79
Roberts, Daniel	2006-07
Roberts, Gary	1976-78, 80
Robichaux, Dean	1978-79
Robinson, Bobby	1956
Robinson, Glenn Ray	1952
Robinson, Shawn	1989, 91
Robison, Jack	1982-85
Rockett, Rickey	1972-73
Rogers, Ryan	1968-69
Rollinson, Ty	2004-07
Rome, Nick	2010-11
Rouse, Homer	1957-59
Rouse, Jerry	1959-60
Roussel, Brent	1986-89
Roussel, Danny	1969, 72
Roussel, Ernie	1972
Roussel, Kenny	1968-71
Roussel, Kerry	1971-72
Rushing, Harry	1956-58
Rushing, Red	1959
Russell, Andy	1995-97
Russell, Shane	1998-99

S•S•S

Sanderson, Kayleb	2019-pres.
Saterfield, Frank	1982-85
Saucier, Evan	2008
Saulters, Glynn	1965-67
Sawyer, Mike	1986-87
Scafidel, Bobby	1966
Scalia, Frank	1956
Scelfo, Frank	1978-81
Schexnaider, Jeff	1985-86

Schexnaider, Ray	2014
Schimpf, Kyle	2016
Schmeer, Jerold	1986-89
Schmitt, Austin	2019-pres.
Schriner, Brian	2000-01
Schwabe, Ryan	2003-04
Schwaner, Tyler	2016-17
Schuessler, John	1983-84
Scott, E.J.	2019-pres.
Self, Todd	2000
Senn, Don	1963
Servat, Carl	1994, 96
Setzer, Trey	2013-15
Sharp, Joe	1978-81
Sheets, Ben	1997-99
Shelley, Jason	1998-99
Shively, James	1952
Shoenfelt, Mark,	1991-92
Shoup, Brian	2001-03
Shrader, David	1975
Shurden, Mitch	1995
Sinclair, Chris	2009
Siggers, A.J.	2006-08
Sikes, Louis	1959
Simoneaux, Chet	2013-14
Sip, Ryan	2006
Sims, Joe	1985-86
Sims, Ronnie	1960
Skaggs, Jack	2000-03
Smart, Derek	1978-79
Smith, Bo Dick	1961-62
Smith, Brandon	1997-98
Smith, Brent	2006-07
Smith, Doug	1976
Smith, Fred	1980
Smith, Kyle	2005-08
Smith, Perry	2009-10
Smith, Rob	1969-72
Smith, Tommy	1995-96
Snellings, Jerry	1961
Soignier, Ben	2006-09
Soto, Jedd	1995-96
Springer, Danny	2015-16
Spurlock, James	1961
Stark, Floyd	1987
Stawychny, Justin	2012-15
Steed, Zach	2010-11
Stellman, Keith	1996
Stencel, Jon	1993
Stephen, Scott	2008-09
Stephens, James	2004-07
Stewart, Donald	1953-55, 57
Stites, John	1985-88
Stockton, Jacob	2014-16
Stone, Cade	2016-17
Stone, Cody	2012-16
Stone, Scott	1981-83
Stoner, Herschel	2000-01
Strong, Tommy	1977
Suire, Kyle	2007-08
Surratt, Dennis	1974-77
Sutton, Darren	2008
Sweum, David	1998

T•T•T

Tafoya, Julian	2005
Tatum, Ruben	1978, 80-81

Taylor, Carey	2013-14
Taylor, Corey	1995-98
Taylor, Mark	1978-79
Taylor, Pete	1959
Taylor, Wayne	1956-57
Thamm, Kendall	2011-12
Thomas, Alton	1963-66
Thomas, Mitch	1983-85
Thomas, Todd	1988-89
Thompson, Bill	1953-55
Thompson, Clyde	1953-54
Thompson, Keith	1981
Thompson, Lionel	1952
Thompson, Michael	1993-95, 97
Thompson, Mike	1969-72
Thurman, Fay	1958
Tichenor, Stuart	2003
Tidwell, Chad	1992
Tidwell, Kodie	2013-15
Tingelstad, Trent	2019-pres.
Tinnerello, Mike	1963-66
Tinsley, David	1972
Todd, Dalton	2013-16
Tornabene, Frank	1981-84
Townsley, Bubba	1989-90
Trichel, Cole	2017-18
Turner, Josh	2009
Turner, Larry	1969-70
Turpin, Chris	1989

V•V•V

Valentine, Broderick	1990
Van Ryckeghem, Ronnie	1981
Vaclin, Brent	1988-90
Vaughn, Scott	2005-07
Velton, O.J.	1979-82
Venable, Kent	1957
Ventola, John	1967
Versage, Jimmy	2017
Vial, Kenneth	1978-80
Vicknair, Vic	1993
Vidrine, Brent	1983-85
Vidrine, Drew	2001-04
Vining, Mike	1963-66
Vining, Ray	1976, 78

W•W•W

Wade, Nick	2007-10
Waguespack, Paul	1981
Walker, Boomer	1993-94
Walker, Wade	1991, 93
Walsh, Chan	2010-11
Walters, Bob	1992
Walters, Garrett	2014-16
Walters, Ronnie	1957
Ward, Derek	2008-10
Ward, Ralph	1958-60
Watts, Bobby	1955
Watts, Randall	1990
Weaver, Andy	1995-96
Weaver, Mack	1972-75
Webb, Paul	1986-87
Webb, Shane	2000-01
Weimer, Bill	1979
Welch, Brad	2000-02
Wheeler, Darren	1984-87
Wells, Josh	2001

ALL-TIME ROSTER

<u>Whipple, Steve</u>	1982-86
<u>White, Mark</u>	2006-07
<u>White, Ted</u>	1998-00, 02
<u>Whitworth, David</u>	1963
<u>Wiggens, Bonner</u>	1956
<u>Wine, Cale</u>	2012-13
<u>Wilcox, Stacey</u>	1994-95
<u>Williams, Don</u>	2009
<u>Wilson, Kye</u>	2007
<u>Wilson, Steve</u>	1980-82
<u>Wiltz, Stanley</u>	1990-92
<u>Winnon, Jeff</u>	1986-87
<u>Winnon, Kelly</u>	1981, 84-85
<u>Winstrom, James</u>	1978
<u>Wisenor, David</u>	1977
<u>Wisniewski, Mark</u>	1982-85
<u>Wolfe, Blake</u>	2012-15
<u>Wolfe, Jason</u>	1996-99
<u>Wolfe, Joey</u>	2002-03
<u>Wombacher, Mike</u>	1999-00
<u>Wood, Dent</u>	1973-74
<u>Wood, Robert</u>	1979
<u>Worthington, David</u>	1964-67
<u>Wright, Mike</u>	1983-84
<u>Wurm, Logan</u>	2019-pres.

Y•Y•Y

<u>Yerger, Mickey</u>	1960
<u>York, Kelvin</u>	2008-11
<u>Young, Austin</u>	2010

Z•Z•Z

<u>Zabasky, Ford</u>	1982-85
<u>Zander, Bryan</u>	1996-99
<u>Zeigler, Randy</u>	2010-12
<u>Zeppuhar, Joe</u>	1968
<u>Zimmer, Lane</u>	1977

TEAM RECORDS

BATTING RECORDS

Batting Average		
Rk.	Avg.	Season
1.	.329	2008
2.	.325	2009
3.	.320	2001
4.	.316	1999
5.	.314	1998

At-Bats		
Rk.	AB	Season
1.	2,172	2012
	2,172	2000
3.	2,121	2008
4.	2,109	2009
5.	2,058	2001

Hits		
Rk.	Hits	Season
1.	697	2008
2.	685	2009
3.	659	2001
4.	648	2000
5.	639	1999

Runs		
Rk.	Runs	Season
1.	504	2000
2.	503	2008
3.	485	2009
4.	465	1996
5.	444	1999

Doubles		
Rk.	Doubles	Season
1.	139	2008
2.	130	2000
3.	126	2009
4.	125	2001
5.	121	1996

Triples		
Rk.	Triples	Season
1.	20	2002
	20	1996
	20	1984
4.	18	1992
5.	17	2003

Home Runs		
Rk.	HR	Season
1.	93	2008
2.	85	2009
3.	70	2007
4.	62	1986
5.	61	2002

Runs Batted In		
Rk.	RBI	Season
1.	465	2008
2.	437	2009
3.	407	1999
4.	397	1996
5.	393	2007

Walks		
Rk.	Walks	Season
1.	316	1996
2.	314	1983
3.	302	1995
4.	286	1987
5.	281	1997

Strikeouts		
Rk.	Strikeouts	Season
1.	496	2012
2.	460	2014
3.	427	2018
4.	424	2007
5.	423	2009

Stolen Bases		
Rk.	Stolen Bases	Season
1.	157	1996
2.	107	1995
3.	103	1997
4.	97	1998
5.	96	2001

PITCHING RECORDS

Innings Pitched		
Rk.	IP	Season
1.	554.2	2012
2.	553.2	2000
3.	520.1	1996
4.	516.2	2014
5.	514.2	2001

Earned Run Average		
Rk.	ERA	Season
1.	1.94	1971
2.	2.01	1970
3.	2.11	1969
4.	2.42	1967
5.	2.72	1966

Wins		
Rk.	Wins	Season
1.	41	2000
	41	1996
3.	37	1995
4.	36	2001
	36	1999

Winning Percentage		
Rk.	Win Pct.	Season
1.	.694	1969
2.	.683	1996
3.	.680	1984
4.	.654	1972
	.654	1966

Losses		
Rk.	Losses	Season
1.	43	2017
2.	38	2010
	38	1978
4.	37	2006
5.	36	2014
	36	2013

Saves		
Rk.	Saves	Season
1.	14	2007
2.	13	2002
	13	2000
4.	11	2018
	11	2008
	11	2003

Fewest Runs Allowed (Min. 40 Games)		
Rk.	Runs Allowed	Season
1.	123	1971
2.	161	1970
3.	193	1972
4.	196	1990
5.	208	1984

Fewest Walks (Min. 40 Games)		
Rk.	Walks Allowed	Season
1.	78	1971
2.	125	1992
3.	148	2002
	148	1970
5.	154	1972

Strikeouts		
Rk.	Strikeouts	Season
1.	502	2000
2.	477	1999
3.	452	2005
4.	435	2004
5.	433	2001

Complete Games		
Rk.	CGs	Season
1.	43	1970
2.	36	1971
3.	29	1978
4.	26	1981
	26	1979

Shutouts		
Rk.	Shutouts	Season
1.	11	1979
2.	9	1970
3.	8	1971
4.	7	1995
	7	1990

Wild Pitches		
Rk.	Wild Pitches	Season
1.	86	2014
2.	69	2015
3.	66	2017
4.	62	2004
5.	61	2018

Hit Batters		
Rk.	Hit Batters	Season
1.	90	2010
2.	81	2014
3.	78	2013
4.	71	2007
5.	66	2009

FIELDING RECORDS

Fielding Percentage		
Rk.	Fielding Pct.	Season
1.	.971	2012
2.	.970	2013
3.	.969	1998
4.	.966	2008
	.966	1996

Putouts		
Rk.	Putouts	Season
1.	1664	2012
2.	1661	2000
3.	1556	1996
4.	1550	2014
5.	1544	2001

Assists		
Rk.	Assists	Season
1.	744	1996
2.	687	2002
3.	685	2003
4.	681	2012
5.	673	2008

TEAM RECORDS/YEAR-BY-YEAR LEADERS

Fewest Errors (Min. 40 Games)

Rk.	Errors	Season
1.	54	1990
2.	60	1998
3.	62	1993
4.	64	2013
5.	68	2018

Double Plays

Rk.	DPs	Season
1.	76	2008
2.	59	2002
3.	58	1996
4.	56	1998
5.	52	2012

MISCELLANEOUS RECORDS

Games Played

Rk.	GP	Season
1.	63	2000
2.	62	2012
3.	60	2001
	60	1996
5.	59	2014

Winning Streak

Rk.	Winning Streak	Season
1.	10	1996
2.	9	2001
	9	1997
	9	1996
	9	1980

Losing Streak

Rk.	Losing Streak	Season
1.	15	2006
2.	14	1978
3.	12	2017
4.	11	1989
5.	11	1974

Scoring Margins - Largest Wins

Run Diff.	Opponent	Score	Date
24	Loyola	25-1	3/11/1992
23	at Louisiana College	23-0	2/12/1998
23	Mississippi College	28-5	3/10/1986
20	Grambling State	20-0	2/17/1998
20	LSU-Shreveport	24-4	3/14/1996
19	at UALR	24-5	4/3/2009
19	Grambling State	20-1	2/10/2004
17	at UL-Lafayette	17-0	5/19/2012

Scoring Margins - Largest Losses

Run Diff.	Opponent	Score	Date
28	McNeese State	4-32	2/21/2017
24	Arkansas State	7-31	3/24/2018
23	at McNeese State	0-23	4/24/1994
23	at Tulane	0-23	2/16/1985
22	at Louisiana Tech	0-22	5/8/1973
21	*at LSU	0-21	5/27/2000
19	UL-Lafayette	2-21	3/16/2014
19	Hardin Simmons	1-20	3/18/1981
18	Troy	6-24	5/10/2008

* NCAA Regional

YEAR-BY-YEAR LEADERS - BATTING

Batting Average

Season	Player(s)	Avg.
1959	James Mock	.355
1960	Phil Petras	.356
1961	Phil Petras	.376
1962	Eddie McGowan	.316
1963	Alton Thomas	.371
1964	Charley Dykes	.379
1965	Bill McCullar	.320
1966	Marvin Brosset	.407
1967	Marvin Brosset	.376
1968	Wayne Burney	.346
1969	Larry Turner	.353
1970	Larry Turner	.335
1971	David Harrell	.283
1972	Steve McDowell	.301
1973	Gary Richter	.363
1974	Mike Lienhop	.293
1975	Mike Lienhop	.343
1976	Freddie Kalil	.316
1977	Gary Roberts	.362
1978	Gary Roberts	.307
1979	O. J. Valetton	.313
1980	David Klick	.424
1981	Larry Anthony	.368
1982	Mike Reynolds	.311
1983	Frank Tornabene	.319
1984	Terry Mathews	.368
1985	Frank Pilcher	.327
1986	Jeff Schexnaider	.342
1987	Todd Arcement / Terry Mathews	.317
1988	Todd Arcement	.339
1989	Shawn Robinson / Andy Davis	.359
1990	Tim Fiene	.338
1991	Andy Davis	.362
1992	Andy Davis	.397
1993	Todd Gray	.344
1994	Todd Gray	.372
1995	Cris Coffield	.338
1996	Shannon Cooley	.345
1997	Tommy Lewis	.393
1998	Willie Core	.356
1999	Bryan Zander	.351
2000	Willie Core	.397
2001	Willie Core	.408
2002	Jerad Doty	.385
2003	Joey Wolfe	.338
2004	Justin LaBorde	.350
2005	Steve Lawler	.375
2006	Josh Morrison	.352
2007	Kyle Suire	.338
2008	Ben Soignier	.394
2009	Ben Soignier	.376
2010	Caleb Clowers	.357
2011	Les Aulds	.339
2012	Jeremy Sy	.330
2013	Corben Green	.271
2014	Keelin Rasch	.289
2015	Keelin Rasch	.359
2016	Jacob Stockton	.287
2017	Turner Francis	.317
2018	Johnny DeLaCruz	.332

Home Runs

Season	Player(s)	HR
1959	Six players tied	1
1960	Not Available	--
1961	Not Available	--
1962	Don Boniol	4
1963	John Hall	9
1964	Jim Caskey	3
1965	Alton Thomas / Charley Dykes	4

1966	Eddie Kincaid	4
1967	Marvin Brosset	6
1968	Wayne Burney / James Almond	4
1969	Wayne Burney / Larry Turner	4
1970	Wayne Burney / Johnny Holleman	4
1971	Rob Smith	6
1972	Jacky Akin	12
1973	Doug Bice	2
1974	Jim Owrey	4
1975	Gary Richter / Mike Nelson	4
1976	Mike Nelson	6
1977	Mike Nelson	8
1978	Frank Scelfo	5
1979	Frank Scelfo	7
1980	Frank Scelfo	9
1981	Frank Scelfo	15
1982	Seven players tied	3
1983	Greg Cain/ John Schuessler	5
1984	John Schuessler	9
1985	Joe Sims	9
1986	Terry Mathews/Joe Sims	15
1987	Terry Mathews	14
1988	Todd Arcement	9
1989	Jerold Schmeer	4
1990	Harold Henry	5
1991	Harold Henry	9
1992	Wade Walker	7
1993	Todd Gray / Steven Bourgeois	6
1994	Todd Gray	7
1995	Cris Coffield	8
1996	Corey Taylor	15
1997	Corey Taylor	12
1998	Corey Taylor	19
1999	Jason Shelley	13
2000	Jesse Hoorelbeke / Ted White	10
2001	Willie Core	12
2002	Joey Wolfe / Jason Lind / Jaime Estrada	9
2003	Ben Jones	9
2004	Ben Jones	14
2005	James Bennett	13
2006	Josh Morrison	6
2007	Kyle Suire / Travis Drader	10
2008	Kyle Suire / Ben Soignier	16
2009	Jon Prevost	15
2010	Nick Wade	13
2011	Joey Rapp	13
2012	Joey Rapp	9
2013	Justin Stawychny	7
2014	Dalton Herrington	9
2015	Keelin Rasch / Danny Springer	9
2016	Jacob Stockton / Danny Springer	6
2017	Tyler Cox	6
2018	Chad Bell	7

Runs Batted In

Season	Player(s)	RBI
1959	Gary Huckabay	12
1960	Not Available	--
1961	Not Available	--
1962	Phil Petras	19
1963	John Hall	28
1964	John Hall	14
1965	Alton Thomas	22
1966	Marvin Brosset	22
1967	Glynn Saulters	33
1968	Joe Canal	29
1969	Larry Turner	24
1970	Barry Amedee	29
1971	Ronnie Husser	22
1972	Jacky Akin	25
1973	Doug Bice	20
1974	Jim Owrey	16
1975	Ronnie Huff	18

YEAR-BY-YEAR LEADERS

1976	Mike Nelson	26
1977	Dennis Surratt	30
1978	Jay Branham	27
1979	Frank Scelfo	26
1980	Frank Scelfo	29
1981	Frank Scelfo	44
1982	Greg Cain	23
1983	John Schuessler	41
1984	Terry Mathews	44
1985	Joe Sims	35
1986	Terry Mathews	45
1987	Terry Mathews	51
1988	Todd Arcement	32
1989	Greg McGough / Harold Henry	27
1990	Billy Jersey	34
1991	Stanley Wiltz	36
1992	Stanley Wiltz	50
1993	Todd Gray	31
1994	Todd Gray	40
1995	Stacey Wilcox	60
1996	Shannon Cooley	57
1997	Corey Taylor	50
1998	Corey Taylor	53
1999	Jason Shelley	61
2000	Jesse Hoorelbeke	51
2001	Willie Core	56
2002	Jaime Estrada / Joey Wolfe	42
2003	Ben Jones	55
2004	Ben Jones	58
2005	James Bennett	45
2006	James Bennett	37
2007	Bo Bowman	46
2008	Dexter Fontenot	67
2009	Ben Soignier	71
2010	Nick Wade	47
2011	Joey Rapp	46
2012	Joey Rapp	51
2013	D. Herrington / J. Stawychny	29
2014	Justin Stawychny	36
2015	Keelin Rasch	41
2016	Jacob Stockton	32
2017	Turner Francis	25
2018	Chad Bell	40

YEAR-BY-YEAR LEADERS - PITCHING

Wins		
Season	Player(s)	Wins
1959	Not Available	--
1960	Not Available	--
1961	Jerry Godwin	4
1962	Bob Rachal	5
1963	Jerry Godwin	5
1964	Dean Bounds / Floyd Murry	5
1965	David Davis	4
1966	Mike Vining	5
1967	David Davis	8
1968	Tom Brown	10
1969	Tom Brown	8
1970	Mike Thompson	10
1971	Tom Brown	8
1972	Mike Thompson	8
1973	Ricky Rockett	3
1974	Paul Holiday	3
1975	Randy Reynolds	5
1976	Randy Reynolds	5
1977	Randy Reynolds / Dean Robichaux	5
1978	Joe Sharp	5
1979	Garry Morrison / Joe Sharp	5
1980	Kenneth Vail	5
1981	Robert Frazier	8
1982	Mark Wisniewski	5
1983	Matt Dornier	6
1984	Mitch Thomas	8

1985	Kelly Winnon / Terry Mathews	5
1986	Steve Whipple	5
1987	Kevin Cavalier	6
1988	Four players tied	3
1989	Brent Vauclin / Pat Murphy	4
1990	Bret Resweber	7
1991	Alan Broyles / Chris Rimmer	5
1992	Bret Resweber	7
1993	Wade Walker	4
1994	Richard Campbell	6
1995	Andy Weaver	9
1996	Brian Carter / Andy Weaver	8
1997	D.J. Loland	11
1998	Ben Sheets	6
1999	Ben Sheets	14
2000	Kenny Holubec	12
2001	Aaron Dobbins	8
2002	Bobby Carro	7
2003	Caleb McConnell	8
2004	Three players tied	5
2005	Matt Green	10
2006	James Stephens	6
2007	Jared Jennings	6
2008	Josh Lett	6
2009	Don Williams / Justin Anderson	6
2010	Drew Granier	4
2011	James Jones / Randy Zeigler	5
2012	Wil Browning	8
2013	Cale Wine	6
2014	Tyler Bray	8
2015	Trey Setzer	6
2016	Brayden Bouchev	5
2017	Chase Beal	3
2018	Four players tied	3

Earned Run Average (Min. 30 IP)

Season	Player(s)	ERA
1959	Not Available	--
1960	Not Available	--
1961	Jerry Godwin	2.28
1962	Bob Rachal	3.33
1963	Ed Quimby	1.75
1964	Dean Bounds	1.98
1965	Mike Tinnerello	2.30
1966	David Davis	1.37
1967	David Davis	1.22
1968	Tom Brown	0.51
1969	Kenny Roussel	1.63
1970	Kenny Roussel	1.63
1971	Tom Brown	0.77
1972	Mike Thompson	2.02
1973	Gordon James	3.86
1974	Billy Clay	1.87
1975	Larry Reece	2.54
1976	Larry Reece	3.20
1977	Larry Reece	2.82
1978	Mark Taylor	4.17
1979	Joe Sharp	2.60
1980	Garry Morrison	1.98
1981	Joe Sharp	4.41
1982	Mark Wisniewski	1.99
1983	Matt Dornier	3.32
1984	Kelly Winnon	3.40
1985	Darren Wheeler	3.11
1986	John Dickerson	3.09
1987	Kevin Cavalier	2.35
1988	Brent Vauclin	5.12
1989	Bret Resweber	3.94
1990	Scott Adams	2.42
1991	Chris Rimmer	3.75
1992	Jeff Parker	2.05
1993	Wade Walker	3.66
1994	Richard Campbell	3.59

1995	Andy Weaver	3.41
1996	Ben Mann	2.81
1997	D.J. Loland	3.14
1998	Kenny Holubec	2.97
1999	Ben Sheets	3.11
2000	Kenny Holubec	3.18
2001	Aaron Dobbins	3.43
2002	Bobby Carro	4.19
2003	Caleb McConnell	3.83
2004	Eddie Hymel	3.48
2005	Matt Green	2.65
2006	James Stephens / Ben Soignier	4.50
2007	David Mixon	3.28
2008	Derek Ward	3.38
2009	Corey Brown	3.46
2010	Wil Browning	4.87
2011	James Jones	3.23
2012	Kendall Thamm	3.28
2013	Cale Wine	4.05
2014	Tyler Bray	3.36
2015	Anthony Herrera	2.76
2016	Anthony Herrera	1.74
2017	Anthony Herrera	2.63
2018	Keegan Curtis	2.88

Strikeouts

Season	Player(s)	Strikeouts
1959	Not Available	--
1960	Not Available	--
1961	Not Available	--
1962	Bob Rachal	35
1963	Ed Quimby	47
1964	Floyd Murry	51
1965	Bob Rachal	31
1966	David Davis	42
1967	David Davis	72
1968	Tom Brown	69
1969	Tom Brown	54
1970	Tom Brown	107
1971	Mike Thompson	102
1972	Mike Thompson	106
1973	Ricky Rockett	36
1974	Paul Holiday	44
1975	Randy Reynolds	48
1976	Larry Reece	31
1977	Dean Robichaux	55
1978	Robert Wood	30
1979	Garry Morrison	61
1980	Garry Morrison	48
1981	Reuben Tatum	37
1982	Robert Frazier	32
1983	Mitch Thomas	39
1984	Chuck Finley	50
1985	Mitch Thomas	47
1986	Darren Rak	47
1987	Kevin Cavalier	88
1988	Darren Rak	63
1989	Jose Maldonado	56
1990	Bret Resweber	52
1991	Chris Rimmer	58
1992	Bret Resweber	47
1993	Steven Bourgeois	64
1994	Richard Campbell	116
1995	Denny Bair	91
1996	Brian Carter	72
1997	D.J. Loland	94
1998	Ben Sheets	74
1999	Ben Sheets	158
2000	Kenny Holubec	162
2001	Aaron Dobbins	77
2002	Bobby Carro	72
2003	Caleb McConnell	74
2004	Ryan Schwabe	82

YEAR-BY-YEAR LEADERS

2005	Matt Green	141
2006	James Stephens	52
2007	David Mixon	63
2008	Jared Jennings	63
2009	Drew Graham	54
2010	Drew Granier	79
2011	Drew Granier	86
2012	Randy Zeigler	111
2013	Cale Wine	59
2014	Tyler Bray	69
2015	Trey Setzer	80
2016	Brayden Bouchey	72
2017	Chase Beal	53
2018	Trey Jeans	67

SINGLE SEASON BATTING RECORDS

Batting Average (Min. 100 At-Bats)

Rk.	Player	Avg.	Hits	AB	Season
1.	Willie Core	.408	86	211	2001
2.	Willie Core	.397	87	219	2000
	Andy Davis	.397	73	184	1992
4.	Ben Soignier	.394	93	236	2008
5.	Tommy Lewis	.393	64	163	1997
6.	Jared Doty	.385	60	156	2002
7.	Ben Soignier	.376	85	226	2009
	Marvin Brosset	.376	47	125	1967
9.	Todd Gray	.372	71	191	1994
10.	Terry Mathews	.368	42	114	1984
	Larry Anthony	.368	53	144	1981

At-Bats

Rk.	Player	AB	GP	Season
1.	Caleb Clowers	263	62	2012
2.	Toby Childers	262	63	2000
3.	Jesse Hoorelbeke	254	63	2000
4.	Matt Laird	249	58	2009
5.	Boomer Blanchard	248	58	2009
6.	Joey Rapp	245	62	2012
7.	Ted White	244	62	2000
8.	Matt Collins	243	59	2009
	Jaime Estrada	243	60	2001
	Jason Wolfe	243	56	1999

Runs Scored

Rk.	Player	Runs	GP	Season
1.	Ben Soignier	83	57	2008
2.	Corey Taylor	73	60	1996
3.	Boomer Blanchard	71	58	2009
4.	Jon Prevost	70	59	2009
	Ted White	70	62	2000
6.	Kyle Suire	67	55	2008
7.	Corey Taylor	66	54	1998
8.	Corey Taylor	64	52	1997
9.	Tommy Lewis	62	50	1997
10.	Andy Davis	61	48	1992

Hits

Rk.	Player	Hits	AB	GP	Season
1.	Ben Soignier	93	236	57	2008
2.	Boomer Blanchard	87	248	58	2009
	Willie Core	87	219	62	2000
4.	Willie Core	86	211	58	2001
5.	Ben Soignier	85	226	59	2009
	Jesse Hoorelbeke	85	232	60	2001
7.	Kyle Suire	83	226	55	2008
8.	Ted White	82	244	62	2000
	Jason Wolfe	82	243	56	1999
10.	Caleb Clowers	79	263	62	2012
	Joey Rapp	79	245	62	2012
	Caleb Clowers	79	221	54	2010
	Matt Collins	79	243	59	2009
	Shannon Cooley	79	229	58	1996

Doubles

Rk.	Player	Doubles	GP	Season
1.	Ted White	26	62	2000
2.	Shannon Cooley	24	58	1996
3.	Cris Coffield	23	60	1996
	Stacey Wilcox	23	56	1995
5.	Ben Soignier	22	59	2009
	Todd Self	22	63	2000
7.	Ben Soignier	21	57	2008
8.	Kodie Tidwell	20	53	2015
	Jason Wolfe	20	56	1999
10.	Joey Rapp	19	62	2012
	Cris Coffield	19	56	1995

Triples

Rk.	Player	Triples	GP	Season
1.	Andy Davis	8	48	1992
2.	Jeremy Sy	7	60	2012
	James Bennett	7	55	2005
4.	Jaime Estrada	6	58	2002
	Corey Taylor	6	52	1997
6.	Bo Bowman	5	47	2006
	Scott Cadwallader	5	58	2001
	Blake Doolan	5	47	1992
	Gary Roberts	5	42	1977
10.	Justin Stawychny	4	51	2015
	Justin Stawychny	4	59	2014
	Jeremy Sy	4	41	2011
	A.J. Siggers	4	57	2011

Home Runs

Rk.	Player	HR	AB	GP	Season
1.	Corey Taylor	19	189	54	1998
2.	Ben Soignier	16	236	57	2008
	Kyle Suire	16	226	55	2008
4.	Jon Prevost	15	229	59	2009
	Corey Taylor	15	211	60	1996
	Terry Mathews	15	166	46	1986
	Joe Sims	15	133	39	1986
	Frank Scelfo	15	145	52	1981
9.	Ben Jones	14	216	56	2004
	Terry Mathews	14	161	51	1987

Runs Batted In

Rk.	Player	RBI	AB	GP	Season
1.	Ben Soignier	71	226	59	2009
2.	Dexter Fontenot	67	209	54	2008
3.	Kyle Suire	65	226	55	2008
4.	Jason Shelley	61	213	58	1999
5.	Stacey Wilcox	60	199	56	1995
6.	Ben Jones	58	216	56	2004
7.	Shannon Cooley	57	229	58	1996
8.	Willie Core	56	211	58	2001
	Corey Taylor	56	211	60	1996
10.	Matt Laird	55	249	58	2009
	Ben Jones	55	222	56	2003
	Cris Coffield	55	222	60	1996

Total Bases

Rk.	Player	TB	GP	Season
1.	Ben Soignier	166	57	2008
2.	Kyle Suire	149	55	2008
3.	Jason Wolfe	144	56	1999
4.	Ben Soignier	142	59	2009
5.	Corey Taylor	139	54	1998
6.	Ted White	138	62	2000
7.	Boomer Blanchard	137	59	2009
	Willie Core	137	58	2001
9.	Jon Prevost	136	59	2009
10.	Ben Jones	132	56	2004
	Jesse Hoorelbeke	132	60	2001

Walks

Rk.	Player	Walks	GP	Season
1.	Terry Mathews	57	51	1987
2.	Todd Self	48	63	2000
3.	Ben Soignier	46	59	2009
	Corey Taylor	46	52	1997
5.	Tommy Lewis	44	50	1997
	Corey Taylor	44	60	1996
	Todd Arcement	44	40	1988
8.	Tommy Lewis	43	52	1995
9.	Dalton Herrington	41	59	2014
	Jeremy Sy	41	60	2012
	Cris Coffield	41	60	1996

Strikeouts

Rk.	Player	SO	AB	GP	Season
1.	Logan Fiasco	78	183	59	2012
2.	Matt Laird	74	249	59	2009
3.	Chad Bell	61	205	54	2018
4.	Josh Morrison	60	175	57	2007
5.	Jesse Hoorelbeke	54	254	63	2000
6.	Joey Rapp	53	198	54	2011
7.	Peyton Lacoste	51	167	50	2018
8.	Bo Bowman	50	200	57	2006
	Tony Lamothe	50	127	38	2005
10.	James Bennett	49	210	55	2005

Stolen Bases

Rk.	Player	SB	SBA	GP	Season
1.	Tommy Lewis	42	48	50	1997
2.	Scott Cadwallader	31	35	61	2000
3.	Corey Taylor	29	33	54	1998
	Corey Taylor	29	32	52	1997
5.	Scott Cadwallader	28	33	58	2001
	Shannon Cooley	28	29	58	1996
	Tommy Smith	28	30	58	1996
8.	Dalton Herrington	24	28	59	2014
	Les Aulds	24	34	62	2012
	Les Aulds	24	30	52	2011

Games Played

Rk.	Player	GP	Season
1.	Toby Childers	63	2000
	Jesse Hoorelbeke	63	2000
	Todd Self	63	2000
4.	Les Aulds	62	2012
	Caleb Clowers	62	2012
	Joey Rapp	62	2012
	Willie Core	62	2000
	Ted White	62	2000
9.	Judd Edwards	61	2012
	Scott Cadwallader	61	2000

SINGLE-SEASON PITCHING RECORDS

Winning Percentage

Rk.	Player	Win Pct.	W	L	Season
1.	Ben Sheets	.933	14	1	1999
2.	Tom Brown	.909	10	1	1968
3.	Kenny Holubec	.857	12	2	2000
4.	D.J. Loland	.846	11	2	1997
5.	Matt Green	.833	10	2	2005
6.	Aaron Dobbins	.800	8	2	2001
	Andy Weaver	.800	8	2	1996
	Mitch Thomas	.800	8	2	1984
	Robert Frazier	.800	8	2	1981
	Tom Brown	.800	8	2	1969

Wins

Rk.	Player	Wins	App	Season
1.	Ben Sheets	14	18	1999
2.	Kenny Holubec	12	22	2000
3.	D.J. Loland	11	17	1997
4.	Matt Green	10	17	2005
	Mike Thompson	10	17	1970
	Tom Brown	10	11	1968
7.	Andy Weaver	9	18	1995
	Tom Brown	9	21	1970
	Van Pardue	9	13	1970
10.	Tyler Bray	8	33	2014
	Wil Browning	8	31	2012
	Caleb McConnell	8	26	2003
	Aaron Dobbins	8	17	2001
	Brian Carter	8	15	1996
	Mitch Thomas	8	11	1984
	Robert Frazier	8	10	1981
	Mike Thompson	8	13	1972
	Tom Brown	8	10	1971
	Tom Brown	8	15	1969

Losses

Rk.	Player	Losses	App	Season
1.	Alan Broyles	9	22	1991
2.	Chase Beal	8	13	2018
	Chase Beal	8	14	2017
	James Jones	8	15	2010
	David Mixon	8	25	2006
	Danny Borne	8	19	2005
	Kevin Orga	8	19	1999
	Pat Holliday	8	11	1974
9.	Alex Dumaine	7	23	2014
	Randy Zeigler	7	18	2012
	Jordy Poche	7	14	2009
	Ben Sheets	7	19	1998
	Denny Blair	7	18	1994
	Mitch Thomas	7	11	1985
	Paul Holliday	7	12	1973
	Paul Fellers	7	11	1972

Saves

Rk.	Player	Saves	Season
1.	Anthony Herrera	10	2016
	Michael Durham	10	2000
3.	Bobby Carro	9	2001
4.	David Mixon	8	2007
5.	Keegan Curtis	7	2018
	Anthony Herrera	7	2017
	James Jones	7	2011
	Derek Ward	7	2008
	Allen Randle	7	1987
10.	Anthony Herrera	6	2015
	Wil Browning	6	2012
	James Stephens	6	2005
	Allen Randle	6	1988
	Mark Wisniewski	6	1983
	Mark Wisniewski	6	1982

Earned Run Average (Min. 40 Innings Pitched)

Rk.	Player	ERA	ER	IP	Season
1.	Tom Brown	0.51	4	40.1	1968
2.	Tom Brown	0.77	7	78.0	1971
3.	David Davis	1.22	9	56.1	1967
4.	David Davis	1.37	7	46.0	1966
5.	Kenny Roussel	1.63	12	81.0	1970
	Kenny Roussel	1.63	11	60.2	1969
7.	Van Pardue	1.72	18	94.0	1970
8.	Van Pardue	1.73	12	46.0	1971
9.	Ed Quimby	1.75	13	52.0	1963
10.	Kenny Roussel	1.80	7	43.1	1968

Shutouts

Rk.	Player	Sho	Season
1.	Denny Player	3	1995
	Joe Sharp	3	1979
	Gary Morrison	3	1979
	Kenneth Vial	3	1979
	Tom Brown	3	1971
	Van Pardue	3	1970
7.	15 tied	2	

Innings Pitched

Rk.	Player	IP	App	Season
1.	Kenny Holubec	138.2	22	2000
2.	Tom Brown	116.0	21	1970
3.	Ben Sheets	115.2	18	1999
4.	Kevin Orga	113.2	24	2000
5.	Randy Zeigler	112.1	18	2012
6.	Mike Wombacher	110.0	17	2000
7.	Andy Weaver	105.2	18	1995
8.	Matt Green	105.1	17	2005
9.	Kenny Holubec	104.2	15	1999
10.	Denny Blair	102.2	17	1995

Walks

Rk.	Player	BB	IP	App	Season
1.	Chris Rimmer	57	74.1	20	1991
	Mitch Thomas	57	62.2	12	1983
3.	Randy Zeigler	56	112.1	18	2012
4.	Kenny Holubec	50	138.2	22	2000
	Kenny Holubec	50	104.2	15	1999
	Richard Campbell	50	87.2	14	1994
7.	Mitch Thomas	48	62.1	11	1984
8.	Dean Robichaux	47	68.2	11	1977
9.	Chris Rimmer	44	75.0	16	1990
	Allen Randle	44	50.0	11	1986

Strikeouts

Rk.	Player	SO	IP	App	Season
1.	Kenny Holubec	162	138.2	22	2000
2.	Ben Sheets	158	115.2	18	1999
3.	Matt Green	141	105.1	16	2005
4.	Richard Campbell	116	87.2	14	1994
5.	Randy Zeigler	111	112.1	18	2012
	Kenny Holubec	111	104.2	15	1999
7.	Tom Brown	107	116.0	21	1970
8.	Kevin Orga	106	113.2	24	2000
	Mike Thompson	106	93.2	13	1972
10.	Mike Thompson	102	84.0	12	1971

Appearances

Rk.	Player	App	Season
1.	Michael Durham	36	2000
2.	Tyler Schwaner	34	2017
3.	Tyler Bray	33	2014
4.	Chase Cater	32	2017
5.	Wil Browning	31	2012
6.	Kendall Thamm	30	2012
7.	Miles Dunn	29	2018
8.	Derek Ward	28	2008
9.	Tyler Bray	27	2013
	Bobby Carro	27	2002
	Bobby Carro	27	2001

Relief Appearances

Rk.	Player	RA	Season
1.	Michael Durham	36	2000
2.	Tyler Schwaner	34	2017
3.	Chase Cater	32	2017
	Tyler Bray	32	2014
5.	Wil Browning	31	2012
6.	Miles Dunn	29	2018
	Kendall Thamm	29	2012
8.	Derek Ward	28	2008
9.	Bobby Carro	27	2001
10.	Tyler Bray	26	2013

Games Started

Rk.	Player	GS	App	Season
1.	Kenny Holubec	19	22	2000
2.	Randy Zeigler	18	18	2012
3.	Matt Green	16	17	2005
	Ryan Schwabe	16	17	2003
	Mike Wombacher	16	17	2000
	Denny Blair	16	17	1995
7.	Cale Wine	15	15	2013
	Cale Wine	15	17	2012
	Danny Borne	15	17	2005
	Justin Lensch	15	17	2003
	Ben Sheets	15	18	1999
	Ben Mann	15	15	1996
	Alan Broyles	15	22	1991

CAREER BATTING RECORDS

Batting Average (Min. 225 At-Bats)

Rk.	Player	Avg.	Hits	AB	Seasons
1.	Willie Core	.365	296	810	1998-01
2.	Todd Gray	.362	116	322	1993-94
3.	Andy Davis	.358	206	575	1988-92
4.	Ben Soignier	.354	296	837	2006-09
5.	Kyle Suire	.353	156	442	2007-08
6.	Marvin Brosset	.352	138	392	1964-68
7.	Jared Doty	.347	103	340	2002-03
8.	Larry Turner	.343	98	286	1969-70
9.	Bo Bowman	.339	118	348	2006-07
10.	Shawn Robinson	.338	82	243	1989-90

At-Bats

Rk.	Player	AB	GP	Seasons
1.	Ben Soignier	837	216	2006-09
2.	Judd Edwards	835	219	2010-13
3.	Willie Core	810	223	1998-01
4.	Jason Wolfe	727	197	1996-99
5.	Corey Taylor	704	210	1995-98
6.	Caleb Clowers	700	170	2010-12
7.	Ted White	690	190	1998-02
8.	Justin Stawychny	683	202	2012-15
9.	Matt Laird	677	190	2007-11
10.	Bryan Zander	661	189	1996-99

Runs Scored

Rk.	Player	Runs	GP	Seasons
1.	Corey Taylor	240	210	1995-98
2.	Ben Soignier	222	216	2006-09
3.	Jason Wolfe	180	197	1996-99
4.	Ted White	169	190	1998-02
5.	Willie Core	168	223	1998-01
6.	Tommy Lewis	161	174	1994-97
7.	Brian Zander	155	189	1996-99
8.	Andy Davis	137	171	1988-92
9.	Judd Edwards	134	219	2010-13
10.	Terry Matthews	131	182	1984-87

Hits

Rk.	Player	Hits	AB	GP	Seasons
1.	Ben Soignier	296	837	216	2006-09
2.	Willie Core	296	810	223	1998-01
3.	Judd Edwards	234	835	219	2010-13
4.	Jason Wolfe	231	727	197	1996-99
5.	Corey Taylor	229	704	210	1995-98
6.	Caleb Clowers	220	700	170	2010-12
7.	Bryan Zander	218	661	189	1996-99
8.	Ted White	217	690	190	1998-02
9.	Andy Davis	206	575	171	1988-92
10.	Ben Jones	202	616	163	2002-04

Doubles

Rk.	Player	Doubles	GP	Seasons
1.	Ben Soignier	63	216	2006-09
2.	Jason Wolfe	59	197	1996-99
3.	Willie Core	57	223	1998-01
4.	Ted White	55	190	1998-02
5.	Judd Edwards	55	219	2010-13
6.	Justin LaBorde	45	152	2002-06
7.	Justin Stawychny	43	202	2012-15
8.	Dexter Fontenot	40	172	2005-08
9.	Ben Jones	40	163	2002-04
10.	Cris Coffield	40	116	1995-96

Triples

Rk.	Player	Triples	GP	Seasons
1.	Corey Taylor	14	156	1995-98
2.	Andy Davis	12	171	1988-92
3.	Jeremy Sy	11	101	2011-12
4.	Bo Bowman	10	103	2006-07
5.	Terry Matthews	10	182	1984-87
6.	Gary Roberts	10	161	1976-78,80
7.	Jaime Estrada	9	118	2001-02
8.	Justin Stawychny	8	202	2012-15
9.	James Bennett	8	109	2005-06
10.	Joe Sims	7	88	1985-86
11.	Frank Tornabene	7	176	1981-84

Home Runs

Rk.	Player	HR	GP	Seasons
1.	Corey Taylor	51	210	1995-98
2.	Terry Matthews	41	181	1984-87
3.	Ben Soignier	39	216	2006-09
4.	Frank Scelfo	36	180	1978-81
5.	Nick Wade	31	178	2007-10
6.	Jason Wolfe	31	197	1996-99
7.	Kyle Suire	26	111	2007-08
8.	Ben Jones	26	163	2002-04
9.	Willie Core	24	223	1998-01
10.	Joe Sims	24	88	1985-86

Runs Batted In

Rk.	Player	RBI	GP	Seasons
1.	Willie Core	197	223	1998-01
2.	Corey Taylor	188	210	1995-98
3.	Ben Soignier	180	216	2006-09
4.	Terry Matthews	168	182	1984-87
5.	Bryan Zander	147	189	1996-99
6.	Ben Jones	141	163	2002-04
7.	Jason Wolfe	136	197	1996-99
8.	Dexter Fontenot	134	172	2005-08
9.	Michael Harvey	130	182	1995-98
10.	Nick Wade	128	178	2007-10

Total Bases

Rk.	Player	TB	GP	Seasons
1.	Ben Soignier	478	216	2006-09
2.	Corey Taylor	449	210	1995-98
3.	Willie Core	429	223	1998-01
4.	Jason Wolfe	393	197	1996-99
5.	Terry Matthews	366	182	1984-87
6.	Ted White	342	190	1998-02
7.	Ben Jones	324	163	2002-04
8.	Judd Edwards	316	219	2010-13
9.	Nick Wade	316	178	2007-10
10.	Bryan Zander	307	210	1996-99

Walks

Rk.	Player	Walks	GP	Seasons
1.	Corey Taylor	172	210	1995-98
2.	Andy Davis	147	171	1988-92
3.	Ben Soignier	128	216	2006-09
4.	Tommy Lewis	124	174	1994-97
5.	Terry Matthews	114	182	1984-87
6.	Willie Core	113	223	1998-01
7.	Bryan Zander	107	189	1996-99
8.	Frank Scelfo	91	180	1978-81
9.	Todd Arcement	91	119	1987-89
10.	Frank Tornabene	89	176	1981-84

Strikeouts

Rk.	Player	SO	GP	Seasons
1.	Matt Laird	185	190	2007-11
2.	Justin Stawychny	171	202	2012-15
3.	Corey Taylor	160	210	1995-98
4.	Willie Core	152	223	1998-01
5.	Spencer Hemphill	149	189	2015-18
6.	Josh Morrison	148	174	2004-07
7.	Taylor Abdalla	130	154	2010-13
8.	Jason Wolfe	124	197	1996-99
9.	Terry Mathews	124	182	1984-87
10.	Judd Edwards	120	219	2010-13

Stolen Bases

Rk.	Player	SB	GP	Seasons
1.	Tommy Lewis	96	174	1994-97
2.	Corey Taylor	94	210	1995-98
3.	Scott Cadwallader	59	119	2000-01
4.	Les Aulds	48	216	2011-12
5.	Ben Soignier	48	114	2006-09
6.	Glenn Jackson	45	98	2004-05
7.	Andy Davis	44	171	1988-92
8.	Shannon Cooley	43	115	1995-96
9.	Tommy Smith	43	113	1995-96
10.	Steve McDowell	42	122	1969-72

Games Played

Rk.	Player	GP	Seasons
1.	Willie Core	223	1998-01
2.	Judd Edwards	219	2010-13
3.	Ben Soignier	216	2006-09
4.	Corey Taylor	210	1995-98
5.	Justin Stawychny	202	2012-15
6.	Jason Wolfe	197	1996-99
7.	Matt Laird	190	2007-11
8.	Ted White	190	1998-02
9.	Spencer Hemphill	189	2015-18
10.	Bryan Zander	189	1996-99

CAREER PITCHING RECORDS

Winning Percentage

Rk.	Player	Win Pct.	W	L	Seasons
1.	D.J. Loland	.850	17	3	1996-98
2.	Kenny Holubec	.821	23	5	1997-99
3.	Tom Brown	.729	35	13	1968-71
4.	Mike Thompson	.721	31	12	1969-72
5.	Wil Browning	.684	13	6	2010-12
	Ben Sheets	.684	26	12	1997-99
	Mark Wisniewski	.684	13	6	1982-85
8.	Andy Weaver	.680	17	8	1995-96
9.	David Davis	.667	20	10	1965-68
10.	Matt Green	.640	16	9	2003-05

Wins

Rk.	Player	Wins	App	Season
1.	Tom Brown	35	60	1968-71
2.	Mike Thompson	31	49	1969-72
3.	Ben Sheets	26	57	1997-99
4.	Kenny Holubec	23	50	1997-99
	Kenny Roussel	23	40	1968-71
6.	Joe Sharp	21	40	1978-81
	Van Pardue	21	40	1968-71
8.	David Davis	20	44	1965-68
9.	D.J. Loland	17	42	1996-99
	Brian Carter	17	45	1995-97
	Andy Weaver	17	38	1995-98

Losses

Rk.	Player	Losses	App	Seasons
1.	Chase Beal	16	27	2017-18
	Joe Sharp	16	40	1978-81
	Randy Reynolds	16	38	1975-78
	Larry Reece	16	38	1974-77
5.	Alex Hermeling	15	42	2012-15
	Paul Holliday	15	23	1973-74
7.	Dean Robichaux	14	28	1977-79
8.	Shelby Aulds	13	60	2011-13
	Jordy Poche	13	42	2008-11
	Mitch Thomas	13	34	1983-85
	Tom Brown	13	60	1968-71
	Kenny Roussel	13	60	1968-71

Saves

Rk.	Player	Saves	Seasons
1.	Mark Wisniewski	20	1982-85
2.	Bobby Carro	14	2001-02
3.	Allen Randle	13	1986-88
4.	David Mixon	12	2006-07
	Michael Durham	12	1999-03
6.	Wil Browning	11	2010-12
7.	Keegan Curtis	10	2015-18
8.	Derek Ward	9	2008-10
8.	Jim Miller	8	2003-04
	Ben Sheets	8	1997-99

Earned Run Average (Min. 40 Innings Pitched)

Rk.	Player	ERA	ER	IP	Seasons
1.	Tom Brown	1.43	45	345.1	1968-71
2.	Mike Thompson	1.81	63	312.1	1969-72
3.	Van Pardue	1.89	48	228.2	1968-71
4.	Kenny Roussel	1.94	47	218.0	1968-71
5.	David Davis	1.99	47	212.2	1965-68
6.	Matt Dornier	3.23	46	128.0	1982-85
7.	Mike Tinnerello	3.24	36	100.0	1963-66
8.	Mark Wisniewski	3.51	48	123.0	1982-85
9.	Larry Reece	3.53	82	209.0	1974-77
10.	Paul Holliday	3.59	47	117.2	1973-74

Shutouts

Rk.	Player	Sho	Seasons
1.	Tom Brown	8	1968-71
	Van Pardue	8	1968-71
3.	Mike Thompson	7	1969-72
4.	David Davis	6	1965-68
5.	Joe Sharp	5	1978-71
	Randy Reynolds	5	1975-78
	Larry Reece	5	1974-77
8.	Gary Morrison	4	1979-80
	Kenneth Vial	4	1978-80
	Kenny Roussel	4	1968-71

Innings Pitched

Rk.	Player	IP	App	Seasons
1.	Tom Brown	345.1	60	1968-71
2.	Mike Thompson	312.1	49	1969-72
3.	Kenny Holubec	282.2	50	1998-00
4.	Corey Artieta	281.2	76	1996-99
5.	Brian Carter	254.1	45	1995-97
6.	Bret Resweber	241.2	64	1989-92
7.	Ben Sheets	239.0	57	1997-99
8.	Van Pardue	228.2	40	1968-71
9.	James Stephens	222.2	79	2004-07
10.	Jared Jennings	222.0	83	2005-08

Walks

Rk.	Player	BB	App	Seasons
1.	Mitch Thomas	144	34	1983-85
2.	Larry Reece	132	38	1974-77
3.	Kenny Holubec	119	50	1998-00
4.	Darren Rak	105	43	1985-88
5.	Brian Carter	104	45	1995-97
6.	Chris Rimmer	102	36	1990-91
7.	Randy Reynolds	100	38	1975-78
8.	Terry Mathews	95	38	1984-87
9.	Mike Thompson	94	49	1969-72
10.	Alex Hermeling	93	42	2012-15
	Darren Wheeler	93	33	1984-87

Strikeouts

Rk.	Player	SO	App	Seasons
1.	Kenny Holubec	321	50	1998-00
2.	Tom Brown	319	60	1968-71
3.	Mike Thompson	317	49	1969-72
4.	Ben Sheets	283	57	1997-99
5.	Matt Green	257	76	2003-05
6.	Corey Artieta	242	76	1996-99
7.	Kenny Roussel	220	40	1968-71
8.	Van Pardue	208	40	1968-71
9.	Brian Carter	204	45	1995-97
10.	David Davis	195	44	1965-69

Appearances

Rk.	Player	App	Seasons
1.	Jared Jennings	83	2005-08
	Caleb McConnell	83	2000-03
3.	Michael Durham	81	1999-03
4.	James Stephens	79	2004-07
5.	Josh Leone	78	2014-17
6.	Jeff Parker	77	1989-92
7.	Anthony Herrera	76	2014-17
	Corey Artieta	76	1996-99
9.	Keegan Curtis	72	2015-18
10.	Mark Wisniewski	67	1982-85

Relief Appearances

Rk.	Player	RA	Seasons
1.	Michael Durham	79	1999-03
2.	Anthony Herrera	76	2014-17
3.	Jeff Parker	73	1989-92
4.	Mark Wisniewski	66	1982-85
5.	Jared Jennings	65	2005-08
6.	Josh Leone	58	2014-17
	Tyler Bray	58	2013-14
	Wil Browning	58	2010-12
	D.J. Fortenberry	58	2005-08
9.	James Stephens	55	2004-07
	Caleb McConnell	55	2001-03

Games Started

Rk.	Player	GS	App	Seasons
1.	Kenny Holubec	39	50	1998-00
2.	Corey Artieta	38	76	1996-99
	Brian Carter	38	45	1995-97
4.	Alex Hermeling	37	42	2012-15
5.	Tom Brown	36	60	1968-71
6.	Larry Reece	34	38	1974-77
	Mike Thompson	34	49	1969-72
8.	Mitch Thomas	33	34	1983-85
	Van Pardue	33	40	1968-71
	Kenny Roussel	33	40	1968-71

ULM BASEBALL SUPERLATIVES

Games Played

Season: 63, Toby Childers (2000)
63, Jesse Hoorelbeke (2000)
Career: 223, Willie Core (1998-01)

At-Bats

Game: 8, Jack Skaggs vs. McNeese St. (2003)
Season: 263, Caleb Clowers (2012)
Career: 837, Ben Soignier (2006-09)

Runs Scored

Game: 5, Several Times
last by Dalton Herrington vs. Texas St. (2014)
Season: 83, Ben Soignier (2008)
Career: 240, Corey Taylor (1995-98)

Hits

Game: 6, Stanley Wiltz vs. Delta State (1992)
Season: 93, Ben Soignier (2008)
Career: 296, Ben Soignier (2006-09)
296, Willie Core (1998-01)

Doubles

Game: 4, Kodie Tidwell at App State (2015)
Season: 26, Ted White (2000)
Career: 63, Ben Soignier (2006-09)

Triples

Game: 2, A.J. Siggers at South Alabama (2008)
2, Travis Drader vs. La. College (2006)
2, James Bennett vs. Centenary (2005)
2, Bryan Zander vs. McNeese St. (1997)
Season: 8, Andy Davis (1992)
Career: 14, Corey Taylor (1995-98)

Home Runs

Inning: 2, Michael Harvey vs. McNeese St. (1996)
Game: 3, Wade Walker vs. UALR (1992)
3, Harold Henry vs. Northwestern St. (1991)
Season: 19, Corey Taylor (1998)
Career: 51, Corey Taylor (1995-98)

Batting Average

Season: .424, David Klick (1980)
Career: .365, Willie Core (1998-01)

RBI

Game: 9, Joe Sims vs. Miss. College (1986)
Season: 71, Ben Soignier (2006-09)
Career: 197, Corey Taylor (1995-98)

Total Bases

Game: 13, Wade Walker vs. UALR (1992)
Season: 166, Ben Soignier (2008)
Career: 478, Ben Soignier (2006-09)

Slugging Percentage

Season: .790, Joe Sims (1986)
Career: .668, Joe Sims (1985-86)

Hitting Streak

Season: 31, Willie Core (2001)

Strikeouts

Season: 78, Logan Fiasco (2012)
Career: 185, Matt Laird (2007-11)

Walks

Game: 5, Jerold Schmeer vs. New Orleans (1986)
Season: 57, Terry Mathews (1987)
Career: 172, Corey Taylor (1995-98)

Stolen Bases

Game: 5, Tommy Lewis vs. La. College (1994)
Season: 42, Tommy Lewis (1997)
Career: 96, Tommy Lewis (1994-1997)

Hit by Pitch

Season: 23, Rowdy Nutt (1991)

Sacrifice Hits

Season: 15, Jay Nelson (1991)
Career: 27, Brian LeBlanc (1981-84)

Sacrifice Flies

Season: 8, Dexter Fontenot (2008)
Career: 13, Dexter Fontenot (2005-08)

Putouts

Game: 19, Mike Thompson vs. La. Tech (1994)
Season: 538, Matt Collins (2009)
Career: 1,397, Ben Jones (2002-2004)

Assists

Game: 10, Boomer Walker vs. Delta St. (1993)
Season: 211, Boomer Blanchard (2009)
Career: 568, Ben Soignier (2006-09)

Errors

Season: 28, Jason Wolfe (1997)
Career: 71, Ben Soignier (2006-09)

Total Chances

Season: 581, Matt Collins (2009)
Career: 1,498, Ben Jones (1990-92)

Appearances

Season: 36, Michael Durham (2000)
83, Jared Jennings (2005-08)
Career: 83, Caleb McConnell (2000-03)

Relief Appearances

Season: 36, Michael Durham (2000)
Career: 79, Michael Durham (1999-03)

Games Started

Season: 19, Kenny Holubec (2000)
Career: 39, Kenny Holubec (1998-00)

Wins

Season: 14, Ben Sheets (1999)
Career: 35, Tom Brown (1968-71)

ERA

Season: 0.51, Tom Brown (1968)
Career: 1.43, Tom Brown (1968-71)

Saves

Season: 10, Anthony Herrera (2016)
10, Michael Durham (2000)
Career: 23, Anthony Herrera (2014-17)

Complete Games

Season: 12, Tom Brown (1970)
Career: 29, Tom Brown (1968-71)

Shutouts

Season: 3, by several
8, Tom Brown (1968-71)
8, Van Pardue (1968-71)

Innings Pitched

Game: 17.0, Tom Brown vs. SHSU (1969)
Season: 138.2, Kenny Holubec (2000)
Career: 345.1, Tom Brown (1968-71)

Strikeouts

Game: 20, Ben Sheets vs. Louisiana Tech (1999)
Season: 162, Kenny Holubec (2000)
Career: 321, Kenny Holubec (1998-00)

Walks

Season: 57, Chris Rimmer (1991)
57, Mitch Thomas (1983)
Career: 144, Mitch Thomas (1983-85)

Home Runs Allowed

Season: 18, Kenny Holubec (2000)
Career: 42, Kenny Holubec (1998-00)

No-Hitters

Season: 2, Van Pardue (1969)
Career: 2, Van Pardue (1968-71)

OFFENSIVE TEAM RECORDS

Game
Innings: 17, vs. Sam Houston State, 1969
Runs: 28, vs. Mississippi College, 1986
Hits: 32, vs. Mississippi College, 1986
Doubles: 8, at App State, 3/22/2015
8, vs. Centenary, 1998
Triples: 3, vs. Mississippi Valley State, 3/14/2015
3, vs. Louisiana College, 4/25/2006
3, vs. New Orleans, 2/11/2005
3, vs. Memphis, 1974
Home Runs: 7, vs. Middle Tennessee, 2008
7, vs. Centenary, 1985
Stolen Bases: 10, vs. Louisiana College, 1994
10, vs. East Texas, 1990
Walks: 20, vs. Louisiana College, 1986
Strikeouts: 19, vs. FIU, 3/31/2012
19, vs. Grand Canyon, 1971
Runs in an inning: 12, vs. SE Louisiana, 5/20/2005
12, vs. Mississippi College, 1986

Season

Games: 63, 2000
Average: .329, 2008
ERA: 1.99, 1971
Fielding: .971, 2012
Runs: 504, 2000
Hits: 697, 2008
Home Runs: 93, 2008
Hit By Pitch: 90, 2010
Shutouts: 11, 1979
Strikeouts: 502, 2000
Walks: 248, 1978
Most Victories: 41, 1996, 2000
Fewest Victories (min. 30 games): 6, 1974
Most Defeats: 43, 2017
Fewest Defeats: 11, 1969
Consecutive Wins: 10, 1996
Consecutive Defeats: 15, 2006
Best Win Pct.: 25-11 (.694), 1969

ULM NO-HITTERS

Five Innings

Joe Jordan vs. McNeese State -- 1954 (won 8-5)

Seven Innings

Denny Bair vs. Northwestern State
March 5, 1995 (won 2-0)
Johnny Dickerson vs. Texas A&M
Feb. 27, 1982 (lost 1-0)
Randy Reynolds vs. Louisiana Tech
April 4, 1977 (won 4-0)
Kenny Roussel vs. Southeastern Louisiana
1970 (won 2-1)
Van Pardue vs. Southeastern Louisiana
1969 (won 7-0)
Van Pardue vs. Louisiana Tech
1969 (won 8-0)
Steve Karnes vs. Mississippi College
1967 (won 8-0)
Bob Rachal vs. Louisiana-Lafayette
1961 (won 6-1)

Nine Innings

Rickey Rockett vs. Southwest Texas
April 6, 1973 (won 11-0)

Combined

Ben Sheets, Lance Caraccioli
vs. Louisiana College, 2-12-98 (W, 23-0)
Andy Weaver, Jim Abbott
vs. Prairie View, 2-12-95 (W, 11-0)
Russ Brown, Randy Reynolds
vs. McNeese, 3-19-77 (W, 6-2)
Dickie Keith, Tom Brown
vs. Belhaven, 1969 (W, 5-1)
Ricky Gimmatt, Roy Holloway 1967

NCAA TOURNAMENT APPEARANCES

2012 NCAA Regional (1-2)

June 1, 2012 at Baton Rouge, La.

ULM 0 0 1 0 0 0 0 0 - 1 4 2 (31-29)
 LSU 0 0 1 0 0 0 3 0 X - 4 6 0 (44-16)
 WP: Aaron Nola (7-4)
 SV: Chris Cotton (1)
 LP: Randy Zeigler (5-7)
 T-2:23 A-10989

June 2, 2012 at Baton Rouge, La.

Belmont 0 0 0 0 3 0 0 0 - 3 6 1 (39-24)
 ULM 0 0 1 2 0 0 0 3 X - 6 10 0 (32-29)
 WP: Kendall Thamm (7-3)
 LP: Scott Moses (2-3)
 T-2:30 A-10373

June 3, 2012 at Baton Rouge, La.

ULM 0 0 1 0 0 0 0 0 1 - 2 8 3 (32-30)
 Oregon St. 0 4 0 3 2 0 2 0 X - 11 13 3 (40-19)
 WP: Ben Wetzler (8-2)
 LP: Shelby Aulds (3-3)
 T-3:09 A-10369

2000 NCAA Regional (2-2)

May 26, 2000 at Baton Rouge, La.

ULM 2 0 2 0 1 2 0 0 1 - 8 13 2 (40-20)
 New Orleans 0 0 2 0 0 1 0 0 0 - 3 5 1 (37-24)
 WP: Kenny Holubec (12-2)
 LP: Scott Tranchina (7-3)
 A-2774
 HR - ULM - Ted White

May 27, 2000 at Baton Rouge, La.

LSU 2 0 14 4 1 0 0 0 0 - 21 19 1 (45-17)
 ULM 0 0 0 0 0 0 0 0 0 - 0 7 0 (40-21)
 WP: Brian Tallet (13-3)
 SV: Billy Brian (2)
 LP: Mike Wombacher (7-4)
 T-2:56 A-7461
 HR - LSU - Brad Cresse (3)

May 27, 2000 at Baton Rouge, La.

ULM 0 1 0 0 2 3 0 2 2 - 10 16 1 (41-21)
 New Orleans 1 0 0 0 3 0 0 0 0 - 4 7 1 (38-25)
 WP: Kevin Orga (10-5)
 LP: Roy Shanks (4-5)
 T-2:43 A-1736
 HR - ULM - White, Ted; Jesse Horrelbeke
 HR - UNO - Sammy Cooper

May 28, 2000 at Baton Rouge, La.

LSU 0 0 0 0 0 3 1 0 1 - 5 9 1 (48-17)
 ULM 0 0 0 0 0 3 0 0 0 - 3 9 1 (41-22)
 WP: Shane Youman (3-0)
 SV: Weylin Guidry (6)
 LP: Michael Durham (7-3)
 T-2:48 A-7396
 HR - LSU - Brad Hawpe (2)

1999 NCAA Regional (0-2)

May 28, 1999 at Baton Rouge, La.

ULM 2 1 0 0 0 0 0 0 1 - 4 4 2 (36-21)
 LSU 0 0 3 0 1 5 2 0 X - 11 12 1 (38-21-1)
 WP: Kurt Ainsworth (12-5)
 LP: Ben Sheets (14-1)
 T-2:59 A-7513
 HR - ULM - Jason Shelly
 HR - LSU - Blair Barbier; Trey McClure; Jeremy Witten

May 29, 1999 at Baton Rouge, La.

Southern 1 0 0 1 0 1 0 2 2 1 - 8 15 4 (29-15)
 ULM 2 0 0 1 4 0 0 0 0 0 - 7 10 1 (36-22)
 WP: Trammel Moore (4-3)
 LP: Kevin Orga (6-8)
 T-3:20 A-6166
 HR - ULM - Jason Shelly

1995 NCAA Regional (0-2)

May 25, 1995 at Baton Rouge, La.

ULM 0 1 2 1 0 0 2 0 0 - 6 8 1 (37-19)
 CS-Fullerton 2 0 4 0 0 0 0 0 1 - 7 17 1 (50-9)
 WP: Ted Silva (15-1)
 LP: Kelly Jones (3-2)
 T-2:46 A-2457
 HR - ULM - Andy Russell

May 26, 1995 at Baton Rouge, La.

Cent. Mich. 7 0 0 1 0 2 0 2 2 - 14 25 2 (41-15)
 ULM 2 0 3 0 1 1 1 3 0 - 11 17 1 (37-20)
 WP: John Pikur (5-5)
 SV: Troy Novak (1)
 LP: Brian Carter (7-3)
 T-3:51 A-1449
 HR - CMU - Tobias Kominek
 HR - ULM - Cris Coffield (2)

1983 NCAA Regional (0-2)

May 13, 1983 at Austin, Texas

ULM 0 0 0 0 0 0 0 0 0 - 0 5 5 (32-20)
 Texas 2 0 0 0 0 4 7 2 X - 15 18 2
 WP: Roger Clemens (11-5)
 LP: Mitch Thomas (5-4)
 HR - Texas - Loy

May 14, 1983 at Austin, Texas

UTPA 0 0 0 0 5 0 0 0 4 - 9 11 1
 ULM 0 0 0 1 0 2 0 3 2 - 8 11 2 (32-21)
 WP: Loreth (11-2)
 LP: Steve Kirby (4-6)
 HR - UTPA - Barbosa; Chavez; Beason



University of
LOUISIANA
Monroe



#TAKEFLIGHT

ULM IN THE HISTORY BOOKS



**Brown Hall
circa 1938**

The University of Louisiana at Monroe has followed a course of vigorous growth in its transition from a junior college to an institution offering a comprehensive range of undergraduate and graduate degree programs.

In September 1931, the University opened for its first session in Brown Hall as Ouachita Parish Junior College, which was operated as part of the Ouachita Parish School System. In 1934, Louisiana State University received authority from the State Legislature to operate the facilities of the University as Northeast Center of Louisiana State University.

The name of the institution was changed to Northeast Junior College of Louisiana State University in 1939. The following year, the State Legislature authorized the transfer of all lands connected with Northeast Junior College to Louisiana State University.

The 1950 Legislature approved the expansion of Northeast Junior College to a senior college granting academic degrees. The name of the institution was changed to Northeast Louisiana State College, and its control was transferred from the Louisiana State University Board of Supervisors to the State Board of Education. The School of Pharmacy was established in 1956.

The 1969-70 academic year was a milestone for ULM; in addition to awarding the first doctoral degrees, the name was changed to Northeast Louisiana University by the 1970 Legislature. The constitution, adopted by the people of Louisiana in 1974, provided that the administration of state colleges and universities be changed from the Louisiana State Board of Education to the Board of Trustees for State Colleges and Universities effective May, 1975.

This Board's name was again changed on June 8, 1995 to the University of Louisiana Board of Trustees and in 1998 to the University of Louisiana System Board of Supervisors.

The Graduate School was established in 1961 to offer master's degrees. In the Fall of 1967 the Education Specialist degree was first offered and in 1983 the Specialist in School Psychology degree was added. The Graduate School established the Doctor of Philosophy degree in Pharmacy December of 1967.

In 1993 the Office of Research and Projects and the Graduate School were merged forming the Office of Graduate Studies and Research. This reorganization was implemented to more effectively support scholarly activities of faculty and students.

In 1994, Northeast Louisiana University, in cooperation with Louisiana Tech University and Grambling State University, formed the Louisiana Education Consortium, a uniquely and timely effort to offer the Doctor of Education degree at each campus.

In the Fall of 1996, the Doctor of Philosophy in Marriage and Family Therapy admitted the first class of students.

On August 27, 1999, the university officially changed its name to The University of Louisiana at Monroe, and on June 26, 2006, ULM officially changed its athletic mascot from "Indians" to "Warhawks."



Your investment in ULM reflects your commitment to our community, made more vibrant and strong through quality faculty, staff, and students - our future leaders.

SUCCESS

STUDENTS SUCCEED (\$10.7M IN ENDOWMENTS)

ULM continues to attract the top students in the South because of its ability to guarantee vibrant and diverse educational opportunities through the generosity of alumni and friends. Private scholarships provide for funding packages that appeal to incoming freshmen, students returning to complete their degrees, and transfer students that possess characteristics proven to yield successful students and graduates. These scholarships grant students the opportunity to pursue their passions without worry over the financial cost.

OPPORTUNITIES

OPPORTUNITIES/EDUCATE (\$24.2M IN ENDOWMENTS)

A dedication to innovative academic opportunities defines the University of Louisiana at Monroe's commitment to the academic excellence of both faculty and students. Investing in ULM faculty initiatives strengthens and renews the core of the university, and continuous improvements in technology equip faculty and students alike with the most modern educational tools. Investing in research, professional development, and technology expansion helps ULM continue to attract and retain the finest teachers and researchers in the nation.

ACHIEVE

ATHLETICS/ACHIEVE (\$10M IN ENDOWMENTS)

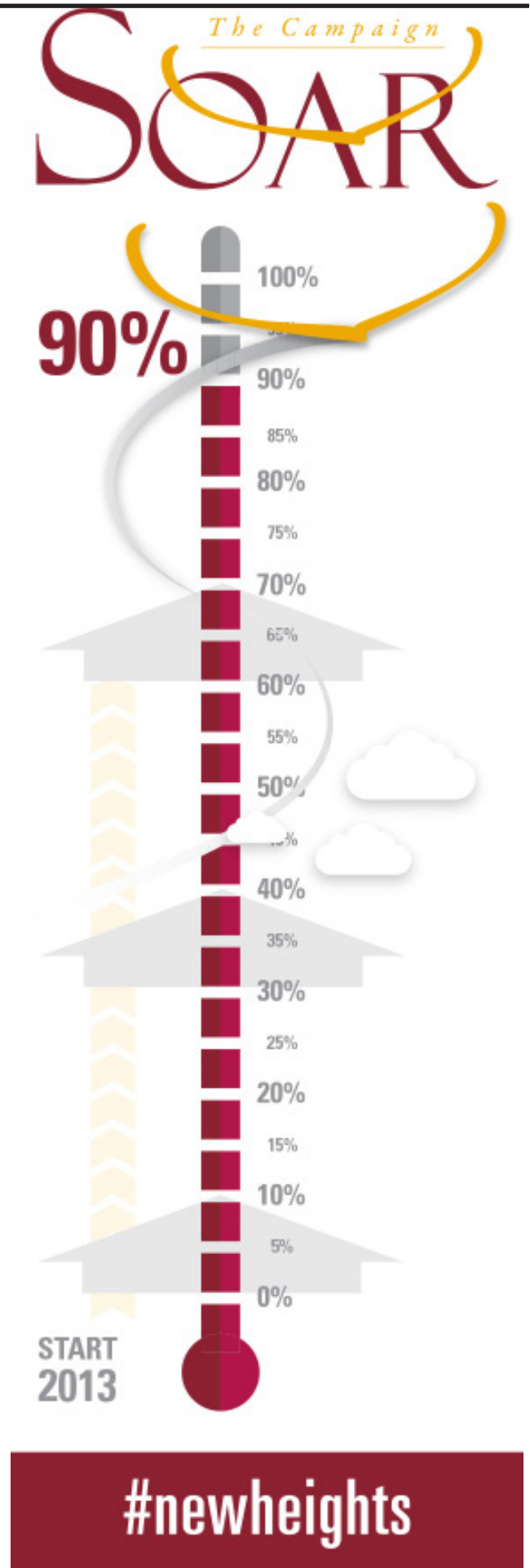
The University of Louisiana at Monroe has a great opportunity to bolster its athletic programs through private support. In the Sun Belt Conference, the Warhawks compete against athletic programs with greater resources. An increase in private support for athletics will enable ULM to continue to raise the level of competition in the top division of college athletics and will help ensure the ability to compete for future Sun Belt Championships.

RENOVATION

RENOVATIONS/BUILD (\$10.5M)

To honor the university's long-term commitment to providing a quality living-learning environment, a priority of the campaign is to raise funds for construction of new facilities and the renovation of existing facilities that are not eligible for state funding. A commitment to quality facilities will attract highly talented students, faculty, student-athletes, and staff to ULM.

TAKING THE UNIVERSITY OF LOUISIANA AT MONROE TO NEW HEIGHTS





THE RISE OF THE WARHAWKS

Moving into the Sun Belt Conference in the 2006-07 season, ULM's athletic department completed a transformation of sorts. Unique to the program, ULM's Warhawk moniker is the only one at the highest level of NCAA competition and one of only two Warhawks at any collegiate level in the entire nation.

ULM's Warhawks provide fans with multiple points of pride to rally behind. The mascot holds local historical connection to the P-40 'Warhawk' airplane flown by northeast Louisiana's General Claire Chennault and the Flying Tigers of WWII. The Warhawk is also symbolic of the red-shouldered hawk, a local predatory bird commonly found nesting along Bayou DeSiard and soaring above ULM's athletic facilities year round.



On August 30, 2006, ULM mascot 'ACE THE WARHAWK' landed. Wearing bomber jacket, flight helmet and goggles, Ace has provided a perfect representation of the dual meaning of ULM's mascot. Less than two months later, WARHAWK I, a live red-shouldered hawk permanently housed at the Louisiana Purchase Gardens and Zoo in Monroe, La., was added to the ULM family of mascots. Warhawk II now resides at the zoo.

Since their arrival, ACE and Warhawk II have become vital parts of the ULM community. Including appearances at home athletic events and other activities around campus, the duo rally fans to help the Warhawks achieve victory. The pair also make appearances across the Monroe and West Monroe community, providing educational opportunities for ULM's youngest fans.

The Ace's Kids Club is a special membership group for Warhawk fans age 12 and younger. One-year memberships are available and members receive season tickets to all home Warhawk athletic events, an Ace's Kids Club t-shirt, membership card and invitations to exclusive events.




The rafters at Fant-Ewing Coliseum are full and the trophy cases across campus are overflowing with the fruits of ULM's athletic successes. Beginning with a men's cross country and track and field conference championship in 1958-59, the Warhawks have a storied run at the top of the standings in each sport over the athletic program's history.


From national championships to basketball Final Fours and collegiate baseball World Series appearances, fans at ULM have become accustomed to watching their teams compete - and win - at the highest level. The Warhawks have advanced to the national semifinals of major tournaments in six different sports and ULM has claimed more than 90 conference championships.

The ULM men's squads have claimed all-sports titles 14 times, including four in the Gulf States Conference (1963, '64, '65, '69), the Atlantic Sun (1980, '81, '82), and the Southland Conference (1984, '88, '90, '91, '92, '93, '94). The ULM women have grabbed all-sports titles six times in the Southland Conference (1984, '85, '87, '88, '90, '94). During the 1984 SLC season, ULM became the first program in conference history to win all sports titles on both the men's and women's side. The Warhawks would accomplish the feat three more times.

After conquering the Southland Conference, ULM made the move to the Sun Belt Conference and has continued its winning ways. Before the Warhawks had even become full members of their new league, the team had won a football conference championship in 2005. One year later, ULM won a divisional title in men's basketball and followed that up one season later with a 2008 regular season championship in baseball. Baseball again won a conference title, this time a tournament crown in 2012, and the club reached the postseason (NCAA Baton Rouge Regional).



All-American Eun Jung Lee-Smith, now associate head coach for the women's basketball team, led her squad to the 1985 Final Four



The 1987 football team celebrated a Division I-AA National Championship in Pocatello, Idaho



ALL-TIME CHAMPIONSHIP TEAMS

MEN

Sun Belt Conference Football (2001-present)
2005: Football

Sun Belt Conference All Sports (2006-present)

2008: Baseball (season)
2006-07: Basketball (division)
2012: Baseball (tournament)

Southland Conference (1982-2006)

2003-04: Men's Golf
2001-02: Baseball (season)
1999-00: Baseball (season)
1998-99: Baseball (season)
1996-97: Basketball, Tennis
1995-96: Baseball (season), Basketball (both), Tennis
1994-95: Baseball (tour.), Tennis (tour.)
1993-94: Basketball, Tennis
1992-93: Football, Basketball (both), Tennis
1991-92: Basketball (tournament), Tennis
1990-91: Football, Basketball (both)
1989-90: Basketball (both), Tennis
1988-89: Tennis
1987-88: Football (National Champion), Tennis, Indoor Track, Outdoor Track
1986-87: Tennis, Indoor Track, Outdoor Track
1985-86: Basketball (both), Indoor Track
1984-85: Tennis
1983-84: Tennis
1982-83: Football, Baseball

Atlantic Sun Conference (1978-82)

1981-82: Baseball, Basketball (tour.), Tennis
1980-81: Tennis
1979-80: Basketball, Tennis
1978-79: Basketball

Gulf States Conference (1953-71)

1969-70: Baseball (national runner-up), Outdoor Track
1968-69: Baseball, Outdoor Track
1967-68: Baseball, Golf
1965-66: Baseball
1964-65: Basketball, Cross Country, Tennis
1963-64: Baseball, Cross Country, Tennis, Outdoor Track
1962-63: Tennis, Outdoor Track
1961-62: Basketball, Cross Country, Outdoor Track
1960-61: Cross Country
1959-60: Outdoor Track
1958-59: Cross Country, Outdoor Track

WOMEN

Sun Belt Conference All Sports
2017: Tennis

Southland Conference (1982-2006)

2004-05: Basketball (season)
2002-03: Tennis (tour.)
1996-97: Tennis, Softball (season)
1995-96: Tennis
1994-95: Tennis
1992-93: Tennis
1991-92: Tennis
1990-91: Tennis
1988-89: Indoor Track, Outdoor Track
1987-88: Outdoor Track
1986-87: Cross Country, Basketball, Indoor Track, Outdoor Track
1985-86: Cross Country, Softball (tour.), Outdoor Track
1984-85: Basketball (NCAA Final Four, Midwest Regional Champion), Softball (tour.)
1983-84: Basketball, Tennis
1982-83: Basketball

NOTABLE FORMER ULM STUDENTS

HOPE ANDERSON Miss Louisiana 2011

ROBERT BARHAM Secretary of Louisiana Wildlife and Fisheries

QUINN BECKER U.S. Army Surgeon General (retired)

JOHN C. BLITCH Director Project Management, Walt Disney Imagineering

TIM BRANDO Fox Sports Network Personality, Former Nationally Syndicated Radio Host

GEORGE M. CAMPBELL President Regions Bank of Louisiana

EARL CASEY CNN

GEORGE W. COLE President & CEO, Atlanta, Inc.

KELSI CRAIN Miss Louisiana 2010

JOHN DANA CUNY President & CEO, Acordia Benefits of Florida

KRISTY CURRY Head coach Alabama women's basketball

COL. WILLIAM G. DAVIES Secretary of Defense Health Affairs

LADD ELLIS, JR. Director of the Kansas City Service Center, IRS

CHUCK FINLEY Former MLB All-Star

BREAUX GREER Four-time Olympian, U.S. Record Holder (Javelin)

BRUCE HANKS Former Director of Athletics, ULM, Former CEO CenturyLink

ERNEST HILL Author

FRANK HOFFMANN Louisiana District 15 Representative

LINDA HOLYFIELD CEO, P&S Surgery Center

STAN HUMPHRIES Retired NFL QB, Asst. Coach ULM women's basketball

RONNIE JOHNS Former District 33 Representative

SUNIL KUMAR President & CEO International Specialty Products, Inc.

TERRY MATHEWS Former MLB pitcher

JAMIE MAYO Mayor City of Monroe

CHARLES MCDONALD Former District 14 Representative

TIM MCGRAW Grammy Award Winner Country Music Singer/Songwriter

MARK MITCHELL Principal Owner CNH Partners, LLC

TIFFANY MOCK 1994 Miss Louisiana, Actress

BILL MONTGOMERY Former District 9 Representative

JAMES W. MOORE Former President & CEO, Moore Oil Company

SUSIE MORGAN Federal Judge (Appointed by President Barack Obama)

CALVIN NATT Former NBA All-Star

KENNY NATT NBA assistant coach, 2008-09 Interim HC Sacramento Kings

DR. DAVID NORRIS Mayor City of West Monroe

DOUG PEDERSON Former NFL Quarterback, Head Coach, Philadelphia Eagles

WILLIAM PRYOR Federal Judge, Former Attorney General for Alabama

JOE PROFIT President & CEO Telecommunications International, Former NFL Player

KATHERINE PUTNAM Miss Louisiana 2009

KEITH RICHARD Current head coach ULM men's basketball (2010-present)

WILLIE ROBERTSON CEO of Duck Commander/Buck Commander, Star of A&E Show "Duck Dynasty"

B.J. ROBISON Senior V.P. Pfizer, Inc. (retired)

REGGIE ROBERTS Atlanta Falcons' Vice President of Football Communications

BEN SHEETS MLB All-Star, 2000 Olympic Gold Medalist

JOANNE F. SHERIDAN First Female General of Louisiana National Guard

KATHRYN M. SULLIVAN President & CEO, Blue Cross/Blue Shield Louisiana

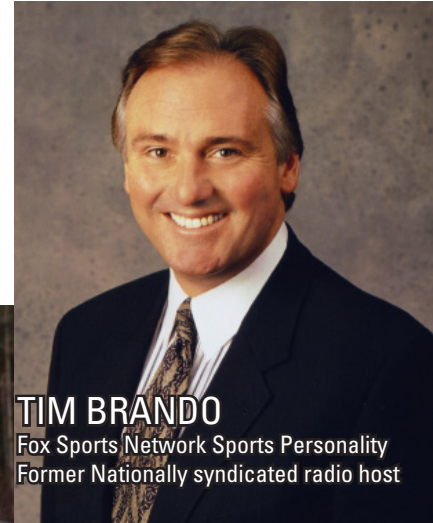
FRANCIS THOMPSON Senator

HARRY WALKER U.S. Army General (retired)

MIKE WALSWORTH Senator District 33

JAMES H. WHARTON Former Chancellor, Louisiana State University

ANITA WHITAKER Miss Louisiana 1984, Actress



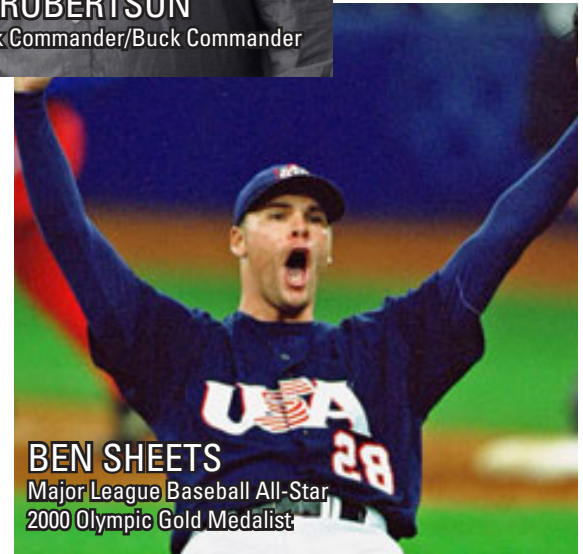
TIM BRANDO

Fox Sports Network Sports Personality
Former Nationally syndicated radio host




WILLIE ROBERTSON

CEO of Duck Commander/Buck Commander



BEN SHEETS

Major League Baseball All-Star
2000 Olympic Gold Medalist



TIM MCGRAW

Grammy Award Winner
Country Singer/Songwriter

The Sun Belt Conference has been part of the collegiate athletics landscape for four decades, and in that time there may not be another conference that can match the Sun Belt's innovation, vision and progressive thinking.

This is, after all, the league that initiated basketball's shot clock ... the league that was the first to partner with a fledgling ESPN cable television entity that is now the "worldwide leader" ... the league that went against the status quo and inaugurated football to start the century, the first already-existing Division I conference to ever take that step ... and the league that is on the forefront of "new media" and internet-based advancement.

The Sun Belt is all about being progressive – change for the better. The league's embracing of innovations and advancements, its constant efforts to adapt in the ever-changing world of college athletics, and its continuing process of evolving to better serve its membership has been well documented since the day the conference was founded in 1976.

But one thing hasn't changed: Since that founding, the Sun Belt Conference has always been a league of opportunity. Athletic and academic programs who have shown progressive thinking and the desire to improve have always found a home in the Sun Belt. More importantly, opportunities exist for student-athletes in the Sun Belt in untold numbers. The league is not a member of the heralded "autonomous five" group of conferences, but it does share the table as part of the NCAA's powerful 24-member Board of Directors. In other words, the conference has a voice in determining the future as college sports continues to change and evolve. It is a decision-maker, along with being a trail-blazer.

And opportunity is not a word that the Sun Belt takes lightly. The conference is uniquely positioned to provide opportunities for its institutions and student-athletes that the "autonomous five" leagues and schools often cannot. Last December, there were three teams in the Football Bowl Subdivision (FBS) that played their first-ever bowl game. All three were members of the Sun Belt Conference – Appalachian State, Georgia Southern and Georgia State.

For student-athletes, Sun Belt institutions are leaders in providing career services and the tools to assist in the pursuit of personal goals. Sun Belt members all employ full-time academic advisors and have on average more than 20 tutors for academic support. During the 2015-16 academic year, Sun Belt member institutions awarded over \$50 million in scholarships to more than 3,100 student-athletes, while also providing life experiences such as team building, domestic and foreign travel, community service, mentoring, and recognition through honors and awards.

Individual opportunities also extend between the lines. The Sun Belt had 40 players on active NFL rosters during the 2015 season, with representation on 23 of 32 NFL teams. Professional teams in several other sports are dotted with Sun Belt alumni.

The league is an intriguing combination. It is a fixture on the national scene, involved in the conduct and competition of college athletics, but also provides chances for success on many unique and different levels. In athletic parlance, the Sun Belt has "upside," and that makes for even more excitement as the league begins its fifth decade. Its motto, "Together We Rise," is just as applicable now as it was when the league was founded to give a home to some of the nation's premier mid-major basketball programs.

That very first year, one of those programs (UNC Charlotte) reached the pinnacle of NCAA men's basketball competition with a berth in the Final Four. Since then, the league's 40-year history is strewn with success in many different men's and women's sports, and that success continues to the present day.

But when the desire for a higher national profile and the desire of its membership brought about football sponsorship in 2001, the conference was figuratively reborn. No league in history had ever pulled off what the Sun Belt was attempting – an established league jumping directly into Division I-A (now FBS) competition. Now, the league stands as one of the 10 premier college football leagues in the country.

The Sun Belt Conference will hold its first ever football championship game as the league's presidents and chancellors, as well as athletic directors, voted unanimously to play the game beginning in 2018. And with the College Football Playoff now an integral part of the nation's sports fabric, the Sun Belt is guaranteed universal access based strictly on performance as the winner of the Sun Belt's championship game can be in the national championship picture. The league is also a permanent part of the "Group of Five" conferences (joining the American Athletic Conference, the Mountain West Conference, the Mid-American Conference and Conference USA) that sends its highest-rated champion to a "New Year's Six" bowl game every season.

The CFP has provided much excitement over the past two years, but bowl games have long been a tradition in college football and the Sun Belt has established its own bowl tradition. The league has secured ties to no fewer than five bowl games, having added three bowl games each of the last three years. In addition to the potential of the College Football Playoff, the league has guaranteed berths in the R+L Carriers New Orleans Bowl – an honor it has held from its very first football season --, the GoDaddy Bowl in Mobile, Ala., the Raycom Media Camellia Bowl in Montgomery,

Ala., the AutoNation Cure Bowl in Orlando, and the NOVA Home Loans Arizona Bowl in Tucson, Ariz. No football conference in NCAA history has developed that quantity of bowl partners in its first 15 years of existence.

In the last four seasons, Sun Belt members have recorded 66 non-conference football wins including a record 21 wins outside the league in 2013, and league teams have won five bowl games in the last three years – two of them winning in their first-ever bowl appearance last year. The league's success extends past football, though. When Little Rock upset fifth-seeded Purdue in the first round of last March's NCAA Men's Basketball Tournament, the Sun Belt became one of 12 leagues – out of 32 with automatic qualifiers – to have a team win a tournament game in each of the last two seasons (joining the ACC, AAC, A-10, Big 12, Big East, B1G, C-USA, MVC, SEC, WCC).

The Sun Belt and the Pac-12 were the only leagues to have members win an NCAA Tournament game and also post wins in two other postseason tournaments in 2015, and added an NCAA win and another postseason win this past season.

One year earlier, Georgia State upset third-seeded Baylor in the NCAA first round, and Little Rock's women's squad defeated sixth-seeded Texas A&M in the NCAA women's tournament. That same year, the Sun Belt became one of seven conferences nationwide to have back-to-back first round selections in the NBA Draft when Georgia State's R. J. Hunter was the No. 28 overall pick by the Boston Celtics. Former UL Lafayette guard Elfrid Payton went No. 10 overall to the Orlando Magic in the 2014 draft and was a participant in the league's All-Star Weekend the past two seasons.



In the spring, baseball and softball continue to put the league in the national spotlight with deep runs into post-season play and high visibility in national polls becoming a tradition. UL Lafayette's baseball team was the nation's No. 1 team for the final third of the 2014 season and reached the NCAA Super Regional round in 2014 and 2015, and the UL Lafayette softball team has advanced to the Super Regional round five straight seasons including a trip to the 2014 Women's College World Series.

The Sun Belt's commitment to academic excellence remains a hallmark, with the league and its institutions annually rewriting the Sun Belt record book for grade-point averages and academic honors. This past spring, a record-tying 14 league programs were recognized for outstanding performance in the classroom, with those teams earning NCAA Public Recognition Awards for posting APR scores in the top 10 percent of their sport nationally. It was the second straight year for the Sun Belt to have 14 programs honored, doubling the amount of the previous years.

The strength of any league is in its membership, and the Sun Belt adds to its strength this year with Coastal Carolina accepting an invitation to join effective July 1, 2016. The Chanticleers begin competition in all sports with the exception of football in the 2016-17 season. CCU will be bringing

the reigning national championship baseball team to the conference as the Chanticleers defeated Arizona in the College World Series final this past June. CCU will immediately challenge for Sun Belt championships in baseball, but the Chanticleers also boast a men's soccer team that is coming off of a top-25 ranked season and a second round NCAA appearance and an NCAA appearance in women's volleyball last season.

The CCU football program begins a transition to the FBS this year with its first year of full FBS status coming in 2018. Coastal Carolina will compete as a Sun Belt football member beginning in 2017 and will have the opportunity to compete for the conference championship, but will not be eligible for postseason play until the following year.

Coastal Carolina joins Appalachian State, Arkansas State, Georgia Southern, Georgia State, UL Lafayette, UL Monroe, South Alabama, Texas State and Troy to give the league 10 football-playing members. Little Rock and UT Arlington compete in all sports as non-football members. That group gives the Sun Belt a mix of the "old" and the "new," with many long-time Sun Belt institutions – South Alabama is a charter member dating back to 1976 – continuing to have success and a solid corps of conference newcomers ready to make their marks on league and national levels.

The varied campuses and locations reflect another league strength – its diversity. The mix of regions and regional cultures provide a rare opportunity for league student-athletes and staff members to experience many environments. Those same student-athletes can also experience that diversity without leaving their own campuses.

For every All-Pro linebacker DeMarcus Ware (Troy) and Walter Payton NFL Man of the Year Charles Tillman (UL Lafayette), and for every World Series MVP David Freese (South Alabama) coming from Sun Belt campuses, there are also U.S. presidents (Lyndon Johnson, Texas State), business icons (Chick-fil-A president Daniel Cathy, Georgia Southern), nationally known entertainers (Tim McGraw, UL Monroe, Ludacris, Georgia State) and royalty (Miss America Debbye Turner, Arkansas State).

These proud alumni, as well as the thousands of student-athletes and staff members at a dozen institutions, are proof that the Sun Belt Conference gains stature with every year and provides the promise of future success with every sunrise. It is a league of opportunity and a league of excitement, and "Together We Rise" has never been more true or more appropriate.

